


Midt Factoring A/S

Nygade 111
DK-7430 Ikast

CVR-nr. 83 71 26 19

Presented and adopted at the company's annual general meeting on 26 February 2019


Chairman



ANNUAL REPORT 2018




CONTENTS

	Side
<i>Company Details</i>	2
<i>Statement by Board of Directors and Board of Executives</i>	3
<i>Auditors' Reports</i>	4
<i>Management's Review</i>	7
<i>Accounting Policies</i>	11
<i>Income Statement</i>	17
<i>Balance Sheet</i>	18
<i>Cash Flow Statement</i>	20
<i>Statement of changes in equity</i>	21
<i>Notes</i>	22



COMPANY DETAILS AND GROUP STRUCTURE

The Company	Midt Factoring A/S Nygade 111 7430 Ikast
Telephone:	96 60 11 00
Web-site:	www.midtfactoring.dk
VAT no. :	83 71 26 19
Established:	16 March 1978
Registered in:	Ikast-Brande Kommune (municipality)
Financial year:	1 January - 31 December
Board of Directors	Mr. Claude Michel Valade (chairman) Mr. Vincent-Pierre Casaubon Mr. Xavier Raymond Robert Flogny Ms. Dominique Michelle Bresson
Board of Executives	Mr. Søren Steen Lund Larsen
Auditor	Deloitte Statsautoriseret Revisionspartnerselskab Papirfabrikken 26 8600 Silkeborg
Parent Company	Natixis Factor (Subsidiary Natixis Bank) 10-12, avenue Winston Churchill 94676 Charenton-le-pont Paris France



STATEMENT BY BOARD OF DIRECTORS AND BOARD OF EXECUTIVES

The board and management have today presented the consolidated and parent annual report of Midt Factoring A/S for the financial year 1 January to 31 December 2018.

The annual report is presented in accordance with the Danish Financial Statements Act.

In our opinion, the consolidated and parent financial statements give a true and fair view of the company's assets, liabilities and financial position as per 31 December 2018. The financial report also reflects a fair view on the activities and financial result of the financial year 1 January to 31 December 2018.

The management's review contains in our opinion a true description of the items and activities covered in the review.

We recommend the annual report for adoption at the Annual General Meeting.


Ikast, 26 February 2019

Board of Executives:




Søren Steen Lund Larsen

Board of Directors:



Claude Michel Valade
Chairman

Vincent-Pierre Casaubon



Xavier Raymond Robert Flogny

Dominique Michelle Bresson



INDEPENDENT AUDITOR'S REPORT

To the shareholders of Midt Factoring A/S

Opinion

We have audited the consolidated financial statements and the parent financial statements of Midt Factoring A/S for the financial year 1 January - 31 December 2018, which comprise the income statement, balance sheet, statement of changes in equity and notes, including a summary of significant accounting policies, for the Group as well as the Parent, and the consolidated cash flow statement. The consolidated financial statements and the parent financial statements are prepared in accordance with the Danish Financial Statements Act.

In our opinion, the consolidated financial statements and the parent financial statements give a true and fair view of the Group's and the Parent's financial position at 31. December 2018, and of the results of their operations and the consolidated cash flows for the financial year 1. January - 31. December 2018 in accordance with the Danish Financial Statements Act.

Basis for opinion

We conducted our audit in accordance with International Standards on Auditing (ISAs) and the additional requirements applicable in Denmark. Our responsibilities under those standards and requirements are further described in the *Auditor's responsibilities for the audit of the consolidated financial statements and the parent financial statements* section of this auditor's report. We are independent of the Group in accordance with the International Ethics Standards Board of Accountants' Code of Ethics for Professional Accountants (IESBA Code) and the additional requirements applicable in Denmark, and we have fulfilled our other ethical responsibilities in accordance with these requirements. We believe that the audit evidence we have obtained is sufficient and appropriate to provide a basis for our opinion.

Management's responsibilities for the consolidated financial statements and the parent financial statements

Management is responsible for the preparation of consolidated financial statements and parent financial statements that give a true and fair view in accordance with the Danish Financial Statements Act, and for such internal control as Management determines is necessary to enable the preparation of consolidated financial statements and parent financial statements that are free from material misstatement, whether due to fraud or error.

In preparing the consolidated financial statements and the parent financial statements, Management is responsible for assessing the Group's and the Entity's ability to continue as a going concern, for disclosing, as applicable, matters related to going concern, and for using the going concern basis of accounting in preparing the consolidated financial statements and the parent financial statements unless Management either intends to liquidate the Group or the Entity or to cease operations, or has no realistic alternative but to do so.

Auditor's responsibilities for the audit of the consolidated financial statements and the parent financial statements

Our objectives are to obtain reasonable assurance about whether the consolidated financial statements and the parent financial statements as a whole are free from material misstatement, whether due to fraud or error, and to issue an auditor's report that includes our opinion. Reasonable assurance is a high level of

INDEPENDENT AUDITOR'S REPORT

assurance, but is not a guarantee that an audit conducted in accordance with ISAs and the additional requirements applicable in Denmark will always detect a material misstatement when it exists. Misstatements can arise from fraud or error and are considered material if, individually or in the aggregate, they could reasonably be expected to influence the economic decisions of users taken on the basis of these consolidated financial statements and parent financial statements.

As part of an audit conducted in accordance with ISAs and the additional requirements applicable in Denmark, we exercise professional judgement and maintain professional scepticism throughout the audit. We also:

- Identify and assess the risks of material misstatement of the consolidated financial statements and the parent financial statements, whether due to fraud or error, design and perform audit procedures responsive to those risks, and obtain audit evidence that is sufficient and appropriate to provide a basis for our opinion. The risk of not detecting a material misstatement resulting from fraud is higher than for one resulting from error, as fraud may involve collusion, forgery, intentional omissions, misrepresentations, or the override of internal control.
- Obtain an understanding of internal control relevant to the audit in order to design audit procedures that are appropriate in the circumstances, but not for the purpose of expressing an opinion on the effectiveness of the Group's and the Entity's internal control.
- Evaluate the appropriateness of accounting policies used and the reasonableness of accounting estimates and related disclosures made by Management.
- Conclude on the appropriateness of Management's use of the going concern basis of accounting in preparing the consolidated financial statements and the parent financial statements, and, based on the audit evidence obtained, whether a material uncertainty exists related to events or conditions that may cast significant doubt on the Group's and the Entity's ability to continue as a going concern. If we conclude that a material uncertainty exists, we are required to draw attention in our auditor's report to the related disclosures in the consolidated financial statements and the parent financial statements or, if such disclosures are inadequate, to modify our opinion. Our conclusions are based on the audit evidence obtained up to the date of our auditor's report. However, future events or conditions may cause the Group and the Entity to cease to continue as a going concern.
- Evaluate the overall presentation, structure and content of the consolidated financial statements and the parent financial statements, including the disclosures in the notes, and whether the consolidated financial statements and the parent financial statements represent the underlying transactions and events in a manner that gives a true and fair view.
- Obtain sufficient appropriate audit evidence regarding the financial information of the entities or business activities within the Group to express an opinion on the consolidated financial statements. We are responsible for the direction, supervision and performance of the group audit. We remain solely responsible for our audit opinion.

We communicate with those charged with governance regarding, among other matters, the planned scope and timing of the audit and significant audit findings, including any significant deficiencies in internal control that we identify during our audit.

INDEPENDENT AUDITOR'S REPORT

Statement on the management commentary

Management is responsible for the management commentary.

Our opinion on the consolidated financial statements and the parent financial statements does not cover the management commentary, and we do not express any form of assurance conclusion thereon.

In connection with our audit of the consolidated financial statements and the parent financial statements, our responsibility is to read the management commentary and, in doing so, consider whether the management commentary is materially inconsistent with the consolidated financial statements and the parent financial statements or our knowledge obtained in the audit or otherwise appears to be materially misstated.


Moreover, it is our responsibility to consider whether the management commentary provides the information required under the Danish Financial Statements Act.

Based on the work we have performed, we conclude that the management commentary is in accordance with the consolidated financial statements and the parent financial statements and has been prepared in accordance with the requirements of the Danish Financial Statements Act. We did not identify any material misstatement of the management commentary.

Silkeborg, 26 February 2019

Deloitte

Statsautoriseret Revisionspartnerselskab
Business Registration No 33 96 35 56

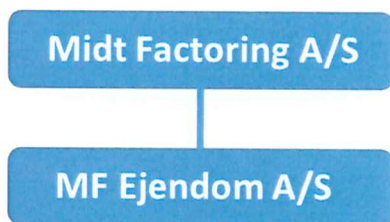


Henrik Anders Laursen
State-Authorised
Public Accountant
MNE-nr. 16549



MANAGEMENT'S REVIEW

GROUP STRUCTURE



KEY FIGURES-consolidated

	2018 DKK '000	2017 DKK '000	2016 DKK '000	2015 DKK '000	2014 DKK '000
Financial income	91.869	90.801	95.131	95.227	100.847
Financial expenses	-1.711	-1.273	-3.478	-5.200	-7.055
Gross profit/loss	90.158	89.528	91.653	90.027	93.792
Operating Profit/loss	38.136	37.816	36.420	32.376	32.345
Profit/loss of the year	29.674	29.437	28.336	24.545	24.352

BALANCE SHEET-consolidated

	2018 DKK '000	2017 DKK '000	2016 DKK '000	2015 DKK '000	2014 DKK '000
Assets	1.123.191	1.085.997	999.420	943.979	885.880
Investments tangible fixed assets	0	0	349	1.512	0
Equity	124.447	124.773	103.336	89.888	124.695
Equity and liabilities	1.123.191	1.085.997	999.420	943.979	885.880
Equity ratio (%)	11,1	11,5	10,3	9,5	14,1
Return on equity (%)	23,8	25,8	29,3	22,9	17,5
Index Financial income (2014=100)	91,1	90,0	94,3	94,3	100,0

MANAGEMENT'S REVIEW

Key figures

Key figure

Model of calculation

Key figure states

Equity ratio (%) =

$$\frac{\text{Equity}}{\text{Balance sheet total}}$$

Equity percentage compared to the total balance

Return on equity (%) =

$$\frac{\text{Net profit/loss for the year} \times 100}{\text{Average equity}}$$

The company's rate of return on capital invested in the company by the owners.

The consolidated values include the subsidiary MF Ejendom A/S, which was established in February 2010.

Objective

The objective of the company is administration, financing and discounting of invoices, with and without recourse, as well as financing and trade activity.

The company's main activities

The company develops and delivers services aimed at facilitating trading between companies, both nationally and internationally. The services reduce the administrative, risk-related as well as financial tasks for the client companies.

Uncertainty in recognition and measurement

As part of the application of the company's accounting policies, a number of assessments and estimates has been made on how the future may impact the value of company's assets and liabilities. The estimates are based on appropriate, but unpredictable assumptions, and unexpected events may occur.

The assessment of the need for write-down of loans and receivables is based on objective indications of impairment, on the future ability to repay, and on assessments of the value of collaterals provided. It is management's assessment that all known factors at the year-end date have been taken into account for an assessment of the need for write-down at the end of the year, however, some factors are based on an estimate and any losses ascertained subsequently may differ from the estimate made.

Intangible and tangible fixed assets are assessed to have a future value in use at least equivalent to the booked amounts.

Development in the company's activities

The company's operations during the current financial year, covering the period 1 January – 31 December 2018, are characterized by a very satisfactory result.

During 2018 Midt Factoring A/S has had the largest number of new clients for many years and the financed share of assigned receivables, in average, has increased significantly and its service business has remained strong. The competition environment for factoring services and loans is tough and this has influenced prices negatively on services delivered and financed balances.

A remaining positive financial environment and general growth and strength in enterprises ability to deliver earnings in Denmark, Scandinavia and EU is still the situation among the companies, wherefore the accrued amounts for potential losses as well as the actual losses, remain very low, also in 2018.

The consolidated result of the year after tax is DKK 29.647 thousands, which is considered to be very satisfactory. The result is as expected in connection with the presentation of the Annual Report 2017. The

balance sheet totals DKK 1.123.191 thousands. The equity is, included dividend related to the year 2018 of DKK 30.000 thousands equals DKK 124.447 thousands.

MANAGEMENT'S REVIEW

Significant events and expectations to the future

The company offers primarily three types of products:

- Recourse/non recourse factoring with invoice management
- Recourse/non recourse factoring without invoice management
- Invoice management without financing

The company's level of activity in terms of financial income is expected to increase during 2019. A result before tax at a level in the range DKK 35,000 – DKK 40,000 thousands is expected.

Events after the balance sheet date

No events have occurred after the balance sheet date that may have a material influence on the assessment of the annual report.

Risks

The company's most significant risks are described below:

Market risk

The company's most significant operating risk is attached to the ability to be strongly positioned in the market for financing and administrative services, and to continue to be able to ensure competitive prices and a high service level.

Credit risks

The assets comprise primarily short-term accounts with customers.

The company's credit risks concern in all material respects accounts receivable where the credit risk corresponds to the recognized values. Clients, debtors and business partners are credit rated before a business relationship is opened, thus, the credit risk attached is as a normal business relationship.

Accounts with clients are hedged by security in debtor portfolios with good spread of risk, of which a large part is covered by credit insurance. The accounts with clients are therefore subject to moderate risk, in the opinion of the management.

Foreign exchange and interest risks

It is the company's policy to hedge foreign exchange and interest risks exposed to the company. The value of the company's assets and liabilities is assessed to be sensitive only to a limited extent to changes in the foreign exchange rates and interest rates.

Knowledge resources

The company's business foundation includes financing and management of account receivables as well as related matters. This makes especially high demands on knowledge resources and business processes.


In order to be able to provide these solutions continuously, it is decisive that the company can recruit and retain employees, both with a high educational level and employees with technical experience.

Development activities

The company continues the development of relevant products attached to the businesses' trade, nationally and globally, with special focus on financing, invoice management, risk management and collection procedures. Use of highly developed technology should all the time support the optimisation of resource consumption in the companies that choose to outsource, in part or in full, the management of their debtor bookkeeping.

Ownership

The company is 100% owned by Natixis Factor, France.



ACCOUNTING POLICIES

The annual report of Midt Factoring A/S for 2018 has been presented in accordance with the provisions of the Danish Financial Statements Act for enterprises in reporting class C.

The annual report is presented in DKK '000.

According to the Danish Financial Statements Act, Midt Factoring A/S has decided to present an Annual report on consolidated group level and only in English.

The accounting policies applied to these financial statements are consistent with those applied last year, except for the below with addition of the rules of the new Danish Financial Statements Act.

The main estimates of management are mentioned in a later paragraph in accounting policies "Estimation uncertainty - management's assessment".

RECOGNITION AND MEASUREMENT

Adjustment of accounts

As the company carries out financial activities an adjustment of the accounts has been made with reference to § 11 of the Danish Financial Statements Act in order to give a true picture of the company's production and activities and accordingly the income statement and balance sheet have been adjusted to this fact.

Recognition and measurement in general

Income is recognized in the income statement as it is earned and this includes the recognition of value adjustment of financial assets and liabilities. Costs, including amortizations and write-downs are also recognized in the income statement.

Assets are recognized in the balance sheet when it appears probable that future economic advantages will accrue to the company and the value of the asset can be measured reliably. Liabilities are recognized in the balance sheet when it appears probable that future economic advantages will flow from the company and the value of the asset can be measured reliably.

On initial recognition, assets and liabilities are measured at cost or amortised cost. Subsequently, assets and liabilities are measured as described under each item below.

Some financial assets and liabilities are measured at amortised cost whereby a constant, effective interest rate is recognized during the term. Amortised cost is calculated as the original cost with the deduction of any repayments and additions/deductions of the accumulated amortization of the difference between cost and nominal amount.

When carrying out recognition and measurement, account is taken of events that occur between the balance sheet date and the date of presenting the annual report and which provide or disprove circumstances that existed on the balance sheet date.

The carrying amount of intangible and tangible fixed assets is reviewed annually in order to determine whether there is an indication of impairment over and above what can be expressed as normal amortization. If this is the case, an impairment test is carried out and, if subsequently necessary, there is a write-down to the lower recoverable value.

ACCOUNTING POLICIES

CONSOLIDATED FINANCIAL STATEMENTS

The consolidated financial statements comprise (parent company) and the companies (affiliated companies) which are controlled by the parent company, cf. the group outline, page 7. The parent company is considered to have control when it directly or indirectly holds more than 50% of the voting rights, or when it, in some other way, may or actually does exercise dominant influence. Companies in which the group directly or indirectly holds between 20% and 50% of the voting rights and exercise significant but not dominant influence are considered associates cf. the group outline page 7.

Consolidation principles

The consolidated financial statements are drawn up on the basis of financial statements of the (parent company) and its subsidiary companies. The completion of the consolidated financial statements is done by consolidating items of similar nature. At the consolidation, intra-group income and expenses, intra-group balances and dividends as well as gains and losses on transactions between the consolidated companies are eliminated. The financial statements used for the consolidation are prepared in accordance with the group's accounting policies.

In the consolidated financial accounts, the accounting items of the subsidiary companies are included 100%.

Capital investments in the subsidiary companies are offset against the proportionate part of the net assets of the subsidiary companies at the time of acquisition calculated at fair value.

INCOME STATEMENT

Interest income and expenses

Interest income and expenses arising from interest bearing financial instruments carried at amortised cost are recognized in the income statement using the effective interest method on the basis of the cost of the financial instrument. Interest includes amortization of fees that are an integral part of the effective yield on a financial instrument, including origination fees, and amortization of any other differences between cost and redemption price.

Interest income and expenses include interest on financial instruments carried at fair value.

Revenue recognition of interest on loans with individual write-down for impairment is based on the written down value.

Income from and expenses for services provided over a period of time, for example guarantee commission and fees for invoice administration, are accrued over the period. Transaction fees, for example domestic and foreign transfers, are recognized as income/cost on completion of the transaction.

Staff and external expenses

Salaries, wages and other remuneration which are expected to be paid for work carried out during the year, are recognized as Staff and administrative expenses. The expense includes salaries and wages as well as holiday allowances, anniversary bonuses, pensions etc.

Write-down of loans

Includes losses on and write-downs of loans, which are not re-insured.

ACCOUNTING POLICIES

Tax

Calculated current and deferred tax on the profit for the year and subsequent adjustments of tax charges for previous years are recognized in the income statement. Income tax for the year is recognized in the income statement on the basis of the tax laws applying in Denmark.

Tax attributable to equity transactions is recognized directly in equity.

Midt Factoring A/S is taxed jointly with the subsidiary of Midt Factoring A/S, MF Ejendom A/S.

BALANCE SHEET

Property, plant and equipment

Cost includes the acquisition cost and costs directly connected with the acquisition up to the date on which the asset is ready to be used. Cost also includes estimated costs for demolishing and disposing of the asset and re-establishment to the extent that these costs are recognized as an obligation.

The cost of an asset is divided into separate components that are amortised individually if their useful life differs.

Subsequent costs of replacing components are recognized as tangible fixed assets when it appears probable that they will lead to future economic advantages. The carrying amount of the replaced components is recognized in the income statement. All other costs for repairs and maintenance are recognized in the income statement as they are paid.

The basis of amortization is cost with the deduction of the expected residual value after the end of the asset's useful life. Residual value is re-evaluated annually.

Straight-line amortization is carried out on the basis of the following evaluation of the asset's expected useful life and subsequent residual value:

	Useful life	Residual value
Operating equipment	3-5 years	0 % of cost
Leasehold improvements	3-5 years	0 % of cost
Buildings	20 years	65 % of cost

Estimated useful lives and residual values are reassessed annually.

Profits or losses on sales of tangible fixed assets are calculated as the difference between the net proceeds when sold and the carrying amount on the date of the sale. Profits or losses are recognized in the income statement under other operating income and other operating expenses.

ACCOUNTING POLICIES

Equity investments and securities

Bonds, shares and other equity investments are measured at fair value.

Fair value is established in accordance with the following order of priorities:

- Market-based sales value if a well-functioning market can be found
- Approximate sales value calculated as the relevant capital in use relevant to the security if a relevant capital in use can be calculated with the help of generally recognized valuation models and techniques
- Cost

The above means

- that listed shares and bonds are measured at market price,
- that unlisted shares and equity investments are measured at approximate sales value or cost

Equity investments in subsidiaries

Equity investments in subsidiaries are recognized and measured using the equity method, implying that the capital share measured at the pro-rata share of the subsidiary's booked value, plus or minus amortized respectively positive or negative goodwill and adding/subtracting any unrealized gains/losses from intercompany transactions.

In the profit and loss statement, the pro rata share of the subsidiary's net result after elimination of any unrealized intercompany profits or losses is included, plus or minus the amortization of goodwill.

The value of investments in subsidiaries is transferred to reserves using the equity method included in equity

Investment in subsidiary is written down to recoverable amount if this is lower than carrying value.

Loans and trade receivable

Loans and accounts receivable include invoice discounting.

Loans are measured at fair value at first recognition with addition of transaction costs and with deduction of fees received etc. which usually corresponds to nominal value. Subsequently loans are measured at amortised cost, in accordance with the effective interest method.

All loans are individually tested continuously for the need for write-down on the basis of fixed objective indicators of impairment.

If unutilized granted credits are assessed to present a credit risk, they will be included in the above test for need for write-down. Write-down of unutilized granted credits are recognized as provision for liabilities.

Write-down and carry-back of the year of previously made write-down are recognized in the income statement.

Prepayments and accrued income

Prepayments recognized under assets include expenses paid regarding the following accounting year. Prepayments are measured at cost price.

ACCOUNTING POLICIES

Financial liabilities

Financial debts are recognized by debt assumption at the received proceeds, the principal amount with the deduction of transaction costs paid. During subsequent periods, financial liabilities are recognized at amortised cost corresponding to the capitalized value with the use of the effective interest method. Loan costs are therefore recognized in the income statement over the term of the loan.

Payments received under prepayments are recognized under liabilities, which is income regarding the subsequent years.

Provisions

Provisions include expected expenses for deferred tax.

Provisions are recognized when it appears probable on the balance sheet date that the liability will mean drawing on the company's economic resources and that the amount on the liability can be calculated reliably.

Deferred tax

Deferred tax is calculated in accordance with the balance sheet liability method on all temporary differences between the carrying amount and the tax base value of assets and liabilities. Deferred tax is recognized in the balance sheet under Deferred tax assets and Deferred tax liabilities on the basis of the current tax rates.

However, deferred tax of temporary differences concerning non-tax deductible goodwill and other items, where temporary differences have occurred at the date of acquisition without having effect on the earnings or taxable income is not recognized. For those cases in which tax value declaration is applicable according to specific taxation rulings, the deferred tax is computed based on planned management application of the asset or, where applicable, liquidation of liabilities.

Tax assets relating to unutilized losses and tax deduction are contained in deferred tax only, if it is likely that such losses and tax deduction can be utilized.

Deferred tax is measured on the basis of the tax rules and the tax rates that will be applicable under the legislation on the balance sheet date when the deferred tax is expected to be paid as current tax. Changes in deferred tax as a consequence of adjusted tax rates are recognized in the income statement.

Dividends

Dividends are recognized as a liability in the accounts on the date when the general meeting has adopted this and the company has thereby taken on an obligation. The executive board's proposal for a dividend for the current accounting year is therefore part of equity and information on this is provided in the note on equity.

Translating foreign currency

Receivables, debt and other monetary items in foreign currency that have not been settled on the balance sheet date, are translated at the exchange rate current on the balance sheet date. The difference between the exchange rate on the balance sheet date and the exchange rate on the date of the origin of the receivable or the debt is recognized in the income statement.

ACCOUNTING POLICIES

Derivative financial instruments

Derivative financial instruments are initially recognized in the balance sheet at cost and are subsequently measured at fair value. Positive and negative fair values from derivative financial instruments are recognized in other receivables, other debt respectively.

Changes in the fair value of derivative financial instruments classified as hedging instruments and meeting the criteria for hedging the fair value of a recognized asset or liability are recognized in the income statement together with changes in the value of the hedged asset or liability.

For derivative financial instruments, which do not meet the criteria for treatment as hedging instruments, changes in fair value are recognized in the income statement as they arise.

Estimation uncertainty - management's assessment

As part of the company's application of the accounting policies, it has been assessed and estimated how the future may influence the value of the company's assets and liabilities.

The estimation is based on appropriate, however unpredictable assumptions, and unexpected events may occur. The special risks are mentioned in Management's Review.

Tangible assets are likewise assessed to have a replacement cost exceeding the carrying amount.

Cash flow statement

The cash flow statement shows the company's cash flow for the year distributed between operating activities, investment activities, and financing activities for the year, the change in liquidity for the year, and liquid assets at the beginning and end of the year.

No separate cash flow statement has been prepared for the parent company, as this is included in the group cash flow statement.

The cash flow from operating activities is calculated as the profit or loss for the year adjusted for non-cash operating items, changes in working capital, and corporation tax. Paid tax is presented as a separate item under operating activities.

The cash flow from investment activities includes payments in connection with buying and selling fixed assets and cash flow in connection with buying and selling companies and activities. The cash flow from financing activity includes changes in the amount or composition of share capital and the costs connected with this, raising loans and repayments on loans that are not included in working capital, the payment of dividends, and buying and selling own shares.


Cash at bank and cash equivalents include cash balance and receivables from credit institutes.

Off-setting

Outstanding amounts and debts are offset when the company has a legal right to offset the recognized amounts and at the same time intends to settle net or realize the asset and at the same time meet the obligation.

Income statement for Midt Factoring A/S

Parent				Group/consolidated	
2018	2017		Note	2018	2017
DKK '000	DKK '000			DKK '000	DKK '000
92.115	90.939	Financial income	1	91.869	90.801
-1.617	-1.163	Financial expenses	2	-1.711	-1.273
90.498	89.776	Gross profit/loss		90.158	89.528
-21.564	-21.251	Other external expenses		-19.794	-19.501
-33.392	-31.656	Staff costs	3	-33.471	-31.740
-411	-643	Amortisation, depreciation and impairment losses		-663	-895
1.907	424	Write-down of current assets other than current financial assets		1.907	424
37.038	36.650	Operating profit/loss		38.137	37.816
802	854	Income from investments in group enterprises		-	-
37.840	37.504	Profit/loss from ordinary activities before tax		38.137	37.816
-8.166	-8.067	Tax on profit/loss for the year	4	-8.463	-8.379
29.674	29.437	Profit/loss for the year	5	29.674	29.437




Balance sheet at 31.12.2018

ASSETS					
Parent			Note	Group/consolidated	
2018	2017			2018	2017
DKK '000	DKK '000			DKK '000	DKK '000
-	-	Property		19.914	20.166
376	781	Other fixtures and fittings, tools and equipment		376	781
-0	6	Leasehold improvements		-0	6
376	786	Property, plant and equipment	6	20.289	20.952
3.256	2.454	Investments in group enterprises		-	-
-	13.050	Receivables from group enterprises		-	-
92	68	Other investments		92	68
3.348	15.572	Financial assets	7	92	68
3.725	16.358	Fixed assets		20.381	21.020
953.883	966.276	Trade receivables	8	953.883	966.276
12.650	-	Receivables from group enterprises		-	-
259	248	Deferred tax	9	259	248
51	40	Other receivables		51	40
75	266	Income tax receivable		-	-
657	664	Prepayments	10	657	663
967.574	967.494	Receivables		954.850	967.227
147.878	97.704	Cash		147.960	97.750
1.115.452	1.065.198	Current assets		1.102.810	1.064.977
1.119.177	1.081.556	Assets		1.123.191	1.085.997

Balance sheet at 31.12.2018


EQUITY AND LIABILITIES

Parent			Note	Group/consolidated	
2018	2017			2018	2017
DKK '000	DKK '000			DKK '000	DKK '000
40.000	40.000	Share capital	11	40.000	40.000
2.756	1.954	Reserve for net revaluation according to the equity method		-	-
51.691	52.819	Retained earnings		54.447	54.773
30.000	30.000	Dividend payable		30.000	30.000
124.447	124.773	Equity		124.447	124.773
-	-	Mortgage debt		3.162	3.773
-	-	Long term liabilities	12	3.162	3.773
-	-	Short term part of Mortgage debt		611	603
13.667	19.683	Bank debt		13.667	19.683
944.978	906.010	Debt to group enterprises		944.978	906.010
-	-	Income taxes payable		222	46
35.056	30.087	Other payables		35.075	30.107
1.029	1.003	Deferred income	13	1.029	1.003
994.730	956.783	Short term liabilities		995.582	957.451
994.730	956.783	Liabilities		998.744	961.224
1.119.177	1.081.556	Equity and liabilities		1.123.191	1.085.997
		Contingencies	14		
		Charges and securities	15		
		Related parties	16		
		Ownership	17		
		Consolidation	18		



Cash flow statement for 2018


	Group/consolidated	
	2018	2017
	DKK '000	DKK '000
Operating profit / loss	38.137	37.816
Amortisation and depreciations	663	895
Changes in working capital	56.326	-11.794
Paid taxes	-8.297	-8.449
Cash flow from operating activities	86.828	18.468
Paid mortgage debt	-603	-597
Cash flow from investment activities	-603	-597
Paid dividend	-30.000	-8.000
Cash flow from financing activities	-30.000	-8.000
Change in cash and cash equivalents	56.225	9.871
Cash at bank and cash equivalents, beginning of year	78.067	68.196
Cash at bank and cash equivalents, end of year	134.293	78.067



Statement of changes in equity for Midt Factoring A/S

GROUP	Share capital	Retained earnings	Reserve for net re-valuation according to the equity method	Dividend	Total
	DKK '000	DKK '000	DKK '000	DKK '000	DKK '000
Equity beginning of year	40.000	54.773		30.000	124.773
Dividend paid		-		-30.000	-30.000
Profit/loss for the year		-326		30.000	29.674
Equity end of year	40.000	54.447		30.000	124.447

PARENT	Share capital	Retained earnings	Reserve for net re-valuation according to the equity method	Dividend	Total
	DKK '000	DKK '000	DKK '000	DKK '000	DKK '000
Equity beginning of year	40.000	52.819	1.954	30.000	124.773
Extraordinary Dividend paid		-		-30.000	-30.000
Profit/loss for the year		-1.128	802	30.000	29.674
Equity end of year	40.000	51.691	2.756	30.000	124.447



NOTES NOTES
2018
DKK '000

2017
DKK '000

Group/consolidated
2018
DKK '000

2017
DKK '000

		Note 1 – Financial income			
105	57	Credit institutions	105	57	
36.388	37.502	Loans and other receivables	36.142	37.364	
46.416	45.490	Fees and commission income	46.416	45.490	
-	-	Dividend on shares	-	-	
6.247	5.111	Value adjustment - currency	6.247	5.111	
2.959	2.779	Interest group enterprises	2.959	2.779	
92.115	90.939	Total Financial income	91.869	90.801	
		Note 2 – Financial expenses			
-1.038	-614	Interest group enterprises	-1.038	-614	
-594	-406	Credit institutions	-688	-516	
25	-77	Dividend on shares/write-downs	25	-77	
-10	-67	Fees and commission expenses paid	-10	-66	
-1.617	-1.163	Total Financial expenses	-1.711	-1.270	
		Note 3 – Staff cost			
-29.442	-27.880	Wages and salaries	-29.521	-27.964	
-2.994	-2.959	Pension cost	-2.994	-2.959	
-956	-817	Other social security costs	-956	-817	
-33.392	-31.656	Total Staff costs	-33.471	-31.740	
Average number of full-time employees in 2018 was 59, a decrease with 1 compared to 2017					
Salary costs for the management is included within total staff costs. No payments have been made to the board. Information about salaries paid to the management is referring to "Årsregnskabslovens" §98b sec. 3 not supplied.					
		Note 4 – Tax on profit/loss for the year			
-8.176	-8.084	Current tax	-8.473	-8.396	
11	20	Change in deferred tax	11	20	
-1	-3	Adjustment relating to previous years	-1	-3	
-8.166	-8.067	Total Tax	-8.463	-8.379	
		Note 5 - Proposed distribution of profit/loss			
30.000	30.000	Ordinary dividend for the financial year	30.000	30.000	
802	854	Transfer to reserve for net revaluation according to the equity method	-	-	
-30.000	-8.000	Dividend paid during the year	-30.000	-8.000	
28.872	6.583	Retained earnings	29.674	7.437	
29.674	29.437	Total	29.674	29.437	

NOTES

Note 6 – Property, plant and equipment GROUP

	Property	Operating equipment	Leasehold improvements
Property, plant and equipment (DKK '000)			
Cost beginning of year	25.151	13.671	1.593
Transfers			
Additions		-	-
Disposals		-	-
Cost end of year	25.151	13.671	1.593
Amortisation and impairment losses beginning of year	4.985	12.891	1.587
Transfers			
Amortisation for the year	252	405	6
Reversal regarding disposals		-	
Amortisation and impairment losses end of year	5.237	13.296	1.593
Carrying amount end of year	19.914	376	-0

Note 6 – Property, plant and equipment PARENT

	Property	Operating equipment	Leasehold Improvements
Property, plant and equipment (DKK '000)			
Cost beginning of year		13.671	1.593
Additions		-	-
Disposals		-	-
Cost end of year	-	13.671	1.593
Amortisation and impairment losses beginning of year		12.891	1.587
Amortisation for the year		405	6
Reversal regarding disposals		-	
Amortisation and impairment losses end of year	-	13.296	1.593
Carrying amount end of year	-	376	-0

NOTES

Note 7 – Financial assets investments GROUP

Financial assets investments (DKK '000)

	Other investments
Cost beginning of year	300
Additions	-
Disposals	-
Cost end of year	300
Revaluation beginning of year	-233
Share of profit/loss for the year	25
Other adjustments	-
Revaluations end of year	-208
Carrying amount end of year	92


Note 7 – Financial assets investments PARENT

Financial assets investments (DKK '000)

	Subsidiary	Subordinated loan - subsidiary	Other Investments
Cost beginning of year	500	13.050	300
Additions	-	-	-
Disposals	-	-13.050	-
Cost end of year	500	-	300
Revaluation beginning of year	1.954	0	-233
Share of profit/loss for the year	802	0	25
Other adjustments			
Revaluations end of year	2.756	-	-208
Carrying amount end of year	3.256	-	92

Investments in group enterprises comprise:

MF Ejendom A/S is 100% owned by Midt Factoring A/S,
Ikast-Brande kommune



NOTES

Note 8 - Currency exposure

The company utilizes standard forward contracts in order to secure its position against fluctuations in the different foreign currencies.

	Receive- ables	Payables	Hedging/ FX contracts	Net position 2017
	DKK '000	DKK '000	DKK '000	DKK '000
EUR (duration 0-3 months)	406.610	-295.578	-111.039	-7
GBP (duration 0-3 months)	25.445	-11.983	-13.359	102
NOK (duration 0-3 months)	82.654	-68.118	-14.514	23
SEK (duration 0-3 months)	66.736	-55.153	-11.607	-25
USD (duration 0-3 months)	32.070	-23.073	-8.801	195
Other (duration 0-3 months)	6.135	-0	-6.012	122
Total	619.649	-453.905	-165.332	410

As of 31 December 18 the unrealized fair value adjustment of the Hedging transactions amount to +295 k DKK. In the Profit and Loss statement the amount is included in Value adjustments and in the balance sheet it is included in the Trade receivables.

Note 9 - Deferred tax

	DKK '000
GROUP	
Deferred tax beginning of year	248
Included in the Income statement	11
Included directly in Equity	-
Equity end of year	259

Note 10 - Prepayments

Prepayments includes periodic adjustments made for various cost types eg. insurance costs, licences (software), leasing.

Note 11 - Share capital

	2018	2017	2016
	DKK '000	DKK '000	DKK '000
4.000 share of nominal value DKK 10	40.000	40.000	40.000
Total Share capital	40.000	40.000	40.000

The physical shares have been cancelled and replaced by 4.000 shares, each with a nominal value of 10 DKK according to a decision taken on an extraordinary General Meeting held 19 May 2014. Articles of association and register of shareholders has been updated.

The company's share capital has remained unchanged for the last 5 years.

NOTES

Note 12 - Long term debt

DKK '000

Group	Payable:			After more than 5 years
	Within 12 months 2018	Within 12 months 2017	After 12 months 2018	
Total mortgage debt	611	603	3.162	647

Note 13 - Deferred income

Deferred income includes periodic adjustments made for factoring commission income, invoiced but not yet earned.

Note 14

Contingencies etc.

Contingent assets and contingent liabilities

The group/parent has entered into a leasing contract for print-/copy-equipment. The obligation has a total value of approximately 0,2 mill. DKK. (0,3 mill. DKK)

The group/parent has entered into a operational leasing of company cars. The obligation has a total value of approximately 0,8 mill. DKK. (0,7 mill. DKK)

The group/parent has, against security from its customers, entered into normal letter of credit and guarantee liabilities of a total of 1,7 mill. DKK. (4,8 mill. DKK)

The parent company has entered into a lease contract for lease of the premises in Ikast. The lease contracts can be terminated with a notice of 6 month.

The obligations have a total value of approximately 0,9 mill. DKK (2017: 1,8 mill. DKK)

The company is the administrative unit for the Danish co-taxation. The company is therefore held liable under Corporation Tax act (Selskabsskatteloven) for the jointly taxed revenue.

Note 15

Charges and securities

Group debt to mortgage institute of 3,8 mill. DKK is secured through a mortgage in the building which has a booked value of 19,9 mill. DKK.

Note 16

Related parties and ownership

The related parties of Midt Factoring A/S include the following:

Controlling interest

The company is 100% owned by Natixis Factor, Subsidiary of Natixis Bank Paris.

NOTES

Note 17

Ownership

The following shareholders are recorded in the Company's register of shareholders as holding at least 5% of the votes or at least 5% of the share capital:

Natixis Factor

10-12, avenue Winston Churchill

94676 Charenton-le-pont, Paris, France

Note 18

Consolidation

Midt Factoring A/S and subsidiary are included in the consolidated financial statement of Natixis Factor no. RCS Paris 379 160 070

