

# Interflora-Køb ApS

Park Alle 380  
2625 Vallensbæk  
Denmark

CVR no. 76 80 61 28

## Annual report 2022

The annual report was presented and approved at  
the Company's annual general meeting on

26 April 2023

Kirsten Ægidius  
Chairman of the annual general meeting

## Contents

|   |    |
|---|----|
| Statement by the Board of Directors and the Executive Board | 2  |
| Independent auditor's report                                | 3  |
| Management's review   | 5  |
| Company details   | 5  |
| Operating review  | 6  |
| Financial statements 1 January – 31 December                | 7  |
| Income statement  | 7  |
| Balance sheet   | 8  |
| Statement of changes in equity                              | 10 |
| Notes   | 11 |

## Statement by the Board of Directors and the Executive Board

The Board of Directors and the Executive Board have today discussed and approved the annual report of Interflora-Køb ApS for the financial year 1 January – 31 December 2022.

The annual report has been prepared in accordance with the Danish Financial Statements Act.

In our opinion, the financial statements give a true and fair view of the Company's assets, liabilities and financial position at 31 December 2022 and of the results of the Company's operations for the financial year 1 January – 31 December 2022.

Further, in our opinion, the Management's review gives a fair review of the matters discussed in the Management's review.

We recommend that the annual report be approved at the annual general meeting.

Vallensbæk, 26 April 2023

Executive Board:

---

Kirsten Ægidius

Board of Directors:

---

Eric Ledroux  
Chairman

---

Kirsten Ægidius

---

Caroline Nicole Gest

## Independent auditor's report

### To the shareholder of Interflora-Køb ApS

#### Opinion

We have audited the financial statements of Interflora-Køb ApS for the financial year 1 January – 31 December 2022 comprising income statement, balance sheet, statement of changes in equity and notes, including accounting policies. The financial statements are prepared in accordance with the Danish Financial Statements Act.

In our opinion, the financial statements give a true and fair view of the Company's assets, liabilities and financial position at 31 December 2022 and of the results of the Company's operations for the financial year 1 January – 31 December 2022 in accordance with the Danish Financial Statements Act.

#### Basis for opinion

We conducted our audit in accordance with International Standards on Auditing (ISAs) and the additional requirements applicable in Denmark. Our responsibilities under those standards and requirements are further described in the "Auditor's responsibilities for the audit of the financial statements" section of our report.

We are independent of the Company in accordance with the International Ethics Standards Board for Accountants' International Code of Ethics for Professional Accountants (IESBA Code) and the additional ethical requirements applicable in Denmark, and we have fulfilled our other ethical responsibilities in accordance with these requirements and the IESBA Code.

We believe that the audit evidence we have obtained is sufficient and appropriate to provide a basis for our opinion.

#### Management's responsibility for the financial statements

Management is responsible for the preparation of financial statements that give a true and fair view in accordance with the Danish Financial Statements Act and for such internal control that Management determines is necessary to enable the preparation of financial statements that are free from material misstatement, whether due to fraud or error.

In preparing the financial statements, Management is responsible for assessing the Company's ability to continue as a going concern, disclosing, as applicable, matters related to going concern and using the going concern basis of accounting in preparing the financial statements unless Management either intends to liquidate the Company or to cease operations, or has no realistic alternative but to do so.

#### Auditor's responsibilities for the audit of the financial statements

Our objectives are to obtain reasonable assurance as to whether the financial statements as a whole are free from material misstatement, whether due to fraud or error, and to issue an auditor's report that includes our opinion. Reasonable assurance is a high level of assurance but is not a guarantee that an audit conducted in accordance with ISAs and the additional requirements in Denmark will always detect a material misstatement when it exists. Misstatements may arise from fraud or error and are considered material if, individually or in the aggregate, they could reasonably be expected to influence the economic decisions of financial statement users made on the basis of these financial statements.

As part of an audit conducted in accordance with ISAs and the additional requirements applicable in Denmark, we exercise professional judgement and maintain professional scepticism throughout the audit. We also

## Independent auditor's report

- identify and assess the risks of material misstatement of the company financial statements, whether due to fraud or error, design and perform audit procedures responsive to those risks, and obtain audit evidence that is sufficient and appropriate to provide a basis for our opinion. The risk of not detecting a material misstatement resulting from fraud is higher than for one resulting from error as fraud may involve collusion, forgery, intentional omissions, misrepresentations or the override of internal control.
- obtain an understanding of internal control relevant to the audit in order to design audit procedures that are appropriate in the circumstances, but not for the purpose of expressing an opinion on the effectiveness of the Company's internal control.
- evaluate the appropriateness of accounting policies used and the reasonableness of accounting estimates and related disclosures made by Management.
- conclude on the appropriateness of Management's use of the going concern basis of accounting in preparing the financial statements and, based on the audit evidence obtained, whether a material uncertainty exists related to events or conditions that may cast significant doubt on the Company's ability to continue as a going concern. If we conclude that a material uncertainty exists, we are required to draw attention in our auditor's report to the related disclosures in the financial statements or, if such disclosures are inadequate, to modify our opinion. Our conclusions are based on the audit evidence obtained up to the date of our auditor's report. However, future events or conditions may cause the Company to cease to continue as a going concern.
- evaluate the overall presentation, structure and contents of the financial statements, including the disclosures, and whether the financial statements represent the underlying transactions and events in a manner that gives a true and fair view.

We communicate with those charged with governance regarding, among other matters, the planned scope and timing of the audit and significant audit findings, including any significant deficiencies in internal control that we identify during our audit.

### Statement on the Management's review

Management is responsible for the Management's review.

Our opinion on the financial statements does not cover the Management's review, and we do not express any form of assurance conclusion thereon.

In connection with our audit of the financial statements, our responsibility is to read the Management's review and, in doing so, consider whether the Management's review is materially inconsistent with the financial statements or our knowledge obtained during the audit, or otherwise appears to be materially misstated.


Moreover, it is our responsibility to consider whether the Management's review provides the information required under the Danish Financial Statements Act.

Based on the work we have performed, we conclude that the Management's review is in accordance with the financial statements and has been prepared in accordance with the requirements of the Danish Financial Statements Act. We did not identify any material misstatement of the Management's review.

Copenhagen, 26 April 2023

**KPMG**

Statsautoriseret Revisionspartnerselskab  
CVR no. 25 57 81 98



Henrik Y. Jensen  
State Authorised  
Public Accountant  
mre35442

**Interflora-Køb ApS**  
Annual report 2022  
CVR no. 76 80 61 28

## Management's review

### Company details

Interflora-Køb ApS  
Park Alle 380  
2625 Vallensbæk  
Denmark

|                    |                         |
|--------------------|-------------------------|
| CVR no.:           | 76 80 61 28             |
| Established:       | 1 December 1984         |
| Registered office: | Vallensbæk              |
| Financial year:    | 1 January – 31 December |

### Board of Directors

Eric Ledroux, Chairman  
Kirsten Ægidius  
Caroline Nicole Gest

### Executive Board

Kirsten Ægidius

### Auditor

KPMG  
Statsautoriseret Revisionspartnerselskab  
Dampfærgevej 28  
DK-2100 København Ø  
CVR no. 25 57 81 98

## **Management's review**

### **Operating review**

#### **Principal activities**

The company's activities comprise of trade.

#### **Development in activities and financial position**

The Company's income statement for 2022 shows a profit of DKK 28,940 as against DKK 2,717,143 in 2021. Equity in the Company's balance sheet at 31 December 2022 stood at DKK 2,986,361 as against DKK 2,957,421 at 31 December 2021.

#### **Events after the balance sheet date**

No events have occurred after the balance sheet date of material importance to the annual report for 2022.

## Financial statements 1 January – 31 December

### Income statement

| DKK  | Note | 2022                 | 2021                    |
|--|------|----------------------|-------------------------|
| <b>Gross profit</b>                                |      | <u>60,033</u>        | <u>3,542,539</u>        |
| <b>Profit before financial income and expenses</b> |      | <u>60,033</u>        | <u>3,542,539</u>        |
| Other financial expenses                           |      | <u>-22,953</u>       | <u>-59,022</u>          |
| <b>Profit before tax</b>                           |      | <u>37,080</u>        | <u>3,483,517</u>        |
| Tax on profit for the year                         | 2    | <u>-8,140</u>        | <u>-766,374</u>         |
| <b>Profit for the year</b>                         |      | <u><u>28,940</u></u> | <u><u>2,717,143</u></u> |
| <b>Proposed profit appropriation</b>               |      |                      |                         |
| Retained earnings                                  |      | <u>28,940</u>        | <u>2,717,143</u>        |
|  |      | <u><u>28,940</u></u> | <u><u>2,717,143</u></u> |



## Financial statements 1 January – 31 December

### Balance sheet

| DKK                                 | Note | 31/12 2022               | 31/12 2021               |
|-------------------------------------|------|--------------------------|--------------------------|
| <b>ASSETS</b>                       |      |                          |                          |
| <b>Current assets</b>               |      |                          |                          |
| <b>Inventories</b>                  |      |                          |                          |
| Finished goods and goods for resale |      | <u>257,844</u>           | <u>9,001</u>             |
| <b>Receivables</b>                  |      |                          |                          |
| Trade receivables                   |      | 17,356,020               | 22,762,353               |
| Receivables from group entities     |      | <u>3,703,366</u>         | <u>4,472,994</u>         |
|                                     |      | <u>21,059,386</u>        | <u>27,235,347</u>        |
| <b>Cash at bank and in hand</b>     |      | <u>5,487,877</u>         | <u>2,008,767</u>         |
| <b>Total current assets</b>         |      | <u>26,805,107</u>        | <u>29,253,115</u>        |
| <b>TOTAL ASSETS</b>                 |      | <u><u>26,805,107</u></u> | <u><u>29,253,115</u></u> |

## Financial statements 1 January – 31 December

### Balance sheet

| DKK   | Note | 31/12 2022        | 31/12 2021        |
|---|------|-------------------|-------------------|
| <b>EQUITY AND LIABILITIES</b>                       |      |                   |                   |
| <b>Equity</b>                                       |      |                   |                   |
| Contributed capital                                 |      | 200,000           | 200,000           |
| Retained earnings                                   |      | 2,786,361         | 2,757,421         |
| <b>Total equity</b>                                 |      | <u>2,986,361</u>  | <u>2,957,421</u>  |
| <b>Liabilities</b>                                  |      |                   |                   |
| <b>Current liabilities</b>                          |      |                   |                   |
| Trade payables                                      |      | 10,118,308        | 17,351,667        |
| Payables to group entities                          |      | 13,634,472        | 8,019,404         |
| Corporation tax                                     |      | 8,140             | 766,374           |
| Other payables                                      |      | 57,826            | 158,249           |
|   |      | <u>23,818,746</u> | <u>26,295,694</u> |
| <b>Total liabilities</b>                            |      | <u>23,818,746</u> | <u>26,295,694</u> |
| <b>TOTAL EQUITY AND LIABILITIES</b>                 |      | <u>26,805,107</u> | <u>29,253,115</u> |
| <b>Contractual obligations, contingencies, etc.</b> | 3    |                   |                   |
| <b>Related party disclosures</b>                    | 4    |                   |                   |

## Financial statements 1 January – 31 December

### Statement of changes in equity

| DKK                                       | Contributed<br>capital | Retained<br>earnings | Total            |
|---|------------------------|----------------------|------------------|
| Equity at 1 January 2022                  | 200,000                | 2,757,421            | 2,957,421        |
| Transferred over the profit appropriation | 0                      | 28,940               | 28,940           |
| <b>Equity at 31 December 2022</b>         | <b>200,000</b>         | <b>2,786,361</b>     | <b>2,986,361</b> |

## Financial statements 1 January – 31 December

### Notes

#### 1 Accounting policies

The annual report of Interflora-Køb ApS for 2022 has been prepared in accordance with the provisions applying to reporting class B entities under the Danish Financial Statements Act with opt-in from higher reporting classes.

The accounting policies used in the preparation of the financial statements are consistent with those of last year.

### Income statement

#### Gross profit

Pursuant to section 32 of the Danish Financial Statements Act, the Company has decided only to disclose gross profit.

#### Revenue

Income from the sale of goods, comprising the sale of goods, is recognised in revenue when delivery and transfer of risk to the buyer have taken place, and the income may be measured reliably and is expected to be received. The date of transfer of the most significant benefits and risks is determined using standard Incoterms @2020.

Revenue is measured at the fair value of the agreed consideration excluding VAT and taxes charged on behalf of third parties. All discounts granted are recognised in revenue.

#### Cost of sales

Cost of sales comprises costs incurred to generate revenue for the year. This item also comprises direct costs for goods for resale and changes to inventory of goods for resale.

#### Other external costs

Other external costs comprise distribution costs and costs related to sales, sales campaigns, administration, office premises, etc.

#### Financial expenses

Financial expenses comprise interest expense.

#### Tax on profit/loss for the year

The Parent Company is subject to the Danish rules on compulsory joint taxation of the Group's Danish subsidiaries. The subsidiaries are included in the joint taxation from the date when they are included in the consolidated financial statements and up to the date when they are excluded from the consolidation.

The Parent Company is the administrative company for the joint taxation and accordingly settles all payments of corporation tax to the tax authorities.

## Financial statements 1 January – 31 December

### Notes

#### 1 Accounting policies (continued)

On payment of joint taxation contributions, current Danish corporation tax is allocated between the jointly taxed entities in proportion to their taxable income. Entities with tax losses receive joint taxation contributions from entities that have used the losses to reduce their own taxable profit.

Tax for the year comprises current corporation tax for the year and changes in deferred tax, including changes in tax rates. The tax expense relating to the profit/loss for the year is recognised in the income statement, and the tax expense relating to amounts directly recognised in equity is recognised directly in equity.

### Balance sheet

#### Inventories

Inventories are measured at cost in accordance with the FIFO method. Where the net realisable value is lower than cost, inventories are written down to this lower value.

Goods for resale and raw materials and consumables are measured at cost, comprising purchase price plus delivery costs.

Finished goods and work in progress are measured at cost, comprising the cost of raw materials, consumables, direct wages and salaries and indirect production overheads. Indirect production overheads comprise indirect materials and wages and salaries as well as the maintenance of depreciation of production machinery, buildings and equipment as well as factory administration and management. Borrowing costs are not included in cost.

The net realisable value of inventories is calculated as the sales amount less costs of completion and costs necessary to make the sale and is determined taking into account marketability, obsolescence and development in expected selling price.

#### Receivables

Receivables are measured at amortised cost.

Write-down is made for bad debt losses where there is an objective indication that a receivable has been impaired. If there is an objective indication that an individual receivable has been impaired, write-down is made on an individual basis.

Write-downs are calculated as the difference between the carrying amount of receivables and the present value of forecast cash flows, including the realisable value of any collateral received. The effective interest rate for the individual receivable or portfolio is used as discount rate.

#### Cash at bank and in hand

Cash at bank and in hand comprise cash and bank deposits.

## Financial statements 1 January – 31 December

### Notes

#### 1 Accounting policies (continued)

##### Corporation tax and deferred tax

Current tax payable and receivable is recognised in the balance sheet as tax computed on the taxable income for the year, adjusted for tax on the taxable income of prior years and for tax paid on account.

Deferred tax is measured using the balance sheet liability method on all temporary differences between the carrying amount and the tax value of assets and liabilities based on the planned use of the asset or settlement of the liability. However, deferred tax is not recognised on temporary differences relating to goodwill non-deductible for tax purposes and on office premises and other items where the temporary differences arise at the date of acquisition without affecting either profit/loss or taxable income.

Deferred tax assets, including the tax value of tax loss carryforwards, are recognised at the expected value of their utilisation within the foreseeable future; either as a set-off against tax on future income or as a set-off against deferred tax liabilities in the same legal tax entity. Any deferred net assets are measured at net realisable value.

Deferred tax is measured in accordance with the tax rules and at the tax rates applicable at the balance sheet date when the deferred tax is expected to crystallise as current tax. Changes in deferred tax as a result of changes in tax rates are recognised in the income statement or equity, respectively.

##### Liabilities other than provision

Other liabilities are measured at amortised cost.

## Financial statements 1 January – 31 December

### Notes

| DKK                                 | <u>2022</u>  | <u>2021</u>    |
|-------------------------------------|--------------|----------------|
| <b>2 Tax on profit for the year</b> |              |                |
| Current tax for the year            | <u>8,140</u> | <u>766,374</u> |
|                                     | <u>8,140</u> | <u>766,374</u> |

### 3 Contractual obligations, contingencies, etc.

#### Contingent liabilities

The Company is jointly taxed with other Danish companies in the Group. Together with the other companies in the joint taxation, the Company has joint and several liability for Danish corporation taxes and withholding taxes on dividends, interest and royalties within the joint taxation.

### 4 Related party disclosures

Interflora-Køb ApS' related parties comprise the following:

#### Control

ITDK Holding ApS, Park Alle 380, 2625 Vallensbæk.




ITDK Holding ApS holds the majority of the contributed capital in the Company.

Interflora-Køb ApS is part of the consolidated financial statements of Financiere Lys SAS, Société par Actions Simplifiée au Capital de 1 1151 Siège social 103, avenue Maréchal de Saxe, Lyon, which is the smallest group in which the Company is included as a subsidiary.

The consolidated financial statements of Financiere Lys SAS can be obtained by contacting the Company at the address above.

The signatures in this document are legally binding. The document is signed with Addo Sign secure digital signature.  
The signer's identity is physically registered in the electronic PDF document and shown below.

## Signers

|   |  |
|---|--|
| <br><b>Caroline Gest</b><br>CFO Group<br>4/26/2023 2:40 PM   | <br><b>Eric Ledroux</b><br>CEO Group<br>4/26/2023 2:43 PM |
| <br><b>Kirsten Ægidius</b><br>CEO Denmark<br>5bdf1109-6f9d-4348-ba3f-e67d3af63ecb<br>4/26/2023 4:26 PM |  |

## Documents in the transaction

|  |                      |
|--|----------------------|
| Interflora Køb ApS_Annual report 2022_FINAL.pdf    | <i>This document</i> |
| Interflora Danmark AS_Annual report 2022_FINAL.pdf |                      |



The document is digitally signed with the Addo Sign secure signing service. The signature evidence in the document is secured and validated using the mathematical hash value of the original document.

The document is locked for changes and time-stamped with a certificate from a trusted third party. All cryptographic signing proofs are embedded in the PDF document in case they are to be used for validation in the future.

### How to verify the authenticity of the document

The document is protected with an Adobe CDS certificate. When the document is opened in Adobe Reader, it will appear to be signed with the Addo Sign signing service.