

VL Staal a/s

Storstrømsvej 1, 6715 Esbjerg N


CVR no. 71 14 83 19

Annual report 2021/22

Approved at the Company's annual general meeting on

Chair of the meeting:

.....
Frédéric Coirier



Contents

Statement by the Board of Directors and the Executive Board	2
Independent auditor's report	3
Management's review	5
Financial statements 1 April 2021 - 31 March 2022	8
Income statement	8
Balance sheet	9
Statement of changes in equity	11
Cash flow statement	12
Notes to the financial statements	13

Statement by the Board of Directors and the Executive Board

Today, the Board of Directors and the Executive Board have discussed and approved the annual report of VL Staal a/s for the financial year 1 April 2021 - 31 March 2022.

The annual report is prepared in accordance with the Danish Financial Statements Act.

In our opinion, the financial statements give a true and fair view of the financial position of the Company at 31 March 2022 and of the results of the Company's operations and cash flows for the financial year 1 April 2021 - 31 March 2022.




Further, in our opinion, the Management's review gives a fair review of the development in the Company's operations and financial matters and the results of the Company's operations and financial position.

We recommend that the annual report be approved at the annual general meeting.

Esbjerg, 14 June 2022
Executive Board:


.....
Anni Dressø

Board of Directors:


.....
Frédéric Corlier
Chair
.....
Jean Joseph Gildas Leaute
.....
Anni Dressø
.....
Michael Thomsen
Employee elected
.....
Dan Bech Toftrup
Employee elected

Independent auditor's report

To the shareholder of VL Staal a/s

Opinion

We have audited the financial statements of VL Staal a/s for the financial year 1 April 2021 - 31 March 2022, which comprise income statement, balance sheet, statement of changes in equity, cash flow statement and notes, including accounting policies. The financial statements are prepared in accordance with the Danish Financial Statements Act.

In our opinion, the financial statements give a true and fair view of the financial position of the Company at 31 March 2022 and of the results of the Company's operations as well as the cash flows for the financial year 1 April 2021 - 31 March 2022 in accordance with the Danish Financial Statements Act.

Basis for opinion

We conducted our audit in accordance with International Standards on Auditing (ISAs) and the additional requirements applicable in Denmark. Our responsibilities under those standards and requirements are further described in the "Auditor's responsibilities for the audit of the financial statements" section of our report. We believe that the audit evidence we have obtained is sufficient and appropriate to provide a basis for our opinion.

Independence

We are independent of the Company in accordance with the International Ethics Standards Board for Accountants' International Code of Ethics for Professional Accountants (IESBA Code) and the additional ethical requirements applicable in Denmark, and we have fulfilled our other ethical responsibilities in accordance with these requirements and the IESBA Code.

Management's responsibilities for the financial statements

Management is responsible for the preparation of financial statements that give a true and fair view in accordance with the Danish Financial Statements Act and for such internal control as Management determines is necessary to enable the preparation of financial statements that are free from material misstatement, whether due to fraud or error.

In preparing the financial statements, Management is responsible for assessing the Company's ability to continue as a going concern, disclosing, as applicable, matters related to going concern and using the going concern basis of accounting in preparing the financial statements unless Management either intends to liquidate the Company or to cease operations, or has no realistic alternative but to do so.

Auditor's responsibilities for the audit of the financial statements

Our objectives are to obtain reasonable assurance as to whether the financial statements as a whole are free from material misstatement, whether due to fraud or error and to issue an auditor's report that includes our opinion. Reasonable assurance is a high level of assurance, but is not a guarantee that an audit conducted in accordance with ISAs and the additional requirements applicable in Denmark will always detect a material misstatement when it exists. Misstatements can arise from fraud or error and are considered material if, individually or in the aggregate, they could reasonably be expected to influence the economic decisions of users taken on the basis of the financial statements.

As part of an audit conducted in accordance with ISAs and the additional requirements applicable in Denmark, we exercise professional judgement and maintain professional scepticism throughout the audit. We also:

- ▷ Identify and assess the risks of material misstatement of the financial statements, whether due to fraud or error, design and perform audit procedures responsive to those risks and obtain audit evidence that is sufficient and appropriate to provide a basis for our opinion. The risk of not detecting a material misstatement resulting from fraud is higher than for one resulting from error as fraud may involve collusion, forgery, intentional omissions, misrepresentations or the override of internal control.
- ▷ Obtain an understanding of internal control relevant to the audit in order to design audit procedures that are appropriate in the circumstances, but not for the purpose of expressing an opinion on the effectiveness of the Company's internal control.
- ▷ Evaluate the appropriateness of accounting policies used and the reasonableness of accounting estimates and related disclosures made by Management.

Independent auditor's report

- ▷ Conclude on the appropriateness of Management's use of the going concern basis of accounting in preparing the financial statements and, based on the audit evidence obtained, whether a material uncertainty exists related to events or conditions that may cast significant doubt on the Company's ability to continue as a going concern. If we conclude that a material uncertainty exists, we are required to draw attention in our auditor's report to the related disclosures in the financial statements or, if such disclosures are inadequate, to modify our opinion. Our conclusions are based on the audit evidence obtained up to the date of our auditor's report. However, future events or conditions may cause the Company to cease to continue as a going concern.
- ▷ Evaluate the overall presentation, structure and contents of the financial statements, including the note disclosures, and whether the financial statements represent the underlying transactions and events in a manner that gives a true and fair view.

We communicate with those charged with governance regarding, among other matters, the planned scope and timing of the audit and significant audit findings, including any significant deficiencies in internal control that we identify during our audit.

Statement on the Management's review

Management is responsible for the Management's review.

Our opinion on the financial statements does not cover the Management's review, and we do not express any form of assurance conclusion thereon.

In connection with our audit of the financial statements, our responsibility is to read the Management's review and, in doing so, consider whether the Management's review is materially inconsistent with the financial statements or our knowledge obtained during the audit, or otherwise appears to be materially misstated.

Moreover, it is our responsibility to consider whether the Management's review provides the information required under the Danish Financial Statements Act.

Based on the work we have performed, we conclude that the Management's review is in accordance with the financial statements and has been prepared in accordance with the requirements of the Danish Financial Statement Act. We did not identify any material misstatement of the Management's review.

Esbjerg, 14 June 2022
EY Godkendt Revisionspartnerselskab
CVR no. 30 70 02 28


Morten Østergaard Koch
State Authorised Public Accountant
mne35420


Mads Klausen
State Authorised Public Accountant
mne46588

Management's review

Company details

Name	VL Staal a/s
Address, Postal code, City	Storstrømsvej 1, 6715 Esbjerg N
CVR no.	71 14 83 19
Established	16 April 1983
Registered office	Esbjerg
Financial year	1 April 2021 - 31 March 2022
Website	www.vlstaal.dk
E-mail	vlstaal@vlstaal.dk
Telephone	+45 76 10 55 55
Board of Directors	Frédéric Coirier, Chair Jean Joseph Gildas Leaute Anni Dressø Michael Thomsen, Employee elected Dan Bech Toftrup, Employee elected
Executive Board	Anni Dressø
Auditors	EY Godkendt Revisionspartnerselskab Bavnehøjvej 5, 6700 Esbjerg, Denmark

Management's review

Financial highlights

DKK'000	2021/22	2020/21	2019/20	2018/19	2017/18
Key figures					
Gross profit	39,286	46,439	41,579	28,530	35,804
Profit before interest and tax (EBIT)	-9,259	-3,080	-4,543	-11,289	-5,189
Net financials	-1,237	-834	-360	-508	-581
Profit/loss for the year	-9,258	-3,513	-3,827	-9,202	-4,501
Balance sheet					
Total assets	128,338	102,040	80,307	86,675	96,613
Equity	18,082	16,848	20,021	23,522	32,543
Cash flows					
Cash flows from operating activities	-13,380	-19,658	3,910	-6,992	-1,441
Net cash flows from investing activities	-1,704	-4,853	-1,571	-942	-1,387
Cash flows from financing activities	24,653	30,238	-2,517	8,261	-1,711
Total cash flows	9,569	5,727	-178	327	-4,539
Financial ratios					
Equity ratio	14.1%	16.5%	24.9%	27.1%	33.7%
Return on equity	-53.0%	-19.1%	-17.6%	-32.8%	-13.0%
Return on invested capital	-7.9%	0.6%	-1.0%	-12.6%	-2.6%
Liquidity ratio	278.9%	238.0%	177.3%	172.0%	131.0%
Personnel					
Average number of full-time employees	82	90	81	75	78

The financial ratios stated under "Financial highlights" have been calculated as follows:

Equity ratio	$\frac{\text{Equity, year-end} \times 100}{\text{Total equity and liabilities, year-end}}$
Return on equity	$\frac{\text{Profit/loss after tax} \times 100}{\text{Average equity}}$
Return on invested capital	$\frac{\text{EBITDA}}{\text{Average invested capital} \times 100}$
Liquidity ratio	$\frac{\text{Total current assets}}{\text{Current liabilities}}$

Management's review

Business review

The primary activity of the Company is manufacturing of steel products, mainly stacks and pressure vessels. Specialized subcontracting work on CNC milling and drilling, surface treatment on specific customer projects is also a strategically important part of the business scope.

A significant part of the production is sold on export markets.

Financial review

The Company's income statement for the year ended 31 March 2022 shows a loss for the year of DKK - 9,258 thousand, and the balance sheet at 31 March 2022 shows equity of DKK 18,082 thousand.

The result for the year is lower than expectations. Management considers the Company's financial performance in the year unsatisfactory.

The result for the year is negatively affected by the COVID-19 pandemic, which has negatively affected the short-term demand in the market and caused additional costs for safety measures. Further, the result is negatively affected by costs for settled disputes on a few key projects.

The Company has during the year further-strengthened the organization and improved significantly and in accordance with the Company's strategic and operational plans to take the Company to profitability.

Knowledge resources

The Company continuously improve processes and upgrade employees.

Financial risks and use of financial instruments

The Company's most important operating risk is linked to the ability to be strongly positioned in the main markets and to be able to produce at competitive prices. Continuous improvement of production equipment and processes is a key element in ensuring future competitiveness in the served markets. A strengthening of the organizational structure on sales and project management in combination with the focus on continuous improvement to better serve customer needs are the key enablers for growth and profitability.

Revenue is primarily generated in DKK and EUR, and a material part of the cost of raw materials etc. is purchased in these currencies. Potential risks regarding exchange rate fluctuations are covered by exchange contracts. It is the Company's policy to not actively speculate in financial risks.

Risk of loss on debtors is secured by insurance.

Events after the balance sheet date

No events occurred after the balance sheet date that will significantly affect the Company's financial position.

Outlook

The Company's activities for 2022/23 are expected to be at a higher level compared to 2021/22. The Company's earnings for 2022/23 are expected to be negative.

Financial statements 1 April 2021 - 31 March 2022

Income statement

Note	DKK	2021/22	2020/21
	Gross profit	39,286,373	46,439,287
2	Staff costs	-45,640,690	-46,010,751
	Depreciation of property, plant and equipment	-2,904,939	-3,509,016
	Profit/loss before net financials	-9,259,256	-3,080,480
	Income from investments in group entities	1,100,000	0
	Financial income	38,162	240,397
3	Financial expenses	-1,275,552	-1,074,423
	Profit/loss before tax	-9,396,646	-3,914,506
4	Tax for the year	138,700	401,946
	Profit/loss for the year	-9,257,946	-3,512,560

Financial statements 1 April 2021 - 31 March 2022

Balance sheet

Note	DKK	2021/22	2020/21
	ASSETS		
	Fixed assets		
5	Property, plant and equipment		
	Land and buildings	21,334,799	21,788,430
	Plant and machinery	4,036,256	5,830,285
	Other fixtures and fittings, tools and equipment	1,181,525	1,085,095
	Property, plant and equipment in progress	2,635,306	0
		<u>29,187,886</u>	<u>28,703,810</u>
6	Investments		
	Investments in subsidiaries	6,983,365	6,983,365
		<u>6,983,365</u>	<u>6,983,365</u>
	Total fixed assets	<u>36,171,251</u>	<u>35,687,175</u>
	Non-fixed assets		
	Inventories		
	Raw materials and consumables	10,138,470	5,373,219
	Work in progress	1,024,307	1,091,414
	Finished goods and goods for resale	499,075	155,658
		<u>11,661,852</u>	<u>6,620,291</u>
	Receivables		
	Trade receivables	32,087,347	11,957,770
7	Work in progress for third parties	24,367,443	31,610,570
	Receivables from group entities	4,956,611	1,632,276
	Other receivables	1,827,423	6,701,349
8	Prepayments	675,081	809,342
		<u>63,913,905</u>	<u>52,711,307</u>
9	Cash	<u>16,591,013</u>	<u>7,021,244</u>
	Total non-fixed assets	<u>92,166,770</u>	<u>66,352,842</u>
	TOTAL ASSETS	<u>128,338,021</u>	<u>102,040,017</u>

Financial statements 1 April 2021 - 31 March 2022

Balance sheet

Note	DKK	2021/22	2020/21
	EQUITY AND LIABILITIES		
	Equity		
10	Share capital	11,000,000	1,000,000
	Revaluation reserve	1,560,000	1,872,000
	Hedging reserve	831,928	340,174
	Retained earnings	4,690,169	13,636,115
	Total equity	18,082,097	16,848,289
	Provisions		
13	Other provisions	2,497,750	300,000
	Total provisions	2,497,750	300,000
	Liabilities other than provisions		
12	Non-current liabilities other than provisions		
	Mortgage debt	5,952,462	7,385,567
	Payables to group entities	68,767,726	49,622,268
		74,720,188	57,007,835
	Current liabilities other than provisions		
12	Current portion of long-term liabilities	1,431,541	1,434,334
	Bank debt	7,617	3,063,795
7	Work in progress for third parties	6,999,806	1,976,862
	Trade payables	13,935,489	7,724,365
	Payables to group entities	175,701	1,248,143
	Other payables	10,487,832	12,436,394
		33,037,986	27,883,893
	Total liabilities other than provisions	107,758,174	84,891,728
	TOTAL EQUITY AND LIABILITIES	128,338,021	102,040,017

- 1 Accounting policies
- 15 Contractual obligations and contingencies, etc.
- 16 Collateral
- 17 Related parties
- 18 Appropriation of profit/loss

Financial statements 1 April 2021 - 31 March 2022

Statement of changes in equity

Note	DKK	Share capital	Revaluation reserve	Hedging reserve	Retained earnings	Total
	Equity at 1 April 2021	1,000,000	1,872,000	340,174	13,636,115	16,848,289
	Capital increase	10,000,000	0	0	0	10,000,000
18	Transfer, see					
	"Appropriation of profit/loss"	0	0	0	-9,257,946	-9,257,946
	Adjustment of hedging instruments at fair value	0	0	630,454	0	630,454
	Dissolution of previous years' revaluations	0	-312,000	0	312,000	0
	Tax on items recognised directly in equity	0	0	-138,700	0	-138,700
	Equity at 31 March 2022	11,000,000	1,560,000	831,928	4,690,169	18,082,097

The Company's share capital is not divided into several classes.

Financial statements 1 April 2021 - 31 March 2022

Cash flow statement

Note	DKK	2021/22	2020/21
	Profit/loss for the year	-9,257,946	-3,512,560
19	Adjustments	3,909,443	1,143,190
	Cash generated from operations (operating activities)	-5,348,503	-2,369,370
20	Changes in working capital	-8,031,095	-17,288,713
	Cash flows from operating activities	-13,379,598	-19,658,083
	Additions of property, plant and equipment	-3,389,015	-2,097,329
	Disposals of property, plant and equipment	1,685,000	0
	Acquisition of companies	0	-2,755,695
	Cash flows to investing activities	-1,704,015	-4,853,024
	Proceeds of debt, group enterprises	19,145,458	29,472,168
	Repayments, long-term liabilities	-1,435,898	-1,436,535
	Cash capital increase	10,000,000	0
	Changes in debt to credit institutions	-3,056,178	2,202,160
	Cash flows from financing activities	24,653,382	30,237,793
	Net cash flow	9,569,769	5,726,686
	Cash and cash equivalents at 1 April	7,021,244	1,294,558
21	Cash and cash equivalents at 31 March	16,591,013	7,021,244

Financial statements 1 April 2021 - 31 March 2022

Notes to the financial statements

1 Accounting policies

The annual report of VL Staal A/S has been presented in accordance with the provisions of the Danish Financial Statements Act as regards reporting class C(m) enterprises.

In accordance with section 112(1) of the Danish Financial Statements Act, the Company has not prepared consolidated financial statements.

The accounting policies used in the preparation of the financial statements are consistent with those of last year.

Reporting currency

The financial statements are presented in Danish kroner (DKK).

Foreign currency translation

On initial recognition, transactions denominated in foreign currencies are translated at the exchange rate at the transaction date. Foreign exchange differences arising between the exchange rates at the transaction date and the date of payment are recognised in the income statement as financial income or financial expenses.

Receivables and payables and other monetary items denominated in foreign currencies are translated at the exchange rate at the balance sheet date. The difference between the exchange rates at the balance sheet date and the date at which the receivable or payable arose or was recognised in the most recent financial statements is recognised in the income statement as financial income or financial expenses.

Derivative financial instruments

On initial recognition, derivative financial instruments are measured at cost. On subsequent recognition, derivative financial instruments are measured at fair value. Positive and negative fair values are recognised as other receivables and other payables, respectively.

Changes in the fair value of derivative financial instruments designated as and qualifying for recognition as a hedge of the fair value of a recognised asset or liability are recognised in the income statement together with changes in the fair value of the hedged asset or liability.

Changes in the fair value of derivative financial instruments designated as and qualifying for recognition as a hedge of future assets or liabilities are recognised in other receivables or other payables and in equity. If the hedged forecast transaction results in the recognition of assets or liabilities, amounts previously recognised in equity are transferred to the cost of the asset or liability, respectively. If the hedged forecast transaction results in income or expenses, amounts previously deferred in equity are transferred to the income statement in the period in which the hedged item affects profit or loss.

For derivative financial instruments that do not qualify for hedge accounting, changes in fair value are recognised in the income statement on a regular basis.

Financial statements 1 April 2021 - 31 March 2022

Notes to the financial statements

1 Accounting policies (continued)

Income statement

Revenue

Contract work in progress is recognised as revenue by reference to the stage of completion. Accordingly, revenue corresponds to the selling price of work performed during the year (the percentage of completion method). When income from a construction contract cannot be estimated reliably, revenue is recognised only corresponding to the costs incurred to the extent that it is probable that they will be recovered.

The stage of completion is determined by reference to the proportion of costs incurred to the latest cost estimate.

Revenue is measured at the fair value of the agreed consideration excluding VAT and taxes charged on behalf of third parties. All discounts and rebates granted are recognised in revenue.

Gross profit

The items revenue, cost of sales, other operating income and external expenses have been aggregated into one item in the income statement called gross profit in accordance with section 32 of the Danish Financial Statements Act.

Other operating income

Other operating income and operating costs comprise items of a secondary nature relative to the entity's core activities, including gains or losses on the sale of non-current assets.

Raw materials and consumables, etc.

Raw materials and consumables include expenses relating to raw materials and consumables used in generating the year's revenue.

Other external expenses

Other external expenses include the year's expenses relating to the entity's core activities, including expenses relating to distribution, sale, advertising, administration, premises, bad debts, etc.

Staff costs

Staff costs include wages and salaries, including compensated absence and pension to the Company's employees, as well as other social security contributions, etc. The item is net of refunds from public authorities.

Depreciation

The item comprises depreciation of property, plant and equipment.

The basis of depreciation, which is calculated as cost less any residual value, is depreciated on a straight line basis over the expected useful life. The expected useful lives of the assets are as follows:

Buildings	10-25 years
Plant and machinery	5-8 years
Other fixtures and fittings, tools and equipment	3-5 years

Land is not depreciated.

Financial statements 1 April 2021 - 31 March 2022

Notes to the financial statements

1 Accounting policies (continued)

Profit/loss from investments in subsidiaries

The item includes dividend received from subsidiaries in so far as the dividend does not exceed the accumulated earnings in the subsidiary in the period of ownership.

Financial income and expenses

Financial income and expenses are recognised in the income statements at the amounts that concern the financial year. Net financials include interest income and expenses as well as allowances and surcharges under the advance-payment-of-tax scheme, etc.

Tax

The parent company is covered by the Danish rules on mandatory joint taxation of the Group's Danish subsidiaries. Subsidiaries are included in the joint taxation arrangement from the date at which they are included in the consolidated financial statements and up to the date when they are no longer consolidated.

The parent company acts as management company for the joint taxation arrangement and consequently settles all corporate income tax payments with the tax authorities.

On payment of joint taxation contributions, the Danish corporate income tax charge is allocated between the jointly taxed entities in proportion to their taxable income. Entities with tax losses receive joint taxation contributions from entities that have been able to use the tax losses to reduce their own taxable income.

Tax for the year, which comprises the current income tax charge, joint taxation contributions and deferred tax adjustments, including adjustments arising from changes in tax rates, is recognised in the income statement as regards the portion that relates to the profit/loss for the year and directly in equity as regards the portion that relates to entries directly in equity.

Balance sheet

Property, plant and equipment

Items of property, plant and equipment are measured at cost less accumulated depreciation and impairment losses. Cost includes the acquisition price and costs directly related to the acquisition until the time at which the asset is ready for use.

Gains or losses are calculated as the difference between the selling price less selling costs and the carrying amount at the date of disposal. Gains and losses from the disposal of property, plant and equipment are recognised in the income statement as other operating income or other operating expenses.

Land and buildings are revalued at fair value. Revaluations and reversals thereof, less deferred tax, are taken directly to equity. The fair value is made up on the basis of an external assessment based on discounted cash flows.

Leases

Leases that do not transfer substantially all the risks and rewards incident to the ownership to the Company are classified as operating leases. Payments relating to operating leases and any other rent agreements are recognised in the income statement over the term of the lease. The Company's aggregate liabilities relating to operating leases and other rent agreements are disclosed under "Contingent liabilities".

Financial statements 1 April 2021 - 31 March 2022

Notes to the financial statements

1 Accounting policies (continued)

Investments in subsidiaries

Investments in subsidiaries are measured at cost. Dividends received that exceed the accumulated earnings in the subsidiary during the period of ownership are treated as a reduction in the cost of acquisition.

Impairment of fixed assets

Every year, property, plant and equipment and investments in subsidiaries are reviewed for impairment. Where there is indication of impairment, an impairment test is made for each individual asset or group of assets, respectively, generating independent cash flows. The assets are written down to the higher of the value in use and the net selling price of the asset or group of assets (recoverable amount) if it is lower than the carrying amount.

Impairment tests are conducted on assets or groups of assets when there is evidence of impairment. The carrying amount of impaired assets is reduced to the higher of the net selling price and the value in use (recoverable amount).

The recoverable amount is the higher of the net selling price of an asset and its value in use. The value in use is calculated as the present value of the expected net cash flows from the use of the asset or the group of assets and the expected net cash flows from the disposal of the asset or the group of assets after the end of the useful life.

Previously recognised impairment losses are reversed when the reason for recognition no longer exists. Impairment losses on goodwill are not reversed.

Inventories

Inventories are measured at cost in accordance with the FIFO method. Where the net realisable value is lower than cost, inventories are written down to this lower value. The net realisable value of inventories is calculated as the sales amount less costs of completion and expenses required to effect the sale and is determined taking into account marketability, obsolescence and development in the expected selling price.

The cost of raw materials and consumables comprises the cost of acquisition plus delivery costs.

The cost of finished goods and work in progress includes the cost of raw materials, consumables, direct labour and indirect production overheads.

Production overheads comprise the indirect cost of material and labour as well as maintenance and depreciation of property, plant and equipment used in the production process. Financing costs are not included in cost.

Receivables

Receivables are measured at amortised cost.

An impairment loss is recognised if there is objective evidence that a receivable or a group of receivables is impaired. If there is objective evidence that an individual receivable has been impaired, an impairment loss is recognised on an individual basis.

Receivables in respect of which there is no objective evidence of individual impairment are tested for objective evidence of impairment on a portfolio basis. The portfolios are primarily based on the debtors' domicile and credit ratings in line with the Company's risk management policy. The objective evidence applied to portfolios is determined based on historical loss experience.

Impairment losses are calculated as the difference between the carrying amount of the receivables and the present value of the expected cash flows, including the realisable value of any collateral received. The effective interest rate for the individual receivable or portfolio is used as discount rate.

Financial statements 1 April 2021 - 31 March 2022

Notes to the financial statements

1 Accounting policies (continued)

Work in progress for third parties

Contract work in progress for third parties are measured at the market value of the work performed less advances received. The market value is calculated on the basis of the percentage of completion at the balance sheet date and the total expected income from the relevant contract. The percentage of completion is made up based on costs incurred relative to the expected, total expenses on each individual work in progress.

Where the outcome of contract work in progress cannot be estimated reliably, the market value is measured at the expenses incurred in so far as they are expected to be paid by the purchaser.

Where the total expenses relating to the work in progress are expected to exceed the total market value, the expected loss is recognised as a loss-making agreement under "Provisions" and is expensed in the income statement.

The value of work in progress less progress billings is classified as assets when the selling price exceeds progress billings and as liabilities when progress billings exceed the market value.

Prepayments

Prepayments recognised under "Assets" comprise prepaid expenses regarding subsequent financial reporting years.

Equity

Revaluation reserve

The reserve comprises revaluations of property, plant and equipment compared to the cost of the assets net of deferred tax.

The revaluation reserve is reduced by the depreciation charges relating to the revaluation.

Hedging reserve

The hedging reserve comprises the cumulative net change in the fair value of hedging transactions that qualify for recognition as a cash flow hedge and where the hedged transaction has not yet been realised. The reserve is dissolved when the hedged transaction is realised, if the hedged cash flows are no longer expected to be realised or if the hedging relationship is no longer effective. The reserve does not represent a limitation under company law and may therefore be negative.

Income taxes

Current tax payables and receivables are recognised in the balance sheet as the estimated income tax charge for the year, adjusted for prior-year taxes and tax paid on account.

Provisions for deferred tax are calculated, based on the liability method, of all temporary differences between carrying amounts and tax values, with the exception of temporary differences occurring at the time of acquisition of assets and liabilities neither affecting the results of operations nor the taxable income.

Deferred tax is measured according to the tax rules and at the tax rates applicable at the balance sheet date when the deferred tax is expected to crystallise as current tax. Deferred tax assets are recognised at the expected value of their utilisation; either as a set-off against tax on future income or as a set-off against deferred tax liabilities in the same legal tax entity. Changes in deferred tax due to changes in the tax rate are recognised in the income statement.

Financial statements 1 April 2021 - 31 March 2022

Notes to the financial statements

1 Accounting policies (continued)

As management company for all the entities in the joint taxation arrangement, the parent company is liable for payment of the subsidiaries' income taxes vis à vis the tax authorities as the subsidiaries pay their joint taxation contributions. Joint taxation contributions payable or receivable are recognised in the balance sheet as income tax receivables or payables.

Liabilities

Financial liabilities are recognised at the date of borrowing at the net proceeds received less transaction costs paid. On subsequent recognition, financial liabilities are measured at amortised cost, corresponding to the capitalised value, using the effective interest rate. Accordingly, the difference between the proceeds and the nominal value is recognised in the income statement over the term of the loan. Financial liabilities also include the capitalised residual lease liability in respect of finance leases.

Other liabilities are measured at net realisable value.

Fair value

The fair value measurement is based on the principal market. If no principal market exists, the measurement is based on the most advantageous market, i.e. the market that maximises the price of the asset or liability less transaction and/or transport costs.

All assets and liabilities which are measured at fair value, or whose fair value is disclosed, are classified based on the fair value hierarchy, see below:

Level 1: Value in an active market for similar assets/liabilities

Level 2: Value based on recognised valuation methods on the basis of observable market information

Level 3: Value based on recognised valuation methods and reasonable estimates (non-observable market information).

Cash flow statement

The cash flow statement shows the Company's net cash flows broken down according to operating, investing and financing activities, the year's changes in cash and cash equivalents as well as the cash and cash equivalents at the beginning and the end of the year.

Cash flows from operating activities are calculated as the profit/loss for the year adjusted for non cash operating items, changes in working capital and paid corporate income tax.

Cash flows from investing activities comprise payments in connection with acquisitions and disposals of entities and activities and of intangible assets, property, plant and equipment and investments.

Cash flows from financing activities comprise changes in the size or composition of the Company's share capital and related expenses as well as raising of loans, repayment of interest bearing debt and payment of dividends to shareholders.

Cash and cash equivalents comprise cash, short term bank loans and short term securities which are readily convertible into cash and which are subject only to insignificant risks of changes in value.

Financial statements 1 April 2021 - 31 March 2022

Notes to the financial statements

DKK	2021/22	2020/21
2 Staff costs		
Wages/salaries	42,112,816	42,388,804
Pensions	2,496,054	2,850,586
Other social security costs	1,031,820	771,361
	<u>45,640,690</u>	<u>46,010,751</u>
 Average number of full-time employees	 <u>82</u>	 <u>90</u>

By reference to section 98b(3), (ii), of the Danish Financial Statements Act, remuneration to Management is not disclosed.

3 Financial expenses		
Interest expenses, group entities	213,009	127,495
Other financial expenses	1,062,543	946,928
	<u>1,275,552</u>	<u>1,074,423</u>
 4 Tax for the year		
Deferred tax adjustments in the year	-138,700	-401,946
	<u>-138,700</u>	<u>-401,946</u>

5 Property, plant and equipment

DKK	Land and buildings	Plant and machinery	Other fixtures and fittings, tools and equipment	Property, plant and equipment in progress	Total
Cost at 1 April 2021	43,099,509	44,665,511	4,228,291	0	91,993,311
Additions in the year	0	76,487	677,222	2,635,306	3,389,015
Disposals in the year	0	-2,258,578	0	0	-2,258,578
Cost at 31 March 2022	<u>43,099,509</u>	<u>42,483,420</u>	<u>4,905,513</u>	<u>2,635,306</u>	<u>93,123,748</u>
Revaluations at 1 April 2021	10,000,000	0	0	0	10,000,000
Revaluations at 31 March 2022	<u>10,000,000</u>	<u>0</u>	<u>0</u>	<u>0</u>	<u>10,000,000</u>
Impairment losses and depreciation at 1 April 2021	31,311,079	38,835,226	3,143,196	0	73,289,501
Depreciation in the year	453,631	1,870,516	580,792	0	2,904,939
Amortisation/depreciation and impairment of disposals in the year	0	-2,258,578	0	0	-2,258,578
Impairment losses and depreciation at 31 March 2022	<u>31,764,710</u>	<u>38,447,164</u>	<u>3,723,988</u>	<u>0</u>	<u>73,935,862</u>
Carrying amount at 31 March 2022	<u>21,334,799</u>	<u>4,036,256</u>	<u>1,181,525</u>	<u>2,635,306</u>	<u>29,187,886</u>
Carrying amount at 31 March 2022, if no revaluation had been made	<u>19,334,799</u>	<u>4,036,256</u>	<u>1,181,525</u>	<u>0</u>	

Note 16 provides more details on security for loans, etc. as regards property, plant and equipment.

Financial statements 1 April 2021 - 31 March 2022

Notes to the financial statements

6 Investments

DKK	Investments in subsidiaries
Cost at 1 April 2021	6,983,365
Cost at 31 March 2022	6,983,365
Value adjustments at 1 April 2021	0
Value adjustments at 31 March 2022	0
Carrying amount at 31 March 2022	6,983,365

Name	Domicile	Interest	Equity DKK	Profit/loss DKK
Subsidiaries				
Dansk Skorstens Teknik A/S	Esbjerg	100.00%	2,782,633	890,047

DKK	2021/22	2020/21
7 Work in progress for third parties		
Work in progress at sales price	87,328,969	53,501,613
On-account invoicing, work in progress	-69,961,332	-23,867,905
	17,367,637	29,633,708

recognised as follows:

Work in progress for third parties (assets)	24,367,443	31,610,570
Work in progress for third parties (liabilities)	-6,999,806	-1,976,862
	17,367,637	29,633,708

8 Prepayments

Prepayments include accrual of expenses relating to subsequent financial years, including insurance policies, subscriptions, etc.

9 Cash

Cash includes restricted bank deposits of DKK 6,000 thousand (2020/21: DKK 6,000 thousand), which are pledged as security for guarantee commitments and negative market value of interest rate swap arrangement.

10 Share capital

Analysis of changes in the share capital over the past 5 years:

DKK	2021/22	2020/21	2019/20	2018/19	2017/18
Opening balance	1,000,000	1,000,000	1,000,000	1,000,000	1,000,000
Capital increase	10,000,000	0	0	0	0
	11,000,000	1,000,000	1,000,000	1,000,000	1,000,000

Financial statements 1 April 2021 - 31 March 2022

Notes to the financial statements

DKK	2021/22	2020/21
11 Deferred tax		
Deferred tax at 1 April	0	306,000
Adjustment of the deferred tax charge for the year	-138,700	-401,946
Deferred tax on items recognised directly in equity	138,700	95,946
Deferred tax at 31 March	0	0

Unrecognized deferred tax assets amounts to DKK 2,348 thousand which is a result of tax loss carry forward partly offset by temporary differences on property, plant and equipment, profit on work in progress for third parties and indirect production overheads etc.

12 Non-current liabilities other than provisions

DKK	Total debt at 31/3 2022	Repayment, next year	Long-term portion	Outstanding debt after 5 years
Mortgage debt	7,384,003	1,431,541	5,952,462	246,598
Payables to group entities	68,767,726	0	68,767,726	0
	76,151,729	1,431,541	74,720,188	246,598

As a part of the Company's financing, the parent company has provided a loan facility. The loan facility shall be repaid at 31 March 2025 at the earliest.

13 Other provisions

Other provisions comprise expected warranty commitments and expected loss on contract work in progress.

14 Derivative financial instruments and disclosure of fair values

Fair value disclosures

The Company has the following assets and liabilities measured at fair value:

DKK	Interest rate swap
Fair value at year end	-741,754
Changes recognised in the hedging reserve	630,454
Fair value level	2

15 Contractual obligations and contingencies, etc.

Other contingent liabilities

DKK	2021/22	2020/21
Guarantee commitments	22,044,792	23,652,731
	22,044,792	23,652,731

Guarantee commitments comprises recourse and non-recourse guarantee commitments.

The Company has deposited DKK 5,000 thousand as security for guarantee commitments per 31 march 2022.

Financial statements 1 April 2021 - 31 March 2022

Notes to the financial statements

15 Contractual obligations and contingencies, etc. (continued)

Operating leases

The Company has entered lease agreements related to cars with remaining contract terms up to 13 months. The total lease liabilities amounts to DKK 161 thousand, whereof DKK 153 thousands fall due within 1 year.

Contingent liabilities

The Company is due to its business character naturally involved in various disputes, etc. In Management's opinion the outcome of these disputes is not expected to have a material negative effect on the financial position apart from the receivables and payables recognised in the balance sheet at 31 March 2022.

Joint Taxation

The Company is jointly taxed with the Company's Danish subsidiary. As administration company, the Company has unlimited joint and several liability, together with the subsidiary, for payment of Danish corporation taxes and withholding taxes on dividends, interest and royalties within the joint taxation group.

16 Collateral

As security for the Company's mortgage debt, the Company has placed properties as security. The total carrying amount of the properties provided as security represents DKK 21,335 thousand.

17 Related parties

VL Staal a/s' related parties comprise the following:

Parties exercising control

Related party	Domicile	Basis for control
Poujoulat SA	France	Shareholder

Information about consolidated financial statements

Parent	Domicile	Requisitioning of the parent company's consolidated financial statements
Poujoulat SA	France	www.poujoulat.fr

Related party transactions

The Company solely discloses related party transactions that have not been carried out on an arm's length basis, cf. section 98c(7) of the Danish Financial Statements Act.

All transactions have been carried out on an arm's length basis.

Financial statements 1 April 2021 - 31 March 2022

Notes to the financial statements

DKK	2021/22	2020/21
18 Appropriation of profit/loss		
Recommended appropriation of profit/loss		
Retained earnings/accumulated loss	-9,257,946	-3,512,560
	<u>-9,257,946</u>	<u>-3,512,560</u>
19 Adjustments		
Amortisation/depreciation and impairment losses	2,904,939	3,509,016
Gain/loss on the sale of non-current assets	-1,685,000	0
Tax for the year	-138,700	-401,946
Change in other provisions	2,197,750	-2,400,000
Other adjustments	630,454	436,120
	<u>3,909,443</u>	<u>1,143,190</u>
20 Changes in working capital		
Change in inventories	-5,041,561	542,824
Change in receivables	-15,411,199	-14,794,499
Change in trade and other payables	12,421,665	-3,037,038
	<u>-8,031,095</u>	<u>-17,288,713</u>
21 Cash and cash equivalents at year-end		
Cash according to the balance sheet	16,591,013	7,021,244
	<u>16,591,013</u>	<u>7,021,244</u>