

Jacobsens Bakery Ltd. A/S

Nilanvej 1, 8722 Hedensted

CVR no. 70 38 67 12

Annual report 2020

Approved at the Company's annual general meeting on 20 May 2021

Chair of the meeting:



.....





Contents

Statement by the Board of Directors and the Executive Board	2
Independent auditor's report	3
Management's review	5
Financial statements 1 January - 31 December	8
Income statement	8
Balance sheet	9
Statement of changes in equity	11
Cash flow statement	12
Notes to the financial statements	13

Statement by the Board of Directors and the Executive Board

Today, the Board of Directors and the Executive Board have discussed and approved the annual report of Jacobsens Bakery Ltd. A/S for the financial year 1 January - 31 December 2020.

The annual report is prepared in accordance with the Danish Financial Statements Act.

In our opinion, the financial statements give a true and fair view of the financial position of the Company at 31 December 2020 and of the results of the Company's operations and cash flows for the financial year 1 January - 31 December 2020.

Further, in our opinion, the Management's review gives a fair review of the development in the Company's operations and financial matters and the results of the Company's operations and financial position.

We recommend that the annual report be approved at the annual general meeting.

Hedensted, 16 March 2021
Executive Board:




Jan Engholm Jacobsen


Board of Directors:



Morten Rudevald
Chair



Kenneth Skov Eskildsen




Jørn Ankær Thomsen



Torben Lennart Sørensen



Helle Goldberg Liin



Jan Klærke Hansen

Independent auditor's report

To the shareholders of Jacobsens Bakery Ltd. A/S

Opinion

We have audited the financial statements of Jacobsens Bakery Ltd. A/S for the financial year 1 January - 31 December 2020, which comprise income statement, balance sheet, statement of changes in equity, cash flow statement and notes, including accounting policies. The financial statements are prepared in accordance with the Danish Financial Statements Act.

In our opinion, the financial statements give a true and fair view of the financial position of the Company at 31 December 2020 and of the results of the Company's operations as well as the cash flows for the financial year 1 January - 31 December 2020 in accordance with the Danish Financial Statements Act.

Basis for opinion

We conducted our audit in accordance with International Standards on Auditing (ISAs) and the additional requirements applicable in Denmark. Our responsibilities under those standards and requirements are further described in the "Auditor's responsibilities for the audit of the financial statements" section of our report. We believe that the audit evidence we have obtained is sufficient and appropriate to provide a basis for our opinion.

Independence

We are independent of the Company in accordance with the International Ethics Standards Board for Accountants' Code of Ethics for Professional Accountants (IESBA Code) and the additional requirements applicable in Denmark, and we have fulfilled our other ethical responsibilities in accordance with these rules and requirements.

Management's responsibilities for the financial statements

Management is responsible for the preparation of financial statements that give a true and fair view in accordance with the Danish Financial Statements Act and for such internal control as Management determines is necessary to enable the preparation of financial statements that are free from material misstatement, whether due to fraud or error.

In preparing the financial statements, Management is responsible for assessing the Company's ability to continue as a going concern, disclosing, as applicable, matters related to going concern and using the going concern basis of accounting in preparing the financial statements unless Management either intends to liquidate the Company or to cease operations, or has no realistic alternative but to do so.

Auditor's responsibilities for the audit of the financial statements

Our objectives are to obtain reasonable assurance as to whether the financial statements as a whole are free from material misstatement, whether due to fraud or error and to issue an auditor's report that includes our opinion. Reasonable assurance is a high level of assurance, but is not a guarantee that an audit conducted in accordance with ISAs and the additional requirements applicable in Denmark will always detect a material misstatement when it exists. Misstatements can arise from fraud or error and are considered material if, individually or in the aggregate, they could reasonably be expected to influence the economic decisions of users taken on the basis of the financial statements.

As part of an audit conducted in accordance with ISAs and the additional requirements applicable in Denmark, we exercise professional judgement and maintain professional scepticism throughout the audit. We also:

- ▶ Identify and assess the risks of material misstatement of the financial statements, whether due to fraud or error, design and perform audit procedures responsive to those risks and obtain audit evidence that is sufficient and appropriate to provide a basis for our opinion. The risk of not detecting a material misstatement resulting from fraud is higher than for one resulting from error as fraud may involve collusion, forgery, intentional omissions, misrepresentations or the override of internal control.

Independent auditor's report

- ▶ Obtain an understanding of internal control relevant to the audit in order to design audit procedures that are appropriate in the circumstances, but not for the purpose of expressing an opinion on the effectiveness of the Company's internal control.
- ▶ Evaluate the appropriateness of accounting policies used and the reasonableness of accounting estimates and related disclosures made by Management.
- ▶ Conclude on the appropriateness of Management's use of the going concern basis of accounting in preparing the financial statements and, based on the audit evidence obtained, whether a material uncertainty exists related to events or conditions that may cast significant doubt on the Company's ability to continue as a going concern. If we conclude that a material uncertainty exists, we are required to draw attention in our auditor's report to the related disclosures in the financial statements or, if such disclosures are inadequate, to modify our opinion. Our conclusions are based on the audit evidence obtained up to the date of our auditor's report. However, future events or conditions may cause the Company to cease to continue as a going concern.
- ▶ Evaluate the overall presentation, structure and contents of the financial statements, including the note disclosures, and whether the financial statements represent the underlying transactions and events in a manner that gives a true and fair view.

We communicate with those charged with governance regarding, among other matters, the planned scope and timing of the audit and significant audit findings, including any significant deficiencies in internal control that we identify during our audit.

Statement on the Management's review

Management is responsible for the Management's review.

Our opinion on the financial statements does not cover the Management's review, and we do not express any form of assurance conclusion thereon.

In connection with our audit of the financial statements, our responsibility is to read the Management's review and, in doing so, consider whether the Management's review is materially inconsistent with the financial statements or our knowledge obtained during the audit, or otherwise appears to be materially misstated.

Moreover, it is our responsibility to consider whether the Management's review provides the information required under the Danish Financial Statements Act.

Based on the work we have performed, we conclude that the Management's review is in accordance with the financial statements and has been prepared in accordance with the requirements of the Danish Financial Statement Act. We did not identify any material misstatement of the Management's review.

Vejle, 16 March 2021
EY Godkendt Revisionspartnerselskab
CVR no. 30 70 02 28



Henrik S. Meldahl
State Authorised Public Accountant
mne28654

Management's review

Company details

Name	Jacobsens Bakery Ltd. A/S
Address, Postal code, City	Nilanvej 1, 8722 Hedensted
CVR no.	70 38 67 12
Established	22 December 1982
Registered office	Hedensted
Financial year	1 January - 31 December
Telephone	+45 76 75 27 30
Telefax	+45 75 89 05 87
Board of Directors	Morten Rødevald, Chairman Kenneth Skov Eskildsen Jørn Ankær Thomsen Torben Lennart Sørensen Helle Goldberg Liin Jan Klærke Hansen
Executive Board	Jan Engholm Jacobsen
Auditors	EY Godkendt Revisionspartnerselskab Lysholt Allé 10, 7100 Vejle, Denmark

Management's review

Financial highlights

DKK'000	2020	2019	2018	2017	2016
Key figures					
Gross profit	73,646	73,899	61,512	59,596	79,916
Operating profit/loss	21,565	21,059	14,055	15,043	29,315
Net financials	-1,410	-2,330	-2,918	-3,130	-2,797
Profit for the year	15,711	14,602	8,680	9,175	20,679
Total assets					
Equity	159,986	153,960	176,915	182,182	201,330
Amount relating to investments in property, plant and equipment	77,807	74,470	79,162	79,218	89,450
Financial ratios					
Return on assets	13.7%	12.7%	7.8%	7.8%	14.5%
Current ratio	190.5%	200.5%	160.4%	198.2%	212.5%
Equity ratio	48.6%	48.4%	44.7%	43.5%	44.4%
Return on equity	20.6%	19.0%	11.0%	10.9%	23.2%
Average number of employees					
	92	97	92	92	94

Management's review

Business review

The principal activities of the Company comprise the manufacturing and sale of Danish butter cookies and related products. Sale primarily relates to export markets.

Financial review

The income statement for 2020 shows a profit of DKK 15,711 thousand against a profit of DKK 14,602 thousand last year, and the balance sheet at 31 December 2020 shows equity of DKK 77,807 thousand. Management was worried in the beginning of the year 2020 on developments in turnover and bottom line, however the 2020 result came out satisfactory. Management considers the Company's financial performance in the year satisfactory.

Financial risks and use of financial instruments

Foreign currency risks

It is the Company's policy to minimise currency risks to the extent possible by hedging positions in foreign currencies by means of financial instruments, including derivative financial instruments such as forward contracts.

Credit risks

Major orders are hedged by means of export credit insurance via an export credit insurance company.

Impact on the external environment

The Heat Recovery program initiated two years ago are now implemented in close cooperation with Hedensted Varmeværk.

Events after the balance sheet date

No events materially affecting the Company's financial position have occurred subsequent to the financial year-end.

Outlook

The Company will be challenged by Covid-19 and uncertainty in some of the major market. Despite this the management expects in 2021 a lower positive result compared to 2020.

Financial statements 1 January - 31 December

Income statement

Note	DKK'000	2020	2019
	Gross profit	73,646	73,899
2	Staff costs	-44,675	-45,651
	Amortisation/depreciation and impairment of intangible assets and property, plant and equipment	-7,266	-7,189
	Profit before net financials	21,705	21,059
	Financial income	2	51
3	Financial expenses	-1,412	-2,381
	Profit before tax	20,295	18,729
4	Tax for the year	-4,584	-4,127
	Profit for the year	15,711	14,602

Financial statements 1 January - 31 December

Balance sheet

Note	DKK'000	2020	2019
	ASSETS		
	Fixed assets		
5	Intangible assets		
	Acquired intangible assets	0	108
		0	108
6	Property, plant and equipment		
	Land and buildings	21,167	21,715
	Plant and machinery	41,637	47,819
	Other fixtures and fittings, tools and equipment	1,373	920
	Prepayments for property, plant and equipment	1,319	0
		65,496	70,454
7	Investments		
	Investments in group entities, net asset value	1,338	1,474
		1,338	1,474
	Total fixed assets	66,834	72,036
	Non-fixed assets		
	Inventories		
	Raw materials and consumables	8,763	8,351
	Work in progress	754	613
	Finished goods and goods for resale	4,432	8,301
		13,949	17,265
	Trade receivables	42,892	36,464
	Other receivables	4,348	2,749
8	Prepayments	1,702	2,138
		48,942	41,351
	Cash	30,261	23,308
	Total non-fixed assets	93,152	81,924
	TOTAL ASSETS	159,986	153,960

Financial statements 1 January - 31 December

Balance sheet

Note	DKK'000	2020	2019
	EQUITY AND LIABILITIES		
	Equity		
9	Share capital	12,500	12,500
	Exchange reserve	-137	0
	Hedging reserve	329	-1,434
	Retained earnings	55,115	49,404
	Dividend proposed for the year	10,000	14,000
	Total equity	77,807	74,470
	Provisions		
	Deferred tax	5,414	5,056
	Total provisions	5,414	5,056
	Liabilities other than provisions		
10	Non-current liabilities other than provisions		
	Mortgage debt	13,863	16,050
	Lease liabilities	13,993	16,890
	Other payables	0	641
		27,856	33,581
	Current liabilities other than provisions		
10	Current portion of long-term liabilities	4,979	4,976
	Bank debt	12,880	1,648
	Prepayments received from customers	1,074	1,437
	Trade payables	10,869	17,526
	Payables to group entities	7,327	6,541
	Other payables	11,780	8,725
		48,909	40,853
		76,765	74,434
	TOTAL EQUITY AND LIABILITIES	159,986	153,960

- 1 Accounting policies
- 12 Contractual obligations and contingencies, etc.
- 13 Collateral
- 14 Related parties
- 15 Appropriation of profit

Financial statements 1 January - 31 December

Statement of changes in equity

Note	DKK'000	Share capital	Exchange reserve	Hedging reserve	Retained earnings	Dividend proposed for the year	Total
		12,500	0	-2,105	48,802	20,000	79,197
15	Equity at 1 January 2019	0	0	0	602	14,000	14,602
	Transfer, see "Appropriation of profit"	0	0	671	0	0	671
	Adjustment of hedging instruments at fair value	0	0	0	0	-20,000	-20,000
	Dividend distributed	0	0	0	0	0	0
	Equity at 1 January 2020	12,500	0	-1,434	49,404	14,000	74,470
15	Transfer, see "Appropriation of profit"	0	0	0	5,711	10,000	15,711
	Exchange adjustment	0	-137	0	0	0	-137
	Adjustment of hedging instruments at fair value	0	0	1,763	0	0	1,763
	Dividend distributed	0	0	0	0	-14,000	-14,000
	Equity at 31 December 2020	12,500	-137	329	55,115	10,000	77,807

Financial statements 1 January - 31 December

Cash flow statement

Note	DKK'000	2020	2019
	Profit for the year	15,711	14,602
16	Adjustments	12,646	13,646
	Cash generated from operations (operating activities)	28,357	28,248
17	Changes in working capital	-6,204	5,734
	Cash generated from operations (operating activities)	22,153	33,982
	Interest received, etc.	2	51
	Interest paid, etc.	-1,412	-2,381
	Income taxes paid	-3,874	-1,732
	Cash flows from operating activities	16,869	29,920
	Additions of property, plant and equipment	-2,206	-1,999
	Sale of property, plant and equipment	140	0
	Cash flows to investing activities	-2,066	-1,999
	Dividends paid	-14,000	-20,000
	Proceeds of long-term liabilities	0	7,141
	Change in bank debt	11,232	1,648
	Repayments, long-term liabilities	-5,082	-17,315
	Cash flows from financing activities	-7,850	-28,526
	Net cash flow	6,953	-605
	Cash and cash equivalents at 1 January	23,308	23,913
18	Cash and cash equivalents at 31 December	30,261	23,308

Financial statements 1 January - 31 December

Notes to the financial statements

1 Accounting policies

The annual report of Jacobsens Bakery Ltd. A/S for 2020 has been prepared in accordance with the provisions in the Danish Financial Statements Act applying to medium-sized reporting class C entities.

Referring to section 112(1) of the Danish Financial Statements Act, no consolidated financial statements are prepared. The financial statements for Jacobsens Bakery Ltd. A/S and its group entities are part of the consolidated financial statements for New Intergoods Ltd. A/S.

Effective from the financial year 2020, the Company has implemented amending act no. 1716 of 27 December 2018 to the Danish Financial Statements Act. The implementation of the amending act has not affected the Company's accounting policies on recognition and measurement of assets and liabilities but has solely entailed a requirement for further disclosures. The accounting policies used in the preparation of the financial statements are consistent with those of last year.

Changes have been made in the financial statements regarding the presentation and classification of 'Other payables' and 'Trade payables'. Comparatives have been restated so as to reflect the presentation and classification. The changes have not affected the results of operations, equity or balance sheet total.

Reporting currency

The financial statements are presented in Danish kroner (DKK'000).

Foreign currency translation

On initial recognition, transactions denominated in foreign currencies are translated at the exchange rate at the transaction date. Foreign exchange differences arising between the exchange rates at the transaction date and the date of payment are recognised in the income statement as financial income or financial expenses.

Receivables and payables and other monetary items denominated in foreign currencies are translated at the exchange rate at the balance sheet date. The difference between the exchange rates at the balance sheet date and the date at which the receivable or payable arose or was recognised in the most recent financial statements is recognised in the income statement as financial income or financial expenses.

Assets purchased in foreign currency is measured at the exchange rate at the date of transaction.

Derivative financial instruments

Derivative financial instruments are initially recognised in the balance sheet at cost and are subsequently measured at fair value. Positive and negative fair values of derivative financial instruments are included in other receivables and payables, respectively.

Changes in the fair value of derivative financial instruments designated as and qualifying for recognition as a hedge of a recognised asset or liability are recognised in the income statement together with changes in the fair value of the hedged asset or liability.

Fair value adjustments of derivative financial instruments designated and qualifying as hedging of future assets or liabilities are recognised as separate items in the balance sheet and in the hedging reserve under equity. If the forecast transaction results in the recognition of assets or liabilities, amounts previously recognised in equity are transferred to the cost of the asset or liability, respectively. If the forecast transaction results in income or expenses, amounts previously recognised in equity are transferred to the income statement in the period in which the hedged item affects the income statement.

Financial statements 1 January - 31 December

Notes to the financial statements

1 Accounting policies (continued)

Income statement

Revenue

The Company has chosen IAS 11/IAS 18 as interpretation for revenue recognition.

Income from the sale of goods for resale and finished goods is recognised in revenue when transfer of the most significant rewards and risks to the buyer has taken place and provided that the income can be reliably measured and payment is expected to be received.

Revenue is measured at the fair value of the agreed consideration excluding VAT and taxes charged on behalf of third parties. All discounts and rebates granted are recognised in revenue.

Gross profit

With reference to section 32 of the Danish Financial Statements Act, the items 'Revenue', 'Cost of sale', 'Other external expenses' and 'Other operating income' are consolidated into one item designated 'Gross profit'.

Other operating income

Other operating income comprise items of a secondary nature relative to the Company's core activities, including gains on the sale of fixed assets.

Cost of sales

Cost of sales includes the cost of goods used in generating the year's revenue.

Other external expenses

Other external expenses include the year's expenses relating to the Company's core activities, including expenses relating to distribution, sale, advertising, administration, premises, bad debts, payments under operating leases, etc.

Staff costs

Staff costs include wages and salaries, including compensated absence and pension to the Company's employees, as well as other social security contributions, etc. The item is net of refunds from public authorities.

Amortisation/depreciation

The item comprises amortisation/depreciation of intangible assets and property, plant and equipment.

The basis of amortisation/depreciation, which is calculated as cost less any residual value, is amortised/depreciated on a straight line basis over the expected useful life. The expected useful lives of the assets are as follows:

Acquired intangible assets	5 years
Buildings	15-50 years
Plant and machinery	10-15 years
Other fixtures and fittings, tools and equipment	3-5 years

Depreciation is based on the residual value of the asset and is reduced by impairment losses, if any. The depreciation period and the residual value are determined at the acquisition date and are reassessed annually. Where the residual value exceeds the carrying amount of the asset, no further depreciation charges are recognised.

Financial statements 1 January - 31 December

Notes to the financial statements

1 Accounting policies (continued)

In the case of changes in the depreciation period or the residual value, the effect on the depreciation charges is recognised prospectively as a change in accounting estimates.

Land is not depreciated.

Assets with a cost of less than DKK 25 thousand are expensed in the income statements as minor acquisitions.

Profit from investments in subsidiaries

A proportionate share of the underlying entities' profit/loss after tax is recognised in the income statement according to the equity method. Shares of profit/loss after tax in subsidiaries are presented as separate line items in the income statement. Full elimination of intra-group gains/losses is made for equity investments in subsidiaries.

Financial income and expenses

Financial income and expenses are recognised in the income statements at the amounts that concern the financial year. Net financials include interest income and expenses as well as allowances and surcharges under the advance-payment-of-tax scheme, etc.

Tax

Tax for the year includes current tax on the year's expected taxable income and the year's deferred tax adjustments. The portion of the tax for the year that relates to the profit/loss for the year is recognised in the income statement, whereas the portion that relates to transactions taken to equity is recognised in equity.

The entity is jointly taxed with other group entities. The total Danish income tax charge is allocated between profit/loss-making Danish entities in proportion to their taxable income (full absorption).

Jointly taxed entities entitled to a tax refund are reimbursed by the management company based on the rates applicable to interest allowances, and jointly taxed entities which have paid too little tax pay a surcharge according to the rates applicable to interest surcharges to the management company.

Balance sheet

Intangible assets

Other intangible assets include distribution rights.

Other intangible assets are measured at cost less accumulated amortisation and impairment losses.

Property, plant and equipment

Items of property, plant and equipment are measured at cost less accumulated depreciation and impairment losses. Cost includes the acquisition price and costs directly related to the acquisition until the time at which the asset is ready for use.

Gains or losses are calculated as the difference between the selling price less selling costs and the carrying amount at the date of disposal. Gains and losses from the disposal of property, plant and equipment are recognised in the income statement as other operating income or other operating expenses.

Financial statements 1 January - 31 December

Notes to the financial statements

1 Accounting policies (continued)

Leases

The Company has chosen IAS 17 as interpretation for classification and recognition of leases.

On initial recognition, leases for assets that transfer substantially all the risks and rewards incident to the ownership to the Company (finance leases) are measured in the balance sheet at the lower of fair value and the present value of the future lease payments. In calculating the net present value, the interest rate implicit in the lease or the incremental borrowing rate is used as the discount factor. Assets held under finance leases are subsequently accounted for in the same way as the Company's other assets.

The capitalised residual lease liability is recognised in the balance sheet as a liability, and the interest element of the lease payment is recognised in the income statement over the term of the lease.

Leases that do not transfer substantially all the risks and rewards incident to the ownership to the Company are classified as operating leases. Payments relating to operating leases and any other rent agreements are recognised in the income statement over the term of the lease. The Company's aggregate liabilities relating to operating leases and other rent agreements are disclosed under "Contingent liabilities".

Investments in subsidiaries

Investments in subsidiaries are measured according to the equity method.

Investments in subsidiaries are measured in the balance sheet at the proportionate share of the enterprises' net asset values calculated in accordance with the parent company's accounting policies minus or plus unrealised intra-group profits and losses.

Subsidiaries with negative net asset values are measured at DKK 0 (nil), and any amounts owed by such enterprises are written down by the parent company's share of the net asset value if the amount owed is deemed irrecoverable. If the negative net asset value exceeds the amounts owed, the remaining amount is recognised under provisions if the parent company has a legal or a constructive obligation to cover the enterprise's deficit.

Net revaluation of investments in subsidiaries is transferred to the reserve for net revaluation in equity according to the equity method to the extent that the carrying amount exceeds cost.

Dividend received is deducted from the carrying amount.

Impairment of fixed assets

Intangible assets, property, plant and equipment and investments in subsidiaries are subject to an annual test for indications of impairment other than the decrease in value reflected by depreciation or amortisation. Impairment tests are conducted in respect of individual assets or groups of assets generating separate cash flows when there is indications of impairment. The assets are written down to the higher of the value in use and net realisable value (recoverable amount) of the asset or group of assets if this is lower than the carrying amount. As for group of assets, impairment losses are first recognised in respect of goodwill and thereafter proportionately in respect of the other assets.

Impairment tests are conducted on assets or groups of assets when there is evidence of impairment. The carrying amount of impaired assets is reduced to the higher of the net selling price and the value in use (recoverable amount).

The recoverable amount is the higher of the net selling price of an asset and its value in use. The value in use is calculated as the present value of the expected net cash flows from the use of the asset or the group of assets and the expected net cash flows from the disposal of the asset or the group of assets after the end of the useful life.

Previously recognised impairment losses are reversed when the reason for recognition no longer exists. Impairment losses on goodwill are not reversed.

Financial statements 1 January - 31 December

Notes to the financial statements

1 Accounting policies (continued)

Inventories

Inventories are measured at cost in accordance with the FIFO method. Where the net realisable value is lower than cost, inventories are written down to this lower value. The net realisable value of inventories is calculated as the sales amount less costs of completion and expenses required to effect the sale and is determined taking into account marketability, obsolescence and development in the expected selling price.

The cost of raw materials and consumables comprises the cost of acquisition plus delivery costs.

The cost of finished goods and work in progress includes the cost of raw materials, consumables, direct labour and indirect production overheads.

Production overheads comprise the indirect cost of material and labour as well as maintenance and amortisation/depreciation of intangible assets and property, plant and equipment used in the production process.

Receivables

Receivables are measured at amortised cost.

The Company has chosen IAS 39 as interpretation for impairment of financial receivables.

An impairment loss is recognised if there is objective evidence that a receivable or a group of receivables is impaired. If there is objective evidence that an individual receivable has been impaired, an impairment loss is recognised on an individual basis.

Prepayments

Prepayments recognised under "Assets" comprise prepaid expenses regarding subsequent financial reporting years.

Cash

Cash comprise cash.

Equity

Exchange reserve

The translation reserve comprises the share of foreign exchange differences arising on translation of financial statements of entities that have a functional currency other than DKK, foreign exchange adjustments of assets and liabilities considered part of the Company's net investments in such entities and foreign exchange adjustments regarding hedging transactions that hedge the Company's net investments in such entities. The reserve is dissolved on the sale of foreign entities or if the conditions for effective hedging no longer exist. When equity investments in subsidiaries and associates in the parent company financial statements are subject to the limitation requirement in the net revaluation reserve according to the equity method, foreign exchange adjustments will be included in this equity reserve instead.

Financial statements 1 January - 31 December

Notes to the financial statements

1 Accounting policies (continued)

Hedging reserve

The hedging reserve comprises the cumulative net change in the fair value of hedging transactions that qualify for recognition as a cash flow hedge and where the hedged transaction has not yet been realised. The reserve is dissolved when the hedged transaction is realised, if the hedged cash flows are no longer expected to be realised or if the hedging relationship is no longer effective. The reserve does not represent a limitation under company law and may therefore be negative.

Proposed dividends

Dividend proposed for the year is recognised as a liability once adopted at the annual general meeting (declaration date). Dividends expected to be distributed for the financial year are presented as a separate item under "Equity".

Income taxes

Current tax payables and receivables are recognised in the balance sheet as the estimated income tax charge for the year, adjusted for prior-year taxes and tax paid on account.

Deferred tax is measured according to the liability method on all temporary differences between the carrying amount and the tax base of assets and liabilities. However, deferred tax is not recognised on temporary differences relating to goodwill which is not deductible for tax purposes and on office premises and other items where temporary differences, apart from business combinations, arise at the date of acquisition without affecting either profit/loss for the year or taxable income. Where alternative tax rules can be applied to determine the tax base, deferred tax is measured based on Management's intended use of the asset or settlement of the liability, respectively.

Deferred tax is measured according to the tax rules and at the tax rates applicable at the balance sheet date when the deferred tax is expected to crystallise as current tax. Deferred tax assets are recognised at the expected value of their utilisation; either as a set-off against tax on future income or as a set-off against deferred tax liabilities in the same legal tax entity. Changes in deferred tax due to changes in the tax rate are recognised in the income statement.

Liabilities

Financial liabilities are recognised at the date of borrowing at the net proceeds received less transaction costs paid. On subsequent recognition, financial liabilities are measured at amortised cost, corresponding to the capitalised value, using the effective interest rate. Accordingly, the difference between the proceeds and the nominal value is recognised in the income statement over the term of the loan. Financial liabilities also include the capitalised residual lease liability in respect of finance leases.

Other liabilities are measured at net realisable value.

Lease liabilities

Lease liabilities are measured at the net present value of the remaining lease payments including any guaranteed residual value based on the interest rate implicit in the lease.

Prepayments received from customers

Prepayments received from customers recognised as a liability comprises payments received concerning income in subsequent financial reporting years.

Financial statements 1 January - 31 December

Notes to the financial statements

1 Accounting policies (continued)

Cash flow statement

The cash flow statement shows the Company's net cash flows broken down according to operating, investing and financing activities, the year's changes in cash and cash equivalents as well as the cash and cash equivalents at the beginning and the end of the year.

Cash flows from operating activities are calculated as the profit/loss for the year adjusted for non cash operating items, changes in working capital and paid corporate income tax.

Cash flows from investing activities comprise payments in connection with acquisitions and disposals of entities and activities and of intangible assets, property, plant and equipment and investments.

Cash flows from financing activities comprise changes in the size or composition of the Company's share capital and related expenses as well as raising of loans, repayment of interest bearing debt and payment of dividends to shareholders.

Cash and cash equivalents comprise cash.

Financial ratios

The financial ratios stated under "Financial highlights" have been calculated as follows:

Operating profit/loss	Profit/loss before financial items adjusted for other operating income and other operating expenses
Return on assets	$\frac{\text{Profit/loss from operating activities} \times 100}{\text{Average assets}}$
Current ratio	$\frac{\text{Current assets} \times 100}{\text{Current liabilities}}$
Equity ratio	$\frac{\text{Equity, year-end} \times 100}{\text{Total equity and liabilities, year-end}}$
Return on equity	$\frac{\text{Profit/loss after tax} \times 100}{\text{Average equity}}$

Financial statements 1 January - 31 December

Notes to the financial statements

DKK'000	2020	2019
2 Staff costs		
Wages/salaries	38,992	40,095
Pensions	5,065	4,910
Other social security costs	618	646
	<u>44,675</u>	<u>45,651</u>
 Average number of full-time employees	 <u>92</u>	 <u>97</u>

Total remuneration to the Executive Board and the Board of Directors: DKK 2,354 thousand (2019: DKK 2,227 thousand).

DKK'000	2020	2019
3 Financial expenses		
Interest expenses, group entities	65	171
Other financial expenses	1,347	2,210
	<u>1,412</u>	<u>2,381</u>
 4 Tax for the year		
Estimated tax charge for the year	4,723	3,340
Deferred tax adjustments in the year	-139	787
	<u>4,584</u>	<u>4,127</u>

DKK'000	Acquired intangible assets
Cost at 1 January 2020	<u>721</u>
Cost at 31 December 2020	<u>721</u>
Impairment losses and amortisation at 1 January 2020	613
Amortisation/depreciation in the year	108
Impairment losses and amortisation at 31 December 2020	<u>721</u>
Carrying amount at 31 December 2020	<u>0</u>

Financial statements 1 January - 31 December

Notes to the financial statements

6 Property, plant and equipment

DKK'000	Land and buildings	Plant and machinery	Other fixtures and fittings, tools and equipment	Prepayments for property, plant and equipment	Total
Cost at 1 January 2020	41,201	130,602	22,405	0	194,208
Additions in the year	57	0	830	1,319	2,206
Disposals in the year	0	0	-550	0	-550
Cost at 31 December 2020	41,258	130,602	22,685	1,319	195,864
Impairment losses and depreciation at 1 January 2020	19,486	82,783	21,485	0	123,754
Amortisation/depreciation in the year	605	6,182	377	0	7,164
Amortisation/depreciation and impairment of disposals in the year	0	0	-550	0	-550
Impairment losses and depreciation at 31 December 2020	20,091	88,965	21,312	0	130,368
Carrying amount at 31 December 2020	21,167	41,637	1,373	1,319	65,496
Property, plant and equipment include finance leases with a carrying amount totalling	0	19,000	0	0	19,000
Recognised interest	0	478	0	0	

7 Investments

DKK'000	Investments in group entities, net asset value
Cost at 1 January 2020	1,591
Cost at 31 December 2020	1,591
Value adjustments at 1 January 2020	-117
Exchange adjustment	-136
Value adjustments at 31 December 2020	-253
Carrying amount at 31 December 2020	1,338

Name	Legal form	Domicile	Interest
Subsidiaries			
Danco Import Inc.	Inc.	New Jersey, USA	100.00%

8 Prepayments

Prepayments include accrual of expenses relating to subsequent financial years, including lease interest, insurance policies etc.

Financial statements 1 January - 31 December

Notes to the financial statements

DKK'000	2020	2019
9 Share capital		
Analysis of the share capital:		
25,000 shares of DKK 500.00 nominal value each	12,500	12,500
	<u>12,500</u>	<u>12,500</u>

10 Non-current liabilities other than provisions

DKK'000	Total debt at 31/12 2020	Repayment, next year	Long-term portion	Outstanding debt after 5 years
Mortgage debt	16,014	2,151	13,863	5,900
Lease liabilities	16,821	2,828	13,993	0
	<u>32,835</u>	<u>4,979</u>	<u>27,856</u>	<u>5,900</u>

11 Derivative financial instruments

Forecast transactions

The Company uses forward exchange contracts to hedge expected currency risks relating to sale of goods in the coming year.

Interest rate risks

The Company uses interest rate swaps to hedge interest rate risks, whereby floating interest payments are rescheduled into fixed interest payments.

DKK'000	2019		2020			Time to maturity months
	Notional principal amount	Fair value	Notional principal amount	Value adjustment recognised in equity	Fair value	
Interest rate swaps	25,167	-2,215	21,464	357	-1,757	36-84
Exchange swaps	45,955	376	44,319	1,406	2,178	12
	<u>71,122</u>	<u>-1,839</u>	<u>65,783</u>	<u>1,763</u>	<u>421</u>	

12 Contractual obligations and contingencies, etc.

Contingent liabilities

The Company is jointly taxed with the other Danish consolidated enterprises. As a consolidated enterprise, together with the other consolidated enterprises included in the joint taxation, the Company has joint and several unlimited liability for Danish corporation taxes and withholding taxes on dividends, interest and royalties. The jointly taxed enterprises' total known net liabilities to SKAT are stated in the financial statements of the administrative company, New Intergoods Ltd. A/S, CVR No. 38 11 63 98. Any subsequent corrections of income subject to joint taxation and withholding taxes, etc., may entail that the Company's liability will increase.

Other financial obligations

The Company has entered into an agreement on operating leases of one car with a remaining term of 11 months with a total lease liability of DKK 133 thousand.

Financial statements 1 January - 31 December

Notes to the financial statements

13 Collateral

Land and buildings with a carrying amount of DKK 21,167 thousand at 31 December 2020 have been provided as collateral for mortgages of DKK 16,014 thousand.

The Company has issued mortgages registered to the owner of DKK 16,865 thousand, secured on land and buildings with a carrying amount of DKK 21,167 thousand at 31 December 2020 have been provided as collateral for bank loans with a carrying amount of DKK 12,880 thousand at 31 December 2020.

Plant and machinery with a carrying amount of DKK 19,478 thousand at 31 December 2020; see note 6, are held under finance leases. The finance lease obligation amounted to DKK 16,821 thousand at 31 December 2020.

14 Related parties

Jacobsens Bakery Ltd. A/S' related parties comprise the following:

Parties exercising control

Related party	Domicile	Basis for control
New Intergoods Ltd. A/S	Nilanvej 1, 8722 Hedensted	Participating interest

Information about consolidated financial statements

Parent	Domicile
New Intergoods Ltd. A/S	Nilanvej 1, 8722 Hedensted

Related party transactions

The Company uses section 98c (7) of the Danish Financial Statements Act.

DKK'000	2020	2019
15 Appropriation of profit		
Recommended appropriation of profit		
Proposed dividend recognised under equity	10,000	14,000
Retained earnings	5,711	602
	<u>15,711</u>	<u>14,602</u>

Financial statements 1 January - 31 December

Notes to the financial statements

DKK'000	2020	2019
16 Adjustments		
Amortisation/depreciation and impairment losses	7,272	7,189
Gain/loss on the sale of non-current assets	-140	0
Financial income	-2	-51
Financial expenses	1,412	2,381
Tax for the year	4,584	4,127
Adjustment of hedging instruments	-480	0
	<u>12,646</u>	<u>13,646</u>
17 Changes in working capital		
Change in inventories	3,316	6,366
Change in receivables	-5,672	11,211
Change in trade and other payables	-3,848	-11,843
	<u>-6,204</u>	<u>5,734</u>
18 Cash and cash equivalents at year-end		
Cash according to the balance sheet	<u>30,261</u>	<u>23,308</u>
	<u>30,261</u>	<u>23,308</u>