

YKK Danmark A/S


Neptunvej 5 A, 7430 Ikast

CVR no. 69 58 64 14

Annual report 2021/22

Approved at the Company's annual general meeting on 31 May 2022

Chair of the meeting:


.....

Contents

Statement by the Board of Directors and the Executive Board	2
Independent auditor's report	3
Management's review	5
Financial statements 1 April 2021 - 31 March 2022	7
Income statement	7
Balance sheet	8
Statement of changes in equity	10
Notes to the financial statements	11

Statement by the Board of Directors and the Executive Board

Today, the Board of Directors and the Executive Board have discussed and approved the annual report of YKK Danmark A/S for the financial year 1 April 2021 - 31 March 2022.

The annual report is prepared in accordance with the Danish Financial Statements Act.

In our opinion, the financial statements give a true and fair view of the financial position of the Company at 31 March 2022 and of the results of the Company's operations for the financial year 1 April 2021 - 31 March 2022.

Further, in our opinion, the Management's review gives a fair review of the matters discussed in the Management's review.

We recommend that the annual report be approved at the annual general meeting.


Ikast, 31 May 2022

Executive Board:



Kim Birch-Nielsen


Board of Directors:



Koichi Kawaguchi



Kim Birch-Nielsen



Takanori Yoshida

Independent auditor's report

To the shareholders of YKK Danmark A/S

Opinion

We have audited the financial statements of YKK Danmark A/S for the financial year 1 April 2021 - 31 March 2022, which comprise income statement, balance sheet, statement of changes in equity and notes, including accounting policies. The financial statements are prepared in accordance with the Danish Financial Statements Act.

In our opinion, the financial statements give a true and fair view of the financial position of the Company at 31 March 2022 and of the results of the Company's operations for the financial year 1 April 2021 - 31 March 2022 in accordance with the Danish Financial Statements Act.

Basis for opinion

We conducted our audit in accordance with International Standards on Auditing (ISAs) and the additional requirements applicable in Denmark. Our responsibilities under those standards and requirements are further described in the "Auditor's responsibilities for the audit of the financial statements" section of our report. We believe that the audit evidence we have obtained is sufficient and appropriate to provide a basis for our opinion.

Independence

We are independent of the Company in accordance with the International Ethics Standards Board for Accountants' Code of Ethics for Professional Accountants (IESBA Code) and the additional ethical requirements applicable in Denmark, and we have fulfilled our other ethical responsibilities in accordance with these requirements and the IESBA Code.

Management's responsibilities for the financial statements

Management is responsible for the preparation of financial statements that give a true and fair view in accordance with the Danish Financial Statements Act and for such internal control as Management determines is necessary to enable the preparation of financial statements that are free from material misstatement, whether due to fraud or error.

In preparing the financial statements, Management is responsible for assessing the Company's ability to continue as a going concern, disclosing, as applicable, matters related to going concern and using the going concern basis of accounting in preparing the financial statements unless Management either intends to liquidate the Company or to cease operations, or has no realistic alternative but to do so.

Auditor's responsibilities for the audit of the financial statements

Our objectives are to obtain reasonable assurance as to whether the financial statements as a whole are free from material misstatement, whether due to fraud or error and to issue an auditor's report that includes our opinion. Reasonable assurance is a high level of assurance, but is not a guarantee that an audit conducted in accordance with ISAs and the additional requirements applicable in Denmark will always detect a material misstatement when it exists. Misstatements can arise from fraud or error and are considered material if, individually or in the aggregate, they could reasonably be expected to influence the economic decisions of users taken on the basis of the financial statements.

As part of an audit conducted in accordance with ISAs and the additional requirements applicable in Denmark, we exercise professional judgement and maintain professional scepticism throughout the audit. We also:

- ▶ Identify and assess the risks of material misstatement of the financial statements, whether due to fraud or error, design and perform audit procedures responsive to those risks and obtain audit evidence that is sufficient and appropriate to provide a basis for our opinion. The risk of not detecting a material misstatement resulting from fraud is higher than for one resulting from error as fraud may involve collusion, forgery, intentional omissions, misrepresentations or the override of internal control.
- ▶ Obtain an understanding of internal control relevant to the audit in order to design audit procedures that are appropriate in the circumstances, but not for the purpose of expressing an opinion on the effectiveness of the Company's internal control.

Independent auditor's report

- ▶ Evaluate the appropriateness of accounting policies used and the reasonableness of accounting estimates and related disclosures made by Management.
- ▶ Conclude on the appropriateness of Management's use of the going concern basis of accounting in preparing the financial statements and, based on the audit evidence obtained, whether a material uncertainty exists related to events or conditions that may cast significant doubt on the Company's ability to continue as a going concern. If we conclude that a material uncertainty exists, we are required to draw attention in our auditor's report to the related disclosures in the financial statements or, if such disclosures are inadequate, to modify our opinion. Our conclusions are based on the audit evidence obtained up to the date of our auditor's report. However, future events or conditions may cause the Company to cease to continue as a going concern.
- ▶ Evaluate the overall presentation, structure and contents of the financial statements, including the note disclosures, and whether the financial statements represent the underlying transactions and events in a manner that gives a true and fair view.

We communicate with those charged with governance regarding, among other matters, the planned scope and timing of the audit and significant audit findings, including any significant deficiencies in internal control that we identify during our audit.

Statement on the Management's review

Management is responsible for the Management's review.


Our opinion on the financial statements does not cover the Management's review, and we do not express any form of assurance conclusion thereon.

In connection with our audit of the financial statements, our responsibility is to read the Management's review and, in doing so, consider whether the Management's review is materially inconsistent with the financial statements or our knowledge obtained during the audit, or otherwise appears to be materially misstated.

Moreover, it is our responsibility to consider whether the Management's review provides the information required under the Danish Financial Statements Act.

Based on the work we have performed, we conclude that the Management's review is in accordance with the financial statements and has been prepared in accordance with the requirements of the Danish Financial Statement Act. We did not identify any material misstatement of the Management's review.

Herning, 31 May 2022
EY Godkendt Revisionspartnerselskab
CVR no. 30 70 02 28


Niels J. Jørgensen
State Authorised Public Accountant
mne8217

Management's review

Company details

Name	YKK Danmark A/S
Address, Postal code, City	Neptunvej 5 A, 7430 Ikast
CVR no.	69 58 64 14
Established	12 October 1982
Registered office	Ikast-Brande
Financial year	1 April 2021 - 31 March 2022
Website	www.ykk.dk
Board of Directors	Koichi Kawaguchi Kim Birch-Nielsen Takanori Yoshida
Executive Board	Kim Birch-Nielsen
Auditors	EY Godkendt Revisionspartnerselskab Dalgasgade 27, 3. sal, 7400 Herning, Denmark

Management's review

Business review

The company's activity comprises sale of YKK zippers and other accessories in Denmark.

Financial review

The income statement for 2021/22 shows a profit of DKK 6,651,154 against a profit of DKK 4,411,426 last year, and the balance sheet at 31 March 2022 shows equity of DKK 17,458,239.

Management considers the Company's financial performance in the year satisfactory.

Events after the balance sheet date

No events materially affecting the Company's financial position have occurred subsequent to the financial year-end.

Financial statements 1 April 2021 - 31 March 2022

Income statement

Note	DKK	<u>2021/22</u>	<u>2020/21</u>
	Gross profit	20,440,110	15,600,227
2	Staff costs	-10,993,980	-9,197,196
	Amortisation/depreciation and impairment of intangible assets and property, plant and equipment	-491,401	-532,445
	Other operating expenses	0	-3,063
	Profit before net financials	<u>8,954,729</u>	<u>5,867,523</u>
	Financial expenses	-406,337	-235,212
	Profit before tax	8,548,392	5,632,311
3	Tax for the year	-1,897,238	-1,220,885
	Profit for the year	<u><u>6,651,154</u></u>	<u><u>4,411,426</u></u>
	Recommended appropriation of profit		
	Proposed dividend recognised under equity	3,661,000	4,000,000
	Retained earnings	2,990,154	411,426
		<u><u>6,651,154</u></u>	<u><u>4,411,426</u></u>

Financial statements 1 April 2021 - 31 March 2022

Balance sheet

Note	DKK	<u>2021/22</u>	<u>2020/21</u>
	ASSETS		
	Non-current assets		
4	Intangible assets		
	Acquired intangible assets	0	0
		<u>0</u>	<u>0</u>
5	Property, plant and equipment		
	Land and buildings	1,410,463	1,285,979
	Plant and machinery	1,124,632	1,259,772
	Other fixtures and fittings, tools and equipment	307,185	450,342
		<u>2,842,280</u>	<u>2,996,093</u>
	Total non-current assets	<u>2,842,280</u>	<u>2,996,093</u>
	Current assets		
	Inventories		
	Finished goods and goods for resale	2,709,314	2,030,778
		<u>2,709,314</u>	<u>2,030,778</u>
	Receivables		
	Trade receivables	11,575,426	9,378,627
	Receivables from group entities	1,572,654	1,609,691
	Income taxes receivable	3,404,000	401,069
	Other receivables	29,683	45,405
	Prepayments	54,453	78,733
		<u>16,636,216</u>	<u>11,513,525</u>
	Cash	<u>9,090,479</u>	<u>7,235,885</u>
	Total current assets	<u>28,436,009</u>	<u>20,780,188</u>
	TOTAL ASSETS	<u>31,278,289</u>	<u>23,776,281</u>

Financial statements 1 April 2021 - 31 March 2022

Balance sheet

Note	DKK	<u>2021/22</u>	<u>2020/21</u>
	EQUITY AND LIABILITIES		
	Equity		
6	Share capital	4,000,000	4,000,000
	Retained earnings	9,797,239	6,807,085
	Dividend proposed for the year	3,661,000	4,000,000
	Total equity	<u>17,458,239</u>	<u>14,807,085</u>
	Liabilities		
	Non-current liabilities		
	Deferred tax	319,078	278,375
	Lease liabilities	21,717	166,452
	Total non-current liabilities	<u>340,795</u>	<u>444,827</u>
	Current liabilities		
	Lease liabilities	144,734	141,164
	Prepayments received from customers	33,411	56,606
	Trade payables	1,159,185	925,079
	Payables to group entities	7,674,759	4,885,832
	Income taxes payable	1,856,536	0
	Other payables	2,610,630	2,515,688
	Total current liabilities	<u>13,479,255</u>	<u>8,524,369</u>
	Total liabilities	<u>13,820,050</u>	<u>8,969,196</u>
	TOTAL EQUITY AND LIABILITIES	<u>31,278,289</u>	<u>23,776,281</u>

- 1 Accounting policies
7 Contractual obligations and contingencies, etc.
8 Collateral

Financial statements 1 April 2021 - 31 March 2022

Statement of changes in equity

DKK	Share capital	Retained earnings	Dividend proposed for the year	Total
Equity at 1 April 2020	4,000,000	6,395,659	372,000	10,767,659
Transfer through appropriation of profit	0	411,426	4,000,000	4,411,426
Dividend distributed	0	0	-372,000	-372,000
Equity at 1 April 2021	4,000,000	6,807,085	4,000,000	14,807,085
Transfer through appropriation of profit	0	2,990,154	3,661,000	6,651,154
Dividend distributed	0	0	-4,000,000	-4,000,000
Equity at 31 March 2022	4,000,000	9,797,239	3,661,000	17,458,239

Financial statements 1 April 2021 - 31 March 2022

Notes to the financial statements

1 Accounting policies

The annual report of YKK Danmark A/S for 2021/22 has been prepared in accordance with the provisions in the Danish Financial Statements Act applying to reporting class B entities and elective choice of certain provisions applying to reporting class C entities.

The accounting policies used in the preparation of the financial statements are consistent with those of last year.

In accordance with the Danish Business Authority's clarification in May 2021, financial statement items regarding equity investments in associates have been renamed to equity investments in participating interests as the financial statement items must be designated as such when the entity only holds equity investments in associates.

Reporting currency

The financial statements are presented in Danish kroner (DKK).

Foreign currency translation

On initial recognition, transactions denominated in foreign currencies are translated at the exchange rate at the transaction date. Foreign exchange differences arising between the exchange rates at the transaction date and the date of payment are recognised in the income statement as financial income or financial expenses.

Receivables and payables and other monetary items denominated in foreign currencies are translated at the exchange rate at the balance sheet date. The difference between the exchange rates at the balance sheet date and the date at which the receivable or payable arose or was recognised in the most recent financial statements is recognised in the income statement as financial income or financial expenses.

Income statement

Revenue

Income from the sale of goods for resale and finished goods, comprising sale of zippers etc. is recognised in revenue when transfer of the most significant rewards and risks to the buyer has taken place and provided that the income can be reliably measured and payment is expected to be received. The date of the transfer of the most significant rewards and risks is based on standardised terms of delivery based on Incoterms® 2010.

Revenue is measured at the fair value of the agreed consideration excluding VAT and taxes charged on behalf of third parties. All discounts and rebates granted are recognised in revenue.

Gross profit

The items revenue, cost of sales, other operating income and external expenses have been aggregated into one item in the income statement called gross profit in accordance with section 32 of the Danish Financial Statements Act.

Other operating income and operating expenses

Other operating income and operating expenses comprise items of a secondary nature relative to the Company's core activities, including gains and losses on the sale of non-current assets.

Cost of sales

Cost of sales includes the cost of goods used in generating the year's revenue.

Financial statements 1 April 2021 - 31 March 2022

Notes to the financial statements

1 Accounting policies (continued)

Other external expenses

Other external expenses include the year's expenses relating to the Company's core activities, including expenses relating to distribution, sale, advertising, administration, premises, bad debts, payments under operating leases, etc.

Staff costs

Staff costs include wages and salaries, including compensated absence and pension to the Company's employees, as well as other social security contributions, etc. The item is net of refunds from public authorities.

Depreciation

The item comprises depreciation of property, plant and equipment.

The basis of depreciation, which is calculated as cost less any residual value, is depreciated on a straight line basis over the expected useful life. The expected useful lives of the assets are as follows:

Buildings	30 years
Plant and machinery	5-8 years
Other fixtures and fittings, tools and equipment	3-5 years

Land is not depreciated.

Financial expenses

Financial expenses are recognised in the income statement at the amounts that relate to the financial reporting period. The items comprise interest expenses, realised and unrealised capital gains and losses relating to exchange gains and losses.

Tax

Tax for the year includes current tax on the year's expected taxable income and the year's deferred tax adjustments. The portion of the tax for the year that relates to the profit/loss for the year is recognised in the income statement, whereas the portion that relates to transactions taken to equity is recognised in equity.

Balance sheet

Intangible assets

Other intangible assets including software licences.

Other intangible assets are measured at cost less accumulated amortisation and impairment losses.

Property, plant and equipment

Items of property, plant and equipment are measured at cost less accumulated depreciation and impairment losses. Cost includes the acquisition price and costs directly related to the acquisition until the time at which the asset is ready for use.

Gains or losses are calculated as the difference between the selling price less selling costs and the carrying amount at the date of disposal. Gains and losses from the disposal of property, plant and equipment are recognised in the income statement as other operating income or other operating expenses.

Financial statements 1 April 2021 - 31 March 2022

Notes to the financial statements

1 Accounting policies (continued)

Leases

On initial recognition, leases for assets that transfer substantially all the risks and rewards incident to the ownership to the Company (finance leases) are measured in the balance sheet at the lower of fair value and the present value of the future lease payments. In calculating the net present value, the interest rate implicit in the lease or the incremental borrowing rate is used as the discount factor. Assets held under finance leases are subsequently accounted for in the same way as the Company's other assets.

The capitalised residual lease liability is recognised in the balance sheet as a liability, and the interest element of the lease payment is recognised in the income statement over the term of the lease.

Impairment of non-current assets

The carrying amount of intangible assets, property, plant and equipment is assessed for impairment on an annual basis.

Impairment tests are conducted on assets or groups of assets when there is evidence of impairment. The carrying amount of impaired assets is reduced to the higher of the net selling price and the value in use (recoverable amount).

The recoverable amount is the higher of the net selling price of an asset and its value in use. The value in use is calculated as the present value of the expected net cash flows from the use of the asset or the group of assets and the expected net cash flows from the disposal of the asset or the group of assets after the end of the useful life.

Previously recognised impairment losses are reversed when the reason for recognition no longer exists. Impairment losses on goodwill are not reversed.

Inventories

Inventories are measured at cost in accordance with the weighted average price. Where the net realisable value is lower than cost, inventories are written down to this lower value. The net realisable value of inventories is calculated as the sales amount less costs of completion and costs necessary to effect the sale and is determined taking into account marketability, obsolescence and development in the expected selling price.

Goods for resale are measured at cost, which comprises the cost of acquisition plus delivery costs as well as other expenses directly attributable to the acquisition.

Receivables

Receivables are measured at amortised cost.

The Company has chosen IAS 39 as interpretation for impairment of financial receivables.

An impairment loss is recognised if there is objective evidence that a receivable or a group of receivables is impaired. If there is objective evidence that an individual receivable has been impaired, an impairment loss is recognised on an individual basis.

Receivables in respect of which there is no objective evidence of individual impairment are tested for objective evidence of impairment on a portfolio basis. The portfolios are primarily based on the debtors' domicile and credit ratings in line with the Company's risk management policy. The objective evidence applied to portfolios is determined based on historical loss experience.

Impairment losses are calculated as the difference between the carrying amount of the receivables and the present value of the expected cash flows, including the realisable value of any collateral received. The effective interest rate for the individual receivable or portfolio is used as discount rate.

Financial statements 1 April 2021 - 31 March 2022

Notes to the financial statements

1 Accounting policies (continued)

Prepayments

Prepayments recognised under "Assets" comprise prepaid expenses regarding subsequent financial reporting years.

Cash

Cash comprise cash deposits and cash in hand.

Equity

Proposed dividends

Dividend proposed for the year is recognised as a liability once adopted at the annual general meeting (declaration date). Dividends expected to be distributed for the financial year are presented as a separate item under "Equity".

Income taxes

Current tax payables and receivables are recognised in the balance sheet as the estimated income tax charge for the year, adjusted for prior-year taxes and tax paid on account.

Deferred tax is measured according to the liability method on all temporary differences between the carrying amount and the tax base of assets and liabilities. However, deferred tax is not recognised on temporary differences relating to goodwill which is not deductible for tax purposes and on office premises and other items where temporary differences, apart from business combinations, arise at the date of acquisition without affecting either profit/loss for the year or taxable income. Where alternative tax rules can be applied to determine the tax base, deferred tax is measured based on Management's intended use of the asset or settlement of the liability, respectively.

Deferred tax is measured according to the tax rules and at the tax rates applicable at the balance sheet date when the deferred tax is expected to crystallise as current tax. Deferred tax assets are recognised at the expected value of their utilisation; either as a set-off against tax on future income or as a set-off against deferred tax liabilities in the same legal tax entity. Changes in deferred tax due to changes in the tax rate are recognised in the income statement.

Liabilities

Current liabilities on not interest-bearing debt is measured at amortised cost corresponding to the nominal unpaid debt.

Lease liabilities

Lease liabilities are measured at the net present value of the remaining lease payments including any guaranteed residual value based on the interest rate implicit in the lease.

Financial statements 1 April 2021 - 31 March 2022

Notes to the financial statements

DKK	<u>2021/22</u>	<u>2020/21</u>
2 Staff costs		
Wages/salaries	9,901,056	8,294,626
Pensions	829,863	685,696
Other social security costs	263,061	216,874
	<u>10,993,980</u>	<u>9,197,196</u>
Average number of full-time employees	<u>21</u>	<u>20</u>
3 Tax for the year		
Estimated tax charge for the year	1,856,536	1,227,931
Deferred tax adjustments in the year	33,250	-7,046
Tax adjustments, prior years	7,452	0
	<u>1,897,238</u>	<u>1,220,885</u>
4 Intangible assets		
DKK		<u>Acquired intangible assets</u>
Cost at 1 April 2021		103,817
Cost at 31 March 2022		<u>103,817</u>
Impairment losses and amortisation at 1 April 2021		103,817
Impairment losses and amortisation at 31 March 2022		<u>103,817</u>
Carrying amount at 31 March 2022		<u>0</u>
Amortised over		<u>3 years</u>

Financial statements 1 April 2021 - 31 March 2022

Notes to the financial statements

5 Property, plant and equipment

DKK	Land and buildings	Plant and machinery	Other fixtures and fittings, tools and equipment	Total
Cost at 1 April 2021	5,418,425	3,001,085	2,555,835	10,975,345
Additions in the year	175,000	107,291	55,298	337,589
Disposals in the year	0	0	-13,021	-13,021
Cost at 31 March 2022	5,593,425	3,108,376	2,598,112	11,299,913
Impairment losses and depreciation at 1 April 2021	4,132,446	1,741,313	2,105,493	7,979,252
Amortisation/depreciation in the year	50,516	242,431	198,455	491,402
Reversal of amortisation/depreciation and impairment of disposals	0	0	-13,021	-13,021
Impairment losses and depreciation at 31 March 2022	4,182,962	1,983,744	2,290,927	8,457,633
Carrying amount at 31 March 2022	1,410,463	1,124,632	307,185	2,842,280
Property, plant and equipment include finance leases with a carrying amount totalling	0	0	300,932	300,932
Depreciated over	30 years	5-8 years	3-5 years	

DKK	2021/22	2020/21
6 Share capital		
Analysis of the share capital:		
4,000 shares of DKK 1,000.00 nominal value each	4,000,000	4,000,000
	4,000,000	4,000,000

The Company's share capital has remained DKK 4,000,000 over the past 5 years.

7 Contractual obligations and contingencies, etc.

Contingent liabilities

The Company has no contingent liabilities or other financial obligations at 31 March 2022.

8 Collateral

The Company has not placed any assets or other as security for loans at 31 March 2022.