

Kramp Danmark A/S

Kobbervej 6, DK-6900 Skjern

CVR no. 45 80 39 10

Annual report 2019

Approved at the Company's annual general meeting on 31 May 2020

Chairman:


.....
Christian G. Kattenhøj





Contents

Statement by the Board of Directors and the Executive Board	2
Independent auditor's report	3
Management's review	5
Financial statements 1 January - 31 December	11
Income statement	11
Balance sheet	12
Statement of changes in equity	14
Notes to the financial statements	15

Statement by the Board of Directors and the Executive Board

Today, the Board of Directors and the Executive Board have discussed and approved the annual report of Kramp Danmark A/S for the financial year 1 January - 31 December 2019.


The annual report is prepared in accordance with the Danish Financial Statements Act.

In our opinion, the financial statements give a true and fair view of the financial position of the Company at 31 December 2019 and of the results of the Company's operations for the financial year 1 January - 31 December 2019.

Further, in our opinion, the Management's review gives a fair review of the development in the Company's operations and financial matters and the results of the Company's operations and financial position.

We recommend that the annual report be approved at the annual general meeting.

Skjern, 28 April 2020
Executive Board:




Allan Pedersen

Board of Directors:

.....
Wessel Reinier Sloetjes
Chairman

.....
Mario Babic


.....
Allan Pedersen
.....
Bjarne Bach Jensen
.....
Lars Emil Pedersen

Statement by the Board of Directors and the Executive Board

Today, the Board of Directors and the Executive Board have discussed and approved the annual report of Kramp Danmark A/S for the financial year 1 January - 31 December 2019.

The annual report is prepared in accordance with the Danish Financial Statements Act.

In our opinion, the financial statements give a true and fair view of the financial position of the Company at 31 December 2019 and of the results of the Company's operations for the financial year 1 January - 31 December 2019.

Further, in our opinion, the Management's review gives a fair review of the development in the Company's operations and financial matters and the results of the Company's operations and financial position.


We recommend that the annual report be approved at the annual general meeting.

Skjern, 28 April 2020
Executive Board:

.....
Allan Pedersen

Board of Directors:

.....
Wessel Reinier Sloetjes
Chairman


.....
Mario Babic

.....
Allan Pedersen

.....
Bjarne Bach Jensen

.....
Lars Emil Pedersen

Statement by the Board of Directors and the Executive Board

Today, the Board of Directors and the Executive Board have discussed and approved the annual report of Kramp Danmark A/S for the financial year 1 January - 31 December 2019.

The annual report is prepared in accordance with the Danish Financial Statements Act.

In our opinion, the financial statements give a true and fair view of the financial position of the Company at 31 December 2019 and of the results of the Company's operations for the financial year 1 January - 31 December 2019.


Further, in our opinion, the Management's review gives a fair review of the development in the Company's operations and financial matters and the results of the Company's operations and financial position.

We recommend that the annual report be approved at the annual general meeting.

Skjern, 28 April 2020
Executive Board:

.....
Allan Pedersen

Board of Directors:


.....
Wessel Reinier Sløetjes
Chairman

.....
Mario Babic

.....
Allan Pedersen

.....
Bjarne Bach Jensen

.....
Lars Emil Pedersen

Independent auditor's report

To the shareholder of Kramp Danmark A/S

Opinion

We have audited the financial statements of Kramp Danmark A/S for the financial year 1 January - 31 December 2019, which comprise income statement, balance sheet, statement of changes in equity and notes, including accounting policies. The financial statements are prepared in accordance with the Danish Financial Statements Act.

In our opinion, the financial statements give a true and fair view of the financial position of the Company at 31 December 2019 and of the results of the Company's operations for the financial year 1 January - 31 December 2019 in accordance with the Danish Financial Statements Act.

Basis for opinion

We conducted our audit in accordance with International Standards on Auditing (ISAs) and the additional requirements applicable in Denmark. Our responsibilities under those standards and requirements are further described in the "Auditor's responsibilities for the audit of the financial statements" section of our report. We believe that the audit evidence we have obtained is sufficient and appropriate to provide a basis for our opinion.

Independence

We are independent of the Company in accordance with the International Ethics Standards Board for Accountants' Code of Ethics for Professional Accountants (IESBA Code) and the additional requirements applicable in Denmark, and we have fulfilled our other ethical responsibilities in accordance with these rules and requirements.

Management's responsibilities for the financial statements

Management is responsible for the preparation of financial statements that give a true and fair view in accordance with the Danish Financial Statements Act and for such internal control as Management determines is necessary to enable the preparation of financial statements that are free from material misstatement, whether due to fraud or error.

In preparing the financial statements, Management is responsible for assessing the Company's ability to continue as a going concern, disclosing, as applicable, matters related to going concern and using the going concern basis of accounting in preparing the financial statements unless Management either intends to liquidate the Company or to cease operations, or has no realistic alternative but to do so.

Auditor's responsibilities for the audit of the financial statements

Our objectives are to obtain reasonable assurance as to whether the financial statements as a whole are free from material misstatement, whether due to fraud or error and to issue an auditor's report that includes our opinion. Reasonable assurance is a high level of assurance, but is not a guarantee that an audit conducted in accordance with ISAs and the additional requirements applicable in Denmark will always detect a material misstatement when it exists. Misstatements can arise from fraud or error and are considered material if, individually or in the aggregate, they could reasonably be expected to influence the economic decisions of users taken on the basis of the financial statements.

As part of an audit conducted in accordance with ISAs and the additional requirements applicable in Denmark, we exercise professional judgement and maintain professional scepticism throughout the audit. We also:

- ▶ Identify and assess the risks of material misstatement of the financial statements, whether due to fraud or error, design and perform audit procedures responsive to those risks and obtain audit evidence that is sufficient and appropriate to provide a basis for our opinion. The risk of not detecting a material misstatement resulting from fraud is higher than for one resulting from error as fraud may involve collusion, forgery, intentional omissions, misrepresentations or the override of internal control.

Independent auditor's report

- ▶ Obtain an understanding of internal control relevant to the audit in order to design audit procedures that are appropriate in the circumstances, but not for the purpose of expressing an opinion on the effectiveness of the Company's internal control.
- ▶ Evaluate the appropriateness of accounting policies used and the reasonableness of accounting estimates and related disclosures made by Management.
- ▶ Conclude on the appropriateness of Management's use of the going concern basis of accounting in preparing the financial statements and, based on the audit evidence obtained, whether a material uncertainty exists related to events or conditions that may cast significant doubt on the Company's ability to continue as a going concern. If we conclude that a material uncertainty exists, we are required to draw attention in our auditor's report to the related disclosures in the financial statements or, if such disclosures are inadequate, to modify our opinion. Our conclusions are based on the audit evidence obtained up to the date of our auditor's report. However, future events or conditions may cause the Company to cease to continue as a going concern.
- ▶ Evaluate the overall presentation, structure and contents of the financial statements, including the note disclosures, and whether the financial statements represent the underlying transactions and events in a manner that gives a true and fair view.

We communicate with those charged with governance regarding, among other matters, the planned scope and timing of the audit and significant audit findings, including any significant deficiencies in internal control that we identify during our audit.

Statement on the Management's review

Management is responsible for the Management's review.

Our opinion on the financial statements does not cover the Management's review, and we do not express any form of assurance conclusion thereon.

In connection with our audit of the financial statements, our responsibility is to read the Management's review and, in doing so, consider whether the Management's review is materially inconsistent with the financial statements or our knowledge obtained during the audit, or otherwise appears to be materially misstated.

Moreover, it is our responsibility to consider whether the Management's review provides the information required under the Danish Financial Statements Act.


Based on the work we have performed, we conclude that the Management's review is in accordance with the financial statements and has been prepared in accordance with the requirements of the Danish Financial Statement Act. We did not identify any material misstatement of the Management's review.

Herning, 28 April 2020

ERNST & YOUNG

Godkendt Revisionspartnerselskab

CVR no. 30 70 02 28



Niels J. Jørgensen
State Authorised Public Accountant
mne8217



Management's review

Company details

Name	Kramp Danmark A/S
Address, Postal code, City	Kobbervej 6, DK-6900 Skjern
CVR no.	45 80 39 10
Established	4 April 1945
Registered office	Ringkøbing-Skjern
Financial year	1 January - 31 December
Website	www.kramp.com
Board of Directors	Wessel Reinier Sløetjes, Chairman Mario Babic Allan Pedersen Bjarne Bach Jensen Lars Emil Pedersen
Executive Board	Allan Pedersen
Auditors	Ernst & Young Godkendt Revisionspartnerselskab Industrivej Nord 9, 7400 Herning, Denmark

Management's review

Financial highlights

DKK'000	2019	2018	2017	2016	2015
Key figures					
Revenue	437,138	443,179	453,493	540,799	592,304
Gross profit	114,306	125,642	139,030	160,980	205,056
Profit before tax	12,327	20,769	22,166	33,826	44,957
Profit for the year	9,585	16,154	17,683	37,232	36,005
Balance sheet					
Total assets	184,888	247,799	253,584	444,626	460,563
Investment in property, plant and equipment	3,588	8,768	2,013	3,017	7,419
Share capital	20,000	20,000	20,000	20,000	20,000
Equity	82,879	112,613	95,525	264,280	326,825
Non-current liabilities	43,302	45,904	49,566	56,050	48,134
Current liabilities	58,707	89,282	108,493	124,296	119,408
Financial ratios					
Operating margin	2.9%	5.0%	5.4%	6.9 %	7.6 %
Gross margin	26.1%	28.4%	30.7%	29.8%	34.6%
Current ratio	123.8%	142.0%	120.3%	243.8%	243.6%
Equity ratio	44.8%	45.4%	37.7%	59.4%	71.0%
Return on equity	9.8%	15.5%	9.8%	12.6%	9.4%
Other					
Average number of employees	195	204	210	220	255

Financial ratios are calculated in accordance with the Danish Finance Society's recommendations. For terms and definitions, please see the accounting policies.

Management's review

Business review

Kramp Danmark A/S' principal activity is sale of spare and wearing parts, technical articles and accessories for agriculture and industry. The activities are carried out from the distribution center in Skjern. Kramp Danmark A/S is a part of Kramp Group.

Financial review

The Agricultural business was still challenged by effects from the weather in 2018 especially with decrease in wear parts. Activity in Agri in particular was lower than expected, and dealers reduced their stocks. The fourth quarter was challenged by massive rain, which made it difficult to both sow and harvest the late crops. We had a positive growth in some of the adjacent segments, as well as in our e-commerce business.

The co-ordination of processes with the parent company Kramp Groep B.V. means that the company is constantly evolving and adapting so that it always appears strong and prepared to effectively capitalize on market opportunities.

Kramp Danmark generated revenue in 2019 of DKK 437 million (2018: DKK 443 million), which is a decrease of 1.4% compared to 2018. Profit for the year amounted to DKK 10 million, which is considered satisfactory. At year-end, equity totaled DKK 83 million (2018: DKK 113 million).

Knowledge resources

Being a commercial and service business, the company's most important resources are the knowledge and know-how of employees. It is therefore of the utmost importance to maintain and develop employee skills in terms of products and the market, but also to maintain and develop managerial skills.

Through the Kramp Academy, Kramp Danmark A/S provides a comprehensive internal and external training program covering all employee groups in the company. In addition hereto, individual training and development is being highly prioritized.

Special risks

To the Management's discretion, no special risks apart from any generally occurring risks are incumbent on the company.

Impact on the external environment

The company has no environmental heavy production, and therefore no special environmental measures have been implemented.

Research and development activities

Since the company is predominantly selling commercial items, no actual research and development activities take place, but the company's range of products is being updated.

Foreign branches

The company has no foreign branches.

Management's review

Statutory CSR report

Sustainability

Being a commercial and service company with more than 200 employees, Kramp Danmark A/S' main social and environmental impact is related to health, safety and development of the employees and to reduce the environmental and climate footprint from suppliers and distribution centers. Therefore, the majority of the company's sustainability related efforts are focused on these two areas.

Human Rights

Policy

Kramp Danmark A/S is committed to support and respect the internationally proclaimed human rights as specified in the international bill of human rights and the core labor conventions of the International Labour Organization (ILO).

The human rights work of the company focuses on supply chain management, as this area poses the highest risk of negatively affecting human rights.

Risk, actions and results

The main risk of potentially violating human rights is considered to be within the supply chain of Kramp Danmark A/S. To minimize risks related to human rights, environmental conditions and corruption of suppliers, Kramp has developed a Code of Conduct that all suppliers must comply with. The Code of Conduct is a part of the standard supplier agreement.

In 2019 Kramp Danmark A/S has continued the process of sending the Code of Conduct to new suppliers. All of Kramp Danmark A/S' suppliers have received Kramp's Code of Conduct and 7.4% have signed the Code of Conduct.

Social & Labor Conditions

Policy

The employees in the company are the most important asset. Therefore, Kramp Danmark A/S is committed to support a safe and healthy work environment with reduced risk of work-related accidents and injuries. Furthermore, the company is convinced, that a high degree of diversity in management, sales, production, and development functions will create commercial, professional and social value. Working to increase diversity related to gender, age and cultural backgrounds at all levels in the organization is therefore also a focus area.

Risk, actions and results

Kramp Danmark A/S' main risks related to social and labor conditions are assessed to be related to the distribution centers, where there is a risk of work related accidents. To handle this risk and ensure systematic work to reduce the risk of occupational accidents, Kramp Danmark A/S has in 2019 continued working with special focus on nearby incidents. The company has a target of zero accidents and focuses on learning from nearby incidents to prevent future accidents. In 2019, a total of 5 nearby accidents were registered. Furthermore, Kramp Danmark introduced in 2019 a weekly workout program in the warehouse, in cooperation with the company's health care service provider. The goal is to increase focus on posture, working positions and personal wellbeing.

Management's review

Climate

Policy and risk

As a commercial and service company, Kramp Danmark A/S is aware of the natural footprint on the climate through its business activities. However, the company strives to minimize its climate impact by optimizing its energy efficiency and reducing CO2 emissions from own operations.

Actions and results

Kramp Danmark A/S has an ongoing focus on improvement projects, which has helped to reduce the environmental impact of business activities. In 2019, the remaining warehouse buildings as well as the canteen, has had LED lights installed. This has led to reduced energy consumption of the company.

Environment

Policy and risk

Kramp Danmark A/S strives to minimize its environmental footprint through a continuous focus on resource optimization in the distribution centers and operations. The environmental work focuses on waste handling processes as this is believed to be the area with the largest risk of negatively impacting the environment.

Actions and results

The company continuously works on minimizing waste and optimizing waste handling processes. In 2019, all plastic bags used in the warehouse has been replaced with a more environmentally friendly paper bag.

Furthermore, the company has started using air cushion fillings when sending goods from the warehouse, meaning more air and less plastic filling the boxes. This has resulted in a significant saving on the use of plastic in shipments. Finally, all Kramp logos on cardboard boxes are now printed with water color, as it is a more environmentally friendly alternative to more traditional ways of printing.

Anti-corruption

Policy and risk

Kramp Danmark A/S is committed to uphold a high degree of business ethics in all markets in which the company operates. This includes working against corruption in all its forms. Expectations regarding anti-corruption are specified in the Code of Conduct for employees, which all employees are expected to be familiar with and comply with. Employees do not receive payment, gifts or other forms of reimbursement from third parties that may affect or raise doubts about impartiality in connection with business decisions.

Actions and results

In Kramp Danmark A/S, the primary risks of corruption and unethical business conduct are considered to be within procurement, sales and logistics functions. This is mainly due to the on-going business activities of these functions, which require close contact with suppliers, customers, etc. To ensure that employees work out of Kramp Danmark A/S' principles, the company has an anti-corruption policy in the Code of Conduct as well as a reporting setup where employees can report behavior that does not comply with the Code of Conduct. The Code of Conduct is handed out to new employees during the onboarding process.

In 2019, the content of the Code of Conduct has been actively communicated to all employees. This is done using information screens and newsletters, and is expected to continue in 2020.

No breaches with the Code of Conduct has been identified in 2019.

Management's review

Account of the gender composition of Management

Kramp Danmark A/S is aware of the importance of promoting diversity at management level and within the Board of Directors. The company has a fixed gender composition target to maintain at least one of each gender among the members of the board of directors elected by the general meeting.

At the end of 2019, the board of directors, elected by the general meeting, consisted of three men and zero women. The target is, to have at least one woman nominated for the board of directors, elected by the general meeting, before the end of 2021 or at the next election, taking into account, that a woman with the necessary competencies and experience is found.

The target for women in the company's top management level is, that women represents at least 20% before the end of 2021.

To promote and increase the number of women in management, the company has set as a target, that all internal and external recruitments for open management positions includes at least one female candidate with the needed qualifications.

Events after the balance sheet date

The situation with the virus Covid-19 has not affected the company at the time for finalizing the annual report. The likelihood of an effect will depend on how long the virus will continue.

Besides the abovementioned, the financial year 2020 has until now developed according to plan, and the management is not aware of events occurring after the balance sheet date, which are expected to have material impact on the company's financial position or outlook.

Outlook

2020 will be a year of moderate growth in all segments for the company. Growth and profitability will be maintained and developed by continuous improvement focus, and by optimizing the company's warehouse facilities and exploiting synergies within the group.

Main commercial focus will be the implementation of new digital concepts within the Agri segment.

For 2020, we expect an increase in sales and profit.

Financial statements 1 January - 31 December

Income statement

Note	DKK'000	2019	2018
2	Revenue	437,138	443,179
	Cost of sales	-283,439	-273,711
3	Other operating income	1,969	1,240
	Other external expenses	-41,362	-45,066
	Gross profit	114,306	125,642
4	Staff costs	-90,016	-91,897
	Amortisation/depreciation and impairment of intangible assets and property, plant and equipment	-11,419	-11,756
	Profit before net financials	12,871	21,989
5	Financial income	1,809	2,217
6	Financial expenses	-2,353	-3,437
	Profit before tax	12,327	20,769
7	Tax for the year	-2,742	-4,615
	Profit for the year	9,585	16,154

Financial statements 1 January - 31 December

Balance sheet

Note	DKK'000	2019	2018
	ASSETS		
	Non-current assets		
8	Intangible assets		
	Acquired intangible assets	1,146	1,476
		<u>1,146</u>	<u>1,476</u>
9	Property, plant and equipment		
	Land and buildings	83,697	86,117
	Plant and machinery	23,606	30,064
	Fixtures and fittings, other plant and equipment	3,548	3,342
	Property, plant and equipment under construction	184	0
		<u>111,035</u>	<u>119,523</u>
	Total non-current assets	<u>112,181</u>	<u>120,999</u>
	Current assets		
11	Receivables		
	Trade receivables	56,641	60,892
	Receivables from group enterprises	9,434	58,971
	Corporation tax receivable	2,931	1,790
	Other receivables	258	376
10	Prepayments	310	1,643
		<u>69,574</u>	<u>123,672</u>
	Cash	3,133	3,128
	Total current assets	<u>72,707</u>	<u>126,800</u>
	TOTAL ASSETS	<u>184,888</u>	<u>247,799</u>

Financial statements 1 January - 31 December

Balance sheet

Note	DKK'000	2019	2018
	EQUITY AND LIABILITIES		
	Equity		
12	Share capital	20,000	20,000
	Other reserves	-4,208	-4,889
	Retained earnings	57,087	57,502
	Dividend proposed	10,000	40,000
	Total equity	<u>82,879</u>	<u>112,613</u>
13	Non-current liabilities		
14	Deferred tax	11,606	11,613
	Mortgage debt	29,631	34,291
	Other payables	2,065	0
	Total non-current liabilities	<u>43,302</u>	<u>45,904</u>
	Current liabilities		
	Mortgage debt	4,688	4,666
	Bank debt	14,288	21,607
	Trade payables	19,093	31,715
	Payables to group enterprises	47	7,037
	Other payables	20,591	24,257
	Total current liabilities	<u>58,707</u>	<u>89,282</u>
	Total liabilities	<u>102,009</u>	<u>135,186</u>
	TOTAL EQUITY AND LIABILITIES	<u><u>184,888</u></u>	<u><u>247,799</u></u>

- 1 Accounting policies
- 15 Contractual obligations and contingencies, etc.
- 16 Collateral
- 17 Currency and interest rate risks
- 18 Related parties
- 19 Fee to the auditors appointed by the Company in general meeting

Financial statements 1 January - 31 December

Statement of changes in equity

Note	DKK'000	Share capital	Other reserves	Retained earnings	Dividend proposed	Total
	Equity at 1 January 2018	20,000	-5,823	81,348	0	95,525
20	Transfer, see "Appropriation of profit"	0	0	-23,846	40,000	16,154
	Other value adjustments of equity	0	934	0	0	934
	Equity at 1 January 2019	20,000	-4,889	57,502	40,000	112,613
20	Transfer, see "Appropriation of profit"	0	0	-415	10,000	9,585
	Other value adjustments of equity	0	681	0	0	681
	Dividend distributed	0	0	0	-40,000	-40,000
	Equity at 31 December 2019	20,000	-4,208	57,087	10,000	82,879

Financial statements 1 January - 31 December

Notes to the financial statements

1 Accounting policies

The annual report of Kramp Danmark A/S for 2019 has been prepared in accordance with the provisions in the Danish Financial Statements Act applying to large reporting class C entities.

The accounting policies used in the preparation of the financial statements are consistent with those of last year.

Omission of a cash flow statement

With reference to section 86(4) of the Danish Financial Statements Act, no cash flow statement has been prepared. The Company's cash flows are reflected in the consolidated cash flow statement for the higher-ranking parent company KRAMP Groep B.V.

Reporting currency

The financial statements are presented in Danish kroner (DKK'000).

Intra-group business combinations

The book value method is applied to business combinations such as acquisition and disposal of investments, mergers, demergers, contributions of assets and share conversions, etc. in which entities controlled by the parent company are involved, provided that the combination is considered completed at the time of acquisition without any restatement of comparative figures. Differences between the agreed consideration and the carrying amount of the acquiree are recognised directly in equity.

Foreign currency translation

On initial recognition, transactions denominated in foreign currencies are translated at the exchange rate at the transaction date. Foreign exchange differences arising between the exchange rates at the transaction date and the date of payment are recognised in the income statement as financial income or financial expenses.

Receivables and payables and other monetary items denominated in foreign currencies are translated at the exchange rate at the balance sheet date. The difference between the exchange rates at the balance sheet date and the date at which the receivable or payable arose or was recognised in the most recent financial statements is recognised in the income statement as financial income or financial expenses.

Derivative financial instruments

On initial recognition, derivative financial instruments are recognised at cost in the balance sheet and are subsequently measured at fair value. Positive and negative fair values of derivative financial instruments are included in "Other receivables" and "Other payables", respectively.

Fair value adjustments of derivative financial instruments designated as and qualifying for recognition as a hedge of the fair value of a recognised asset or liability are recognised in the income statement along with changes in the fair value of the hedged asset or liability.

Fair value adjustments of derivative financial instruments designated as and qualifying for hedging of future assets or liabilities are recognised in other receivables or other payables, respectively, and in equity. If the hedged forecast transaction results in the recognition of assets or liabilities, amounts previously recognised in equity are transferred to the cost of the asset or liability, respectively. If the hedged forecast transaction results in income or expenses, amounts previously deferred in equity are transferred to the income statement in the period in which the hedged item affects the profit/loss for the year.

Financial statements 1 January - 31 December

Notes to the financial statements

1 Accounting policies (continued)

Income statement

Revenue

The Company has chosen IAS 11/IAS 18 as interpretation for revenue recognition.

Income from the sale of goods is recognised in revenue when the most significant rewards and risks have been transferred to the buyer and provided the income can be measured reliably and payment is expected to be received. The date of the transfer of the most significant rewards and risks is based on standardised terms of delivery based on Incoterms® 2010.

Revenue is measured at the fair value of the agreed consideration excluding VAT and taxes charged on behalf of third parties. All discounts and rebates granted are recognised in revenue.

Other operating income

Other operating income comprise items of a secondary nature relative to the Company's core activities, including gains on the sale of non-current assets.

Other external expenses

Other external expenses include the year's expenses relating to the Company's core activities, including expenses relating to distribution, sale, advertising, administration, premises, bad debts, payments under operating leases, etc.

Staff costs

Staff costs include wages and salaries, including compensated absence and pension to the Company's employees, as well as other social security contributions, etc. The item is net of refunds from public authorities.

Amortisation/depreciation

The item comprises amortisation/depreciation of intangible assets and property, plant and equipment.

The basis of amortisation/depreciation, which is calculated as cost less any residual value, is amortised/depreciated on a straight line basis over the expected useful life. The expected useful lives of the assets are as follows:

Acquired intangible assets	3-5 years
Buildings	25-50 years
Plant and machinery	5-10 years
Fixtures and fittings, other plant and equipment	3-7 years
Installations	7-10 years

Land is not depreciated.

Financial statements 1 January - 31 December

Notes to the financial statements

1 Accounting policies (continued)

Financial income and expenses

Financial income and expenses are recognised in the income statements at the amounts that concern the financial year. Net financials include interest income and expenses as well as allowances and surcharges under the advance-payment-of-tax scheme, etc.

Tax

The company is covered by the Danish rules on mandatory joint taxation of the Danish subsidiaries in the Kramp group. Consolidated entities are included in the joint taxation arrangement from the date at which they are included in the consolidated financial statements and up to the date when they are no longer consolidated.

Kramp Danmark acts as management company for the joint taxation arrangement and consequently settles all corporate income tax payments with the tax authorities.

On payment of joint taxation contributions, the Danish corporate income tax charge is allocated between the jointly taxed entities in proportion to their taxable income. Entities with tax losses receive joint taxation contributions from entities that have been able to use the tax losses to reduce their own taxable income.

Tax for the year, which comprises the current income tax charge, joint taxation contributions and deferred tax adjustments, including adjustments arising from changes in tax rates, is recognised in the income statement as regards the portion that relates to the profit/loss for the year and directly in equity as regards the portion that relates to entries directly in equity.

Balance sheet

Intangible assets

Other intangible assets include development projects and other acquired intangible rights, including software licences, distribution rights and development projects.

Other intangible assets are measured at cost less accumulated amortisation and impairment losses.

Property, plant and equipment

Items of property, plant and equipment are measured at cost less accumulated depreciation and impairment losses. Cost includes the acquisition price and costs directly related to the acquisition until the time at which the asset is ready for use.

Gains or losses are calculated as the difference between the selling price less selling costs and the carrying amount at the date of disposal. Gains and losses from the disposal of property, plant and equipment are recognised in the income statement as other operating income or other operating expenses.

Financial statements 1 January - 31 December

Notes to the financial statements

1 Accounting policies (continued)

Leases

The Company has chosen IAS 17 as interpretation for classification and recognition of leases.

Leases that do not transfer substantially all the risks and rewards incident to the ownership to the Company are classified as operating leases. Payments relating to operating leases and any other rent agreements are recognised in the income statement over the term of the lease. The Company's aggregate liabilities relating to operating leases and other rent agreements are disclosed under "Contingent liabilities".

Impairment of non-current assets

The carrying amount of intangible assets, property, plant and equipment and investments in subsidiaries and associates is assessed for impairment on an annual basis.

Impairment tests are conducted on assets or groups of assets when there is evidence of impairment. The carrying amount of impaired assets is reduced to the higher of the net selling price and the value in use (recoverable amount).

The recoverable amount is the higher of the net selling price of an asset and its value in use. The value in use is calculated as the present value of the expected net cash flows from the use of the asset or the group of assets and the expected net cash flows from the disposal of the asset or the group of assets after the end of the useful life.

Previously recognised impairment losses are reversed when the reason for recognition no longer exists. Impairment losses on goodwill are not reversed.

Receivables

Receivables are measured at amortised cost.

The Company has chosen IAS 39 as interpretation for impairment of financial receivables.

An impairment loss is recognised if there is objective evidence that a receivable or a group of receivables is impaired. If there is objective evidence that an individual receivable has been impaired, an impairment loss is recognised on an individual basis.

Receivables in respect of which there is no objective evidence of individual impairment are tested for objective evidence of impairment on a portfolio basis. The portfolios are primarily based on the debtors' domicile and credit ratings in line with the Company's risk management policy. The objective evidence applied to portfolios is determined based on historical loss experience.

Impairment losses are calculated as the difference between the carrying amount of the receivables and the present value of the expected cash flows, including the realisable value of any collateral received. The effective interest rate for the individual receivable or portfolio is used as discount rate.

Prepayments

Prepayments recognised under "Assets" comprise prepaid expenses regarding subsequent financial reporting years.

Cash

Cash comprise cash and short term securities which are readily convertible into cash and subject only to minor risks of changes in value.

Financial statements 1 January - 31 December

Notes to the financial statements

1 Accounting policies (continued)

Equity

Proposed dividends

Dividend proposed for the year is recognised as a liability once adopted at the annual general meeting (declaration date). Dividends expected to be distributed for the financial year are presented as a separate item under "Equity".

Income taxes

Current tax payables and receivables are recognised in the balance sheet as the estimated income tax charge for the year, adjusted for prior-year taxes and tax paid on account.

Deferred tax is measured according to the liability method on all temporary differences between the carrying amount and the tax base of assets and liabilities. However, deferred tax is not recognised on temporary differences relating to goodwill which is not deductible for tax purposes and on office premises and other items where temporary differences, apart from business combinations, arise at the date of acquisition without affecting either profit/loss for the year or taxable income. Where alternative tax rules can be applied to determine the tax base, deferred tax is measured based on Management's intended use of the asset or settlement of the liability, respectively.

Deferred tax is measured according to the tax rules and at the tax rates applicable at the balance sheet date when the deferred tax is expected to crystallise as current tax. Deferred tax assets are recognised at the expected value of their utilisation; either as a set-off against tax on future income or as a set-off against deferred tax liabilities in the same legal tax entity. Changes in deferred tax due to changes in the tax rate are recognised in the income statement.

As management company for all the entities in the joint taxation arrangement, the parent company is liable for payment of the subsidiaries' income taxes vis à vis the tax authorities as the subsidiaries pay their joint taxation contributions. Joint taxation contributions payable or receivable are recognised in the balance sheet as income tax receivables or payables.

Liabilities

Financial liabilities are recognised at the date of borrowing at the net proceeds received less transaction costs paid. On subsequent recognition, financial liabilities are measured at amortised cost, corresponding to the capitalised value, using the effective interest rate. Accordingly, the difference between the proceeds and the nominal value is recognised in the income statement over the term of the loan.

Other liabilities are measured at net realisable value.

Segment information

The allocation of revenue to activities and geographical markets is disclosed where these activities and markets differ significantly in the organisation of sales of goods and services.

Financial statements 1 January - 31 December

Notes to the financial statements

1 Accounting policies (continued)

Financial ratios

The financial ratios stated under "Financial highlights" have been calculated as follows:

Operating margin	$\frac{\text{Operating profit (EBIT)} \times 100}{\text{Revenue}}$
Gross margin ratio	$\frac{\text{Gross margin} \times 100}{\text{Revenue}}$
Current ratio	$\frac{\text{Current assets} \times 100}{\text{Current liabilities}}$
Equity ratio	$\frac{\text{Equity, year-end} \times 100}{\text{Total equity and liabilities, year-end}}$
Return on equity	$\frac{\text{Profit/loss after tax} \times 100}{\text{Average equity}}$

Financial statements 1 January - 31 December

Notes to the financial statements

DKK'000	2019	2018
2 Segment information		
Breakdown of revenue by business segment:		
Sale of goods and service, agro	294,515	301,785
Sale of goods and services, industry	142,623	141,394
	437,138	443,179
Breakdown of revenue by geographical segment:		
Sale of goods and services, Denmark	431,959	438,577
Sale of goods and service, abroad	5,179	4,602
	437,138	443,179
3 Other operating income		
Other operating income includes gains on the sale of fixed assets, rental income and re-invoicing of IT costs and administration fees to group entities.		
In addition, the item includes income from the lease of the Company's property to external lessees.		
DKK'000	2019	2018
4 Staff costs		
Wages/salaries	81,034	82,835
Pensions	6,816	6,918
Other social security costs	2,166	2,144
	90,016	91,897
Average number of full-time employees	195	204
Total remuneration to Management: 3.210 t.kr. By reference to section 98b(3), (ii), of the Danish Financial Statements Act, remuneration to Management for 2018 is not disclosed.		
DKK'000	2019	2018
5 Financial income		
Interest receivable, group entities	1,780	1,947
Other financial income	29	270
	1,809	2,217
6 Financial expenses		
Interest expenses, group entities	0	654
Other financial expenses	2,353	2,783
	2,353	3,437

Financial statements 1 January - 31 December

Notes to the financial statements

DKK'000	2019	2018			
7 Tax for the year					
Estimated tax charge for the year	2,941	3,664			
Deferred tax adjustments in the year	-199	951			
	<u>2,742</u>	<u>4,615</u>			
8 Intangible assets					
DKK'000		Acquired intangible assets			
Cost at 1 January 2019		46,927			
Additions		158			
Cost at 31 December 2019		<u>47,085</u>			
Impairment losses and amortisation at 1 January 2019		45,451			
Amortisation for the year		488			
Impairment losses and amortisation at 31 December 2019		<u>45,939</u>			
Carrying amount at 31 December 2019		<u>1,146</u>			
9 Property, plant and equipment					
DKK'000	Land and buildings	Plant and machinery	Fixtures and fittings, other plant and equipment	Property, plant and equipment under construction	Total
Cost at 1 January 2019	132,228	132,946	25,930	0	291,104
Additions	987	1,100	1,317	184	3,588
Disposals	0	-3,570	0	0	-3,570
Cost at 31 December 2019	<u>133,215</u>	<u>130,476</u>	<u>27,247</u>	<u>184</u>	<u>291,122</u>
Impairment losses and depreciation at 1 January 2019	46,111	102,882	22,588	0	171,581
Depreciation	3,407	6,410	1,111	0	10,928
Reversal of accumulated depreciation and impairment of assets disposed	0	-2,422	0	0	-2,422
Impairment losses and depreciation at 31 December 2019	<u>49,518</u>	<u>106,870</u>	<u>23,699</u>	<u>0</u>	<u>180,087</u>
Carrying amount at 31 December 2019	<u>83,697</u>	<u>23,606</u>	<u>3,548</u>	<u>184</u>	<u>111,035</u>

Note 16 provides more details on security for loans, etc. as regards property, plant and equipment.

Financial statements 1 January - 31 December

Notes to the financial statements

10 Prepayments

Prepayments include insurances (130 t.kr.) and other expenses relating to subsequent financial years.

11 Receivables

Out of the Company's total receivables, trade receivables totalling 0,- t.kr. and other receivables totalling 0,- t.kr. fall due for payment after more than one year after the balance sheet date.

12 Share capital

All shares are ranked equally.

The Company's share capital has remained DKK 20,000 thousand over the past 5 years.

13 Non-current liabilities

DKK'000	Total debt at 31/12 2019	Repayment, next year	Long-term portion	Outstanding debt after 5 years
Deferred tax	11,606	0	11,606	0
Mortgage debt	34,319	4,688	29,631	11,496
Other payables	2,065	0	2,065	0
	<u>47,990</u>	<u>4,688</u>	<u>43,302</u>	<u>11,496</u>

DKK'000	2019	2018
14 Deferred tax		
Deferred tax at 1 January	11,613	10,662
Adjustment for the year of deferred tax	-7	951
Deferred tax at 31 December	<u>11,606</u>	<u>11,613</u>
Deferred tax relates to:		
Intangible assets	252	325
Property, plant and equipment	11,354	11,311
Liabilities	0	-23
	<u>11,606</u>	<u>11,613</u>

15 Contractual obligations and contingencies, etc.

Other financial obligations

Rent and lease liabilities include a rent obligation totalling DKK 26 thousand in interminable rent agreements with remaining contract terms of 3 months. Furthermore, the Company has liabilities under operating leases for cars and IT equipment, totalling DKK 4,658 thousand, with remaining contract terms of 1-4 years. DKK 2,249 thousand is due within a year from the balance date.

Financial statements 1 January - 31 December

Notes to the financial statements

16 Collateral

As security for the Company's debt to mortgage, Land and buildings at a carrying amount of DKK 83.7 million at 31 December 2019 have been put up as security for debt to mortgage credit institutions, totalling DKK 34.3 million.

The company has provided a guarantee of payment for Kramp Groep B.V.'s bank engagement limited to EUR 40 million.

17 Currency and interest rate risks

Interest rate risks

The Group hedges interest rate risks through interest rate swaps whereby floating interest payments are rescheduled into fixed interest payments.

The fair value of the interest swap is DKK 5,395 thousand at balance date, the tax effect hereof is DKK 1,187 thousand, the principal amount is DKK 29,384 thousand. The value adjustment recognised in equity is DKK 4,208 thousand.

18 Related parties

Kramp Danmark A/S' related parties comprise the following:

Parties exercising control

<u>Related party</u>	<u>Domicile</u>	<u>Basis for control</u>
Kramp Groep B.V.	Breukelaarweg 33, NL-7050 AA Varsseveld, Netherlands	Ultimate parent company

Information about consolidated financial statements

<u>Parent</u>	<u>Domicile</u>	<u>Requisitioning of the parent company's consolidated financial statements</u>
Kramp Groep B.V.	Breukelaarweg 33, NL-7050 AA Varsseveld, Netherlands	For the consolidated financial statement contact KRAMP Danmark A/S

Related party transactions

Kramp Danmark A/S was engaged in the below related party transactions:

DKK'000	<u>2019</u>	<u>2018</u>
Purchase of goods from group enterprises	-245,044	-249,660
Fees paid to group enterprises	-38,415	-27,928
Fees sold to group enterprises	1,074	1,104
Financial income received from group enterprises	1,780	1,947
Financial expenses paid to group enterprises	0	-654
Payables to group enterprises	47	-7,037
Receivables from group enterprises	9,434	58,971

Financial statements 1 January - 31 December

Notes to the financial statements

19 Fee to the auditors appointed by the Company in general meeting

Audit fees are not disclosed with reference to section 96(3) of the Danish Financial Statements Act.
The fee is specified in the consolidated financial statements for KRAMP Group B.V.

DKK'000	<u>2019</u>	<u>2018</u>
20 Appropriation of profit		
Recommended appropriation of profit		
Proposed dividend recognised under equity	10,000	40,000
Retained earnings/accumulated loss	<u>-415</u>	<u>-23,846</u>
	<u>9,585</u>	<u>16,154</u>