

Better Energy Videbæk P/S

Gammel Kongevej 60, 14th floor


1850 Frederiksberg C

Business Registration No. 41949392

Annual Report

11 Dec. 2020 - 31 Dec. 2021

The annual report was presented and
adopted at the Annual General Meeting
on 9 May 2022



Ho Kei Au

Chair of the Annual General Meeting

Contents

Company information	3
Management's statement	4
Management's review	5
Income statement	6
Balance sheet	7
Statement of changes in equity	9
Notes	10
Accounting policies	11

Better Energy Videbæk P/S

Company information

Company	Better Energy Videbæk P/S Gammel Kongevej 60, 14th floor 1850 Frederiksberg C Business Registration No.: 41949392 Date of formation: 11 December 2020
Board of Directors	Mark Augustenborg Ødum Rasmus Lildholdt Kjær Ho Kei Au
Executive Board	Anders Knokgaard Nielsen, Director
General Partner	Better Energy Komplementar DK ApS

Management's statement

Today, the Executive Board and the Board of Directors have considered and adopted the annual report of Better Energy Videbæk P/S for the financial year 11 December 2020 - 31 December 2021.

The annual report is presented in accordance with the Danish Financial Statements Act.

In our opinion, the financial statements give a true and fair view of the assets, liabilities and financial position of Better Energy Videbæk P/S at 31 December 2021 and of the results of the company's operations for the financial year 11 December 2020 - 31 December 2021.


In our opinion, the management's review includes a true and fair account of the matters addressed in the review.

The conditions for not conducting an audit of the financial statements have been met.

We recommend that the annual report be adopted at the Annual General Meeting.


Frederiksberg, 9 May 2022

Executive Board




Anders Knokgaard Nielsen
Director


Board of Directors



Mark Augustenborg Ødum
Chairman



Rasmus Lildholdt Kjær
Board member



Ho Kei Au
Board member

Better Energy Videbæk P/S

Management's review

The company's principal activities

The purpose of Better Energy Videbæk P/S is directly or indirectly to acquire, own and operate solar parks as well as related activities.

Development in activities and financial matters

Better Energy Videbæk P/S's income statement of the financial year 11 December 2020 - 31 December 2021 shows a result of DKK 9.743 and the balance sheet at 31 December 2021 a balance sheet total of DKK 947.700 and an equity of DKK 409.743.

During 2021 progress was made in developing the future solar park. Capitalised expenses up until 31 December 2021 amount to DKK 758.160.

Better Energy Videbæk P/S

Income statement

	Note	11 Dec. 2020 - 31 Dec. 2021 DKK
Gross profit		-5.115
Operating profit		<u>-5.115</u>
Financial income	1	<u>14.858</u>
Profit from ordinary activities before tax		<u>9.743</u>
Profit		<u>9.743</u>
Proposed distribution of results		
Retained earnings		<u>9.743</u>
Distribution of profit		<u>9.743</u>

Better Energy Videbæk P/S

Balance sheet as of 31 December

	Note	2021 DKK
Assets		
Property, plant and equipment in progress	2	758.160
Property, plant and equipment		<u>758.160</u>
Fixed assets		<u>758.160</u>
Other receivables		189.540
Receivables		<u>189.540</u>
Current assets		<u>189.540</u>
Assets		<u>947.700</u>

Better Energy Videbæk P/S

Balance sheet as of 31 December

	Note	2021 DKK
Equity and liabilities		
Contributed capital		400.000
Retained earnings		9.743
Equity		409.743
Payables to group enterprises		537.957
Short-term liabilities other than provisions		537.957
Liabilities other than provisions		537.957
Equity and liabilities		947.700
Significant events occurring after end of reporting period	3	
Group relations	4	

Better Energy Videbæk P/S

Statement of changes in equity

	Contributed capital	Retained earnings	Total
Establishment 11 December 2020	400.000	0	400.000
Profit (loss)	<u>0</u>	<u>9.743</u>	<u>9.743</u>
Equity 31 December 2021	<u>400.000</u>	<u>9.743</u>	<u>409.743</u>

The company was established 11 December 2020 with a contributed capital of DKK 400.000.

Notes

	11 Dec. 2020 - 31 Dec. 2021
1. Financial income	
Financial income from group enterprises	14.858
	<u>14.858</u>
	2021
2. Property, plant and equipment in progress	
Additions for the year	758.160
Cost at the end of the year	<u>758.160</u>
Carrying amount at the end of the year	<u>758.160</u>

3. Significant events occurring after end of reporting period

No events have occurred after the balance sheet date to this date, which would influence the evaluation of this annual report.

4. Group relations

Name and registered office of the parent company preparing consolidated statements for the smallest group: Better Energy Holding A/S, Business Registration No. 31865883, Frederiksberg.

Accounting policies

Reporting class

The annual report of Better Energy Videbæk P/S for 11 Dec. 2020 - 31 Dec. 2021 has been presented in accordance with the provisions of the Danish Financial Statements Act applying to enterprises of reporting class B with addition of certain provisions for reporting class C.

As the financial year 11 Dec. 2020 - 31 Dec. 2021 is the company's first financial year, the financial statements with associated notes have been prepared without comparative figures from the previous year.

Reporting currency

The annual report is presented in Danish kroner (DKK).

Recognition and measurement

Assets are recognised in the balance sheet when it is probable as a result of a prior event that future economic benefits will flow to the company, and the value of the assets can be measured reliably.

Liabilities are recognised in the balance sheet when the company has a legal or constructive obligation as a result of a prior event, and it is probable that future economic benefits will flow out of the company, and the value of the liabilities can be measured reliably.

On initial recognition, assets and liabilities are measured at cost. Measurement subsequent to initial recognition is affected as described below for each financial statement item. Anticipated risks and losses that arise before the time of presentation of the annual report and that confirm or invalidate affairs and conditions existing at the balance sheet date are considered at recognition and measurement.

Income is recognised in the income statement when earned, whereas costs are recognised by the amounts attributable to this financial year.

Foreign currency translation

On initial recognition, foreign currency transactions are translated applying the exchange rate at the transaction date. Receivables, payables and other monetary items denominated in foreign currencies that have not been settled at the balance sheet date are translated using the exchange rate at the balance sheet date.

Exchange differences that arise between the rate at the transaction date and the one in effect at the payment date or the rate at the balance sheet date are recognised in the income statement as financial income or financial expenses. Property, plant and equipment, intangible assets, inventories and other non-monetary assets that have been purchased in foreign currencies are translated using historical rates.

Income statement

Gross profit/loss

The company has decided to aggregate certain items of the income statement in accordance with the provisions of Section 32 of the Danish Financial Statements Act.

Gross profit or loss comprises other external expenses.

Other external expenses

Other external expenses include expenses for operation and administration.

Financial income

Financial income comprises interest income, including interest income on receivables from group enterprises, amortisation of financial assets, payables and transactions in foreign currencies, fair value adjustments of financial interests as well as tax relief under the Danish Tax Prepayment Scheme etc.

Accounting policies

Balance sheet

Property, plant and equipment

Land and buildings, solar parks, tools and equipment and leasehold improvements are measured at cost less accumulated depreciation and impairment losses. Land is not depreciated.

Cost comprises the acquisition price, costs directly attributable to the acquisition and preparation costs of the asset until the time when it is ready to be put into operation.

For group-manufactured assets, cost comprises direct and indirect costs of materials, components, sub-suppliers and labor costs.

The basis of depreciation is cost less estimated residual value after the end of useful life. Straight-line depreciation is made on the basis of the following estimated useful lives of the assets:

Buildings:	50 years
Solar parks:	30 years
Tools and equipment:	3-8 years
Leasehold improvements	5 years

For leasehold improvements and assets subject to finance leases, the depreciation period cannot exceed the contract period. Estimated useful lives and residual values are reassessed annually.

Items of property, plant and equipment are written down to the lower of recoverable amount and carrying amount.

Receivables

Receivables are measured at amortised cost, usually equalling nominal value, less writedowns for bad and doubtful debts.

Liabilities

Other liabilities, comprising deposits, trade payables and other accounts payable, are measured at amortised cost, which usually corresponds to the nominal value.