

# Better Energy Nordals P/S

Gammel Kongevej 60, 14th floor

1850 Frederiksberg C

Business Registration No. 41949368

## Annual Report

11 Dec. 2020 - 31 Dec. 2021

The annual report was presented and  
adopted at the Annual General Meeting  
on 9 May 2022



---

Ho Kei Au  
Chair of the Annual General Meeting

**Contents**

Company information	3
Management's statement	4
Management's review	5
Income statement	6
Balance sheet	7
Statement of changes in equity	9
Notes	10
Accounting policies	11

## Better Energy Nordals P/S

### Company information

<b>Company</b>	Better Energy Nordals P/S Gammel Kongevej 60, 14th floor 1850 Frederiksberg C Business Registration No.: 41949368 Date of formation: 11 December 2020
<b>Board of Directors</b>	Mark Augustenborg Ødum Rasmus Lildholdt Kjær Ho Kei Au
<b>Executive Board</b>	Anders Knokgaard Nielsen, Director
<b>General Partner</b>	Better Energy Komplementar DK ApS

## Management's statement

Today, the Executive Board and the Board of Directors have considered and adopted the annual report of Better Energy Nordals P/S for the financial year 11 December 2020 - 31 December 2021.

The annual report is presented in accordance with the Danish Financial Statements Act.

In our opinion, the financial statements give a true and fair view of the assets, liabilities and financial position of Better Energy Nordals P/S at 31 December 2021 and of the results of the company's operations for the financial year 11 December 2020 - 31 December 2021.


In our opinion, the management's review includes a true and fair account of the matters addressed in the review.

The conditions for not conducting an audit of the financial statements have been met.

We recommend that the annual report be adopted at the Annual General Meeting.


Frederiksberg, 9 May 2022

### Executive Board




Anders Knokgaard Nielsen  
Director


### Board of Directors



Mark Augustenborg Ødum  
Chairman



Rasmus Lildholdt Kjær  
Board member



Ho Kei Au  
Board member

## **Better Energy Nordals P/S**

### **Management's review**

#### **The company's principal activities**

The purpose of Better Energy Nordals P/S is directly or indirectly to acquire, own and operate solar parks as well as related activities.

#### **Development in activities and financial matters**

Better Energy Nordals P/S's income statement of the financial year 11 December 2020 - 31 December 2021 shows a result of DKK 10.441 and the balance sheet at 31 December 2021 a balance sheet total of DKK 413.441 and an equity of DKK 410.441.

During 2021 progress was made in developing the future solar park. Capitalised expenses up until 31 December 2021 amount to DKK 324.000.

Better Energy Nordals P/S

Income statement

	Note	11 Dec. 2020 - 31 Dec. 2021 DKK
Gross profit		-5.115
Operating profit		<u>-5.115</u>
Financial income	1	<u>15.556</u>
Profit from ordinary activities before tax		<u>10.441</u>
Profit		<u>10.441</u>
<b>Proposed distribution of results</b>		
Retained earnings		<u>10.441</u>
Distribution of profit		<u>10.441</u>

Better Energy Nordals P/S

Balance sheet as of 31 December

	Note	2021 DKK
<b>Assets</b>		
Property, plant and equipment in progress	2	<u>324.000</u>
<b>Property, plant and equipment</b>		<u><b>324.000</b></u>
<b>Fixed assets</b>		<u><b>324.000</b></u>
Receivables from group enterprises		8.441
Other receivables		<u>81.000</u>
<b>Receivables</b>		<u><b>89.441</b></u>
<b>Current assets</b>		<u><b>89.441</b></u>
<b>Assets</b>		<u><b>413.441</b></u>

Better Energy Nordals P/S

Balance sheet as of 31 December

	Note	2021 DKK
<b>Equity and liabilities</b>		
Contributed capital		400.000
Retained earnings		10.441
<b>Equity</b>		<b>410.441</b>
Payables to group enterprises		3.000
<b>Short-term liabilities other than provisions</b>		<b>3.000</b>
<b>Liabilities other than provisions</b>		<b>3.000</b>
<b>Equity and liabilities</b>		<b>413.441</b>
Significant events occurring after end of reporting period	3	
Group relations	4	



## Better Energy Nordals P/S

### Statement of changes in equity

	Contributed capital	Retained earnings	Total
Establishment 11 December 2020	400.000	0	400.000
Profit (loss)	<u>0</u>	<u>10.441</u>	<u>10.441</u>
<b>Equity 31 December 2021</b>	<b><u>400.000</u></b>	<b><u>10.441</u></b>	<b><u>410.441</u></b>

The company was established 11 December 2020 with a contributed capital of DKK 400.000.

## Notes

	<b>11 Dec. 2020 - 31 Dec. 2021</b>
<b>1. Financial income</b>	
Financial income from group enterprises	15.556
	<u>15.556</u>
	<b>2021</b>
<b>2. Property, plant and equipment in progress</b>	
Additions for the year	324.000
<b>Cost at the end of the year</b>	<u>324.000</u>
<b>Carrying amount at the end of the year</b>	<u>324.000</u>

### **3. Significant events occurring after end of reporting period**

No events have occurred after the balance sheet date to this date, which would influence the evaluation of this annual report.

### **4. Group relations**

Name and registered office of the parent company preparing consolidated statements for the smallest group: Better Energy Holding A/S, Business Registration No. 31865883, Frederiksberg.

## **Accounting policies**

### **Reporting class**

The annual report of Better Energy Nordals P/S for 11 Dec. 2020 - 31 Dec. 2021 has been presented in accordance with the provisions of the Danish Financial Statements Act applying to enterprises of reporting class B with addition of certain provisions for reporting class C.

As the financial year 11 Dec. 2020 - 31 Dec. 2021 is the company's first financial year, the financial statements with associated notes have been prepared without comparative figures from the previous year.

### **Reporting currency**

The annual report is presented in Danish kroner (DKK).

### **Recognition and measurement**

Assets are recognised in the balance sheet when it is probable as a result of a prior event that future economic benefits will flow to the company, and the value of the assets can be measured reliably.

Liabilities are recognised in the balance sheet when the company has a legal or constructive obligation as a result of a prior event, and it is probable that future economic benefits will flow out of the company, and the value of the liabilities can be measured reliably.

On initial recognition, assets and liabilities are measured at cost. Measurement subsequent to initial recognition is affected as described below for each financial statement item. Anticipated risks and losses that arise before the time of presentation of the annual report and that confirm or invalidate affairs and conditions existing at the balance sheet date are considered at recognition and measurement.

Income is recognised in the income statement when earned, whereas costs are recognised by the amounts attributable to this financial year.

### **Foreign currency translation**

On initial recognition, foreign currency transactions are translated applying the exchange rate at the transaction date. Receivables, payables and other monetary items denominated in foreign currencies that have not been settled at the balance sheet date are translated using the exchange rate at the balance sheet date.

Exchange differences that arise between the rate at the transaction date and the one in effect at the payment date or the rate at the balance sheet date are recognised in the income statement as financial income or financial expenses. Property, plant and equipment, intangible assets, inventories and other non-monetary assets that have been purchased in foreign currencies are translated using historical rates.

## **Income statement**

### **Gross profit/loss**

The company has decided to aggregate certain items of the income statement in accordance with the provisions of Section 32 of the Danish Financial Statements Act.

Gross profit or loss comprises other external expenses.

### **Other external expenses**

Other external expenses include expenses for operation and administration.

### **Financial income**

Financial income comprises interest income, including interest income on receivables from group enterprises, amortisation of financial assets, payables and transactions in foreign currencies, fair value adjustments of financial interests as well as tax relief under the Danish Tax Prepayment Scheme etc.

## Accounting policies

### Balance sheet

#### Property, plant and equipment

Land and buildings, solar parks, tools and equipment and leasehold improvements are measured at cost less accumulated depreciation and impairment losses. Land is not depreciated.

Cost comprises the acquisition price, costs directly attributable to the acquisition and preparation costs of the asset until the time when it is ready to be put into operation.

For group-manufactured assets, cost comprises direct and indirect costs of materials, components, sub-suppliers and labor costs.

The basis of depreciation is cost less estimated residual value after the end of useful life. Straight-line depreciation is made on the basis of the following estimated useful lives of the assets:

Buildings:	50 years
Solar parks:	30 years
Tools and equipment:	3-8 years
Leasehold improvements	5 years

For leasehold improvements and assets subject to finance leases, the depreciation period cannot exceed the contract period. Estimated useful lives and residual values are reassessed annually.

Items of property, plant and equipment are written down to the lower of recoverable amount and carrying amount.

#### Receivables

Receivables are measured at amortised cost, usually equalling nominal value, less writedowns for bad and doubtful debts.

#### Liabilities

Financial liabilities are recognised initially at the proceeds received net of transaction expenses incurred. In subsequent periods, financial liabilities are measured at amortised cost, corresponding to the capitalised value using the effective interest method, so that the difference between the proceeds and the nominal value is recognised in the Income Statement over the life of the financial instrument.

Other liabilities, comprising deposits, trade payables and other accounts payable, are measured at amortised cost, which usually corresponds to the nominal value.