


# **D Studio Copenhagen ApS**

Kuglegårdsvej 13  
1434 Copenhagen K

**CVR no. 41 81 38 65**

## **Annual report 2022**

Adopted at the annual general meeting on 30 / 06 2023



---

Kristoffer Mejborn  
chairman

## Contents

	<b><u>Page</u></b>
Statement by Management on the annual report	1
Independent auditor's report	2
Company details	4
Management's review	5
Income statement for 2022	6
Balance sheet at 31.12.2022	7
Statement of changes in equity for 2022	9
Notes	10
Accounting policies	12

## Statement by management on the annual report

The executive board has today discussed and approved the annual report of D Studio Copenhagen ApS for the financial year 1 January - 31 December 2022.

The annual report is prepared in accordance with the Danish Financial Statements Act.

In our opinion, the financial statements give a true and fair view of the company's financial position at 31 December 2022 and of the results of the company's operations for the financial year 1 January - 31 December 2022.

In our opinion, management's review includes a fair review of the matters dealt with in the management's review.

Management recommends that the annual report should be approved by the company in general meeting.


Copenhagen, 30/06 2023

### Executive board

Søren Mygind Eskildsen  
CEO



Gilberto Negrini  
director



Gianni Fortuna  
director



## **Independent auditor's report**

### **To the shareholders of D Studio Copenhagen ApS**

#### **Conclusion**

We have performed an extended review of the financial statements of D Studio Copenhagen ApS for the financial year 1 January – 31 December 2022, which comprise income statement, balance sheet, statement of changes in equity and notes, including policies. The financial statements are prepared in accordance with the Danish Financial Statements Act.

Based on the work performed, in our opinion, the financial statements give a true and fair view of the Company's financial position at 31 December 2022 and of the results of the Company's operations for the financial year 1 January – 31 December 2022 in accordance with the Danish Financial Statements Act.

#### **Basis for conclusion**

We conducted our extended review in accordance with the Danish Business Authority's Assurance Standard for Small Enterprises and FSR – Danish Auditors' standard on extended review of financial statements prepared in accordance with the Danish Financial Statements Act. Our responsibilities under those standards and requirements are further described in the "Auditor's responsibilities for the extended review of the financial statements" section of our report. We believe that the evidence we have obtained is sufficient and appropriate to provide a basis for our conclusion.

#### **Independence**

We are independent of the Company in accordance with the International Ethics Standards Board for Accountants' International Code of Ethics for Professional Accountants (IESBA Code) and the additional ethical requirements applicable in Denmark, and we have fulfilled our other ethical responsibilities in accordance with these requirements and the IESBA Code.

#### **Management's responsibilities for the financial statements**

Management is responsible for the preparation of financial statements, that give a true and fair view in accordance with the Danish Financial Statements Act and for such internal control as management determines is necessary to enable the preparation of the financial statements that are free from material misstatement, whether due to fraud or error.

In preparing the financial statements, management is responsible for assessing the company's ability to continue as a going concern, disclosing, as applicable, matters related to going concern and using the going concern basis of accounting in preparing the financial statements unless management either intends to liquidate the company or to cease operations, or has no realistic alternative but to do so.

## **Independent auditor's report**

### **Auditor's responsibilities for the audit of the financial statements**

Our responsibility is to express a conclusion on the financial statements. This requires that we plan and perform procedures to obtain limited assurance for our conclusion on the financial statements and perform specifically required supplementary procedures to obtain additional assurance for our conclusion.

An extended review comprises procedures that primarily consist of making enquiries of Management and others within the entity, as appropriate, analytical procedures and the specifically required supplementary procedures as well as evaluation of the evidence obtained.

The procedures performed in an extended review are less than those performed in an audit, and accordingly, we do not express an audit opinion on the financial statements.

### **Statement on the Management's review**

Management is responsible for the Management's review.

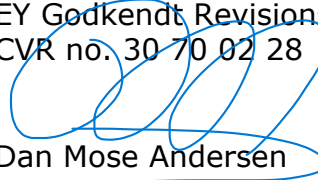
Our conclusion on the financial statements does not cover the Management's review, and we do not express any form of assurance conclusion thereon.

In connection with our extended review of the financial statements, our responsibility is to read the Management's review and, in doing so, consider whether the Management's review is materially inconsistent with the financial statements or our knowledge obtained during the extended review, or otherwise appears to be materially misstated.

Moreover, it is our responsibility to consider whether the Management's review provides the information required under the Danish Financial Statements Act.

Based on the work we have performed, we conclude that the Management's review is in accordance with the financial statements and has been prepared in accordance with the requirements of the Danish Financial Statements Act. We did not identify any material misstatement of the Management's review.

Esbjerg, 30 / 6 2023  
EY Godkendt Revisionspartnerselskab  
CVR no. 30 70 02 28

  
Dan Mose Andersen  
State Authorised Public Accountant  
mne35406

## Company details

### The company

D Studio Copenhagen ApS  
Kuglegårdsvej 13  
DK-1434 Copenhagen K  
CVR no.: 41 81 38 65

Reporting period: 1 January - 31 December 2022

### Executive board

Søren Mygind Eskildsen, CEO  
Gilberto Negrini, director  
Gianni Fortuna, director

### Auditors

EY Statsautoriseret Revisionspartnerselskab  
Bavnehøjvej 5  
DK-6700 Esbjerg

### Consolidated financial statements

The company is included in the consolidated financial statements of the parent company International Design Group S.p.A

The consolidated financial statement can be obtained from [www.cvr.dk](http://www.cvr.dk).

## **Management's review**

### **Business review**

The company's main activity is to display and sell high-end furniture and lamps ect. manufactured by group companies owned by Design Holding S.p.A. – this includes B&B Italia, Maxalto, Arclinea, Louis Poulsen and Flos.

### **Financial review**

The company's income statement for the year ended 31 December 2022 shows a deficit of TDKK -7.276, and the balance sheet at 31 December 2022 shows equity of TDKK 6.942.

In March 2022 an intercompany loan from International Design Group S.p.A. of TDKK 26.028 (EURk 3.500) has been converted into equity.

### **Significant events occurring after the end of the financial year**

After the balance sheet date it has been announced that the main activities of the company will be closed. From July 1<sup>st</sup> the activities are reduced to subleasing activities of the company's rented facility.

Besides the above no events have occurred after the balance sheet date which could significantly affect the company's financial position.

In addition, we refer to note 7 in the financial statement.

## Income statement for 2022

		2022	26 Oct 2020 - 31 Dec 2021
	Notes	TDKK	TDKK
<b>Gross profit/loss</b>		<b>-4.435</b>	<b>-9.989</b>
Staff costs	1	-2.164	-3.648
Depreciations		-2.313	-987
<b>Profit before financial income and expenses</b>		<b>-8.912</b>	<b>-14.624</b>
Financial expenses	2	-487	-636
<b>Profit / loss before tax</b>		<b>-9.399</b>	<b>-15.260</b>
Tax on profit/loss for the year	3	2.123	3.357
<b>Profit / loss for the year</b>		<b>-7.276</b>	<b>-11.903</b>
<b>Distribution of profit</b>			
Retained earnings		-7.276	-11.903
		<b>-7.276</b>	<b>-11.903</b>



**Balance sheet at 31.12.2022**

	<u>Notes</u>	<u>2022 TDKK</u>	<u>2021 TDKK</u>
<b>Assets</b>			
Software and licenses		<u>167</u>	<u>253</u>
<b>Intangible assets</b>	4	<u><b>167</b></u>	<u><b>253</b></u>
Fixtures and fittings, tools and equipment		1.698	2.341
Leasehold improvements		<u>5.774</u>	<u>7.357</u>
<b>Property, plant and equipment</b>	5	<u><b>7.472</b></u>	<u><b>9.698</b></u>
<b>Total non-current assets</b>		<u><b>7.639</b></u>	<u><b>9.951</b></u>
Finished goods and goods for resale		<u>4.250</u>	<u>3.687</u>
<b>Inventories</b>		<u><b>4.250</b></u>	<u><b>3.687</b></u>
Trade receivables		0	405
Other receivables		1.411	1.776
Income tax receivables		5.751	3.667
Prepayments		<u>1.638</u>	<u>1.563</u>
<b>Receivables</b>		<u><b>8.800</b></u>	<u><b>7.411</b></u>
Cash		<u><b>7.527</b></u>	<u><b>9.073</b></u>
<b>Total current assets</b>		<u><b>20.577</b></u>	<u><b>20.171</b></u>
<b>Total assets</b>		<u><u><b>28.216</b></u></u>	<u><u><b>30.122</b></u></u>

**Balance sheet at 31.12.2022**

	<u>Notes</u>	<u>2022 TDKK</u>	<u>2021 TDKK</u>
<b>Equity and liabilities</b>			
Share capital		40	40
Retained earnings		6.862	-11.903
<b>Equity</b>		<u><b>6.902</b></u>	<u><b>-11.863</b></u>
Provision for deferred tax		271	310
<b>Provisions</b>		<u><b>271</b></u>	<u><b>310</b></u>
Loan from group enterprises		3.718	29.746
<b>Total non-current liabilities</b>		<u><b>3.718</b></u>	<u><b>29.746</b></u>
Trade payables		2.400	2.491
Trade payables to group enterprises		12.375	6.893
Prepayments from customers		1.910	980
Other payables		640	1565
<b>Total current liabilities</b>		<u><b>17.325</b></u>	<u><b>11.929</b></u>
<b>Total liabilities</b>		<u><b>21.043</b></u>	<u><b>41.675</b></u>
<b>Total equity and liabilities</b>		<u><b>28.216</b></u>	<u><b>30.122</b></u>

Contingent liabilities 6

Significant events occurring after the end of the financial year 7

**Statement of changes in equity for 2022**

	<b>Share Capital</b>	<b>Retained</b>	<b>Total</b>
	<b>TDKK</b>	<b>earnings</b>	<b>TDKK</b>
		<b>TDKK</b>	
Equity beginning of year	40	-11.903	-11.863
Capital decrease	-40	40	0
Capital increase	40	26.001	26.041
Net profit/loss for the year	0	-7.276	-7.276
<b>Equity end of year</b>	<b>40</b>	<b>6.862</b>	<b>6.902</b>

## Notes

	<b>2022</b>	<b>26 Oct 2020 - 31 Dec 2021</b>
<b>1. Staff costs</b>		
Wages and Salaries	1.901	3.004
Pensions	172	194
Social security costs	91	450
	<b>2.164</b>	<b>3.648</b>
 Average number of employees	 <b>4</b>	 <b>5</b>
<b>2. Financial expenses</b>		
Financial expenses, group entities	412	584
Other financial costs	75	52
	<b>487</b>	<b>636</b>
<b>3. Tax on profit / loss for the year</b>		
Prior year's taxes	-55	0
Current tax for the year	-2.029	-3.667
Adjustment of deferred tax	-39	310
	<b>-2.123</b>	<b>-3.357</b>
<b>4. Intangible assets</b>		<b>Software and licenses</b>
Cost at 1 January		261
Additions		0
Disposals		0
<b>Cost at 31 December</b>		<b>261</b>
Depreciation at 1 January		7
Depreciation for the year		87
<b>Depreciation at 31 December</b>		<b>94</b>
 <b>Carrying amount at 31 December</b>		 <b>167</b>

## Notes

### 5. Property, plant and equipment

	<b>Fixtures and fittings, tools and equipment</b>	<b>Leasehold improve- ments</b>
Cost at 1 January	2.763	7.914
Additions	0	0
Disposals	0	0
<b>Cost at 31 December</b>	<b>2.763</b>	<b>7.914</b>
Depreciation at 1 January	422	557
Depreciation for the year	643	1.583
<b>Depreciation at 31 December</b>	<b>1.065</b>	<b>2.140</b>
<b>Carrying amount at 31 December</b>	<b>1.698</b>	<b>5.774</b>

### 6. Contingent liabilities

The company is jointly taxed with other Danish companies in the group. As a group company, the company has joint and several unlimited liability for Danish corporation taxes and withholding taxes on dividends, interest and royalty in the joint taxation unit.

The company has entered rent- and leaseagreements with a remaning obligation in the contract period which amounts to DKK 22,770 thousand. DKK 5,581 thousand is falling due within 12 months.

### 7. Significant events occurring after the end of the financial year

After the balance sheet date it has been announced that the main activities of the company will be closed. From July 1st the activities are reduced to subleasing activities of the company's rented facility.

Besides the above no events have occurred after the balance sheet date which could significantly affect the company's financial position.

## **Accounting policies**

The annual report of D Studio Copenhagen ApS for 2022 has been prepared in accordance with the provisions of the Danish Financial Statements Act applying to enterprises of reporting class B, as well as selected provisions as regards larger entities.

The accounting policies applied to the financial statements are consistent with those applied last year.

The annual report for 2022 is presented in TDKK.

## **Basis of recognition and measurement**

Income is recognized in the income statement as earned, including value adjustments of financial assets and liabilities. All expenses, including amortization, depreciation and impairment losses, are also recognized in the income statement.

Assets are recognized in the balance sheet when it is probable that future economic benefits will flow to the company and the value of the asset can be measured reliably.

Liabilities are recognized in the balance sheet when it is probable that future economic benefits will flow from the company and the value of the liability can be measured reliably.

On initial recognition, assets and liabilities are measured at cost. On subsequent recognition, assets and liabilities are measured as described below for each individual accounting item.

Certain financial assets and liabilities are measured at amortized cost using the effective interest method. Amortized cost is calculated as the historic cost less any installments and plus/less the accumulated amortization of the difference between the cost and the nominal amount.

On recognition and measurement, allowance is made for predictable losses and risks which occur before the annual report is presented and which confirm or invalidate matters existing at the balance sheet date.

## **Income statement**

### **Revenue**

The Company has chosen IAS 11/ IAS 18 as interpretation for revenue recognition.

Revenue is measured at the fair value of the agreed consideration excluding VAT and taxes charged on behalf of third parties. All discounts and rebates granted are recognized in revenue.

### **Gross profit/Gross loss**

In pursuance of section 32 of the Danish Financial Statements Act, the company does not disclose its revenue.

Gross profit/Gross loss reflects an aggregation of revenue, changes in inventories of finished goods and work in progress and other operating income less costs of raw materials and consumables and other external expenses.

## Accounting policies

### Other external expenses

Other external expenses include expenses related to distribution, sale, advertising, administration, premises, bad debts, payments under operating leases, etc.

### Staff costs

Staff costs comprise wages and salaries, including holiday allowance and pensions, and other social security costs, etc., for the Company's employees. Refunds received from public authorities are deducted from staff costs.

### Depreciation

The item comprises depreciation of property, plant and equipment and intangible assets. The basis of depreciation, which is calculated as cost less any residual value, is depreciated on a straight line basis over the expected useful life.

### Financial income and expenses

Financial income and expenses are recognized in the income statement at the amounts relating to the financial year. Net financials include interest income and expenses, financial expenses relating to finance leases, realized and unrealized capital/exchange gains and losses on securities and foreign currency transactions, amortization of mortgage loans and surcharges and allowances under the advance-payment-of-tax scheme, etc.

### Tax on profit/loss for the year

Tax for the year, which comprises the current tax charge for the year and changes in the deferred tax charge, is recognized in the income statement as regards the portion that relates to the profit/loss for the year and directly in equity as regards the portion that relates to entries directly in equity.

## Balance sheet

### Intangible assets

On initial recognition, intangible assets are measured at cost. Amortization is made over the estimated economic life without the determination of a residual value.

Straight-line depreciation is made on the basis of 3 years useful lives of the asset.

### Property, plant and equipment

On initial recognition, items of property, plant and equipment are measured at cost.

Plant and machinery as well as fixtures and fittings and equipment are subsequently measured at cost less accumulated depreciation. Land is not depreciated.

Depreciation is based on the residual value of the asset after the end of the useful life and is reduced by impairment losses, if any. The depreciation period and the residual value are determined at the acquisition date and are reassessed annually. Where the residual value exceeds the carrying amount of the asset, no further depreciation charges are recognized.

The basis of depreciation is cost less estimated residual value after the end of useful life. Straight-line depreciation is made on the basis of the following estimated useful lives of the assets:

Other fixtures and fittings, tools and equipment	3-5 years
Leasehold improvements	5 years

## Accounting policies

In case of changes in the depreciation period or the residual value, the effect on the depreciation charges is recognized prospectively as a change in accounting estimates. Cost comprises the purchase price and any costs directly attributable to the acquisition until the date when the asset is available for use.

Individual components of property, plant and equipment that have different useful lives are accounted for as separate items, which are depreciated separately.

### Impairment of fixed assets

The carrying amount of investments in subsidiaries is tested for impairment, on an annual basis.

Where there is evidence of impairment, an impairment test is performed for each individual asset or group of assets, respectively. The carrying amount of impaired assets is reduced to the higher of the net selling price and the value in use (recoverable amount).

The recoverable amount is the higher of the net selling price and the value in use. The value in use is determined as the present value of the anticipated net cash flows from the use of the asset or group of assets and the anticipated net cash flows from the disposal of the asset or group of assets after the end of their useful life.

### Receivables

Receivables are measured at amortized cost.

Write-down for bad and doubtful debts is made when there is objective evidence that a receivable or a portfolio of receivables has been impaired. If there is objective evidence that an individual receivable has been impaired, an impairment loss is recognized on an individual basis.

The Company has chosen IAS 39 as interpretation for revenue recognition.

### Inventories

Inventories are measured at cost in accordance with the FIFO method. Where the net realizable value is lower than cost, inventories are written down to this lower value.

Goods for resale and raw materials and consumables are measured at cost, comprising purchase price plus delivery costs.

Finished goods and work in progress are measured at cost, comprising the cost of raw materials, consumables, direct wages and salaries as well as direct production costs. Production overheads and borrowing costs are not included in cost.

The net realizable value of inventories is determined as the selling price less costs of completion and costs incurred to effect the sale, taking into account marketability, obsolescence and developments in the expected selling price.



## **Accounting policies**

### **Prepayments**

Prepayments recognized under 'Current assets' comprises expenses incurred concerning subsequent financial years.

### **Cash**

Cash comprises cash in hand and bank deposits.

### **Income tax and deferred tax**

Current tax liabilities and current tax receivables are recognized in the balance sheet as the estimated tax on the taxable income for the year, adjusted for tax on the taxable income for previous years and tax paid on account.

Deferred tax is measured according to the liability method in respect of temporary differences between the carrying amount of assets and liabilities and their tax base, calculated on the basis of the planned use of the asset and settlement of the liability, respectively.

Deferred tax assets, including the tax base of tax losses allowed for carry forward, are measured at the value to which the asset is expected to be realized, either as a set-off against tax on future income or as a set-off against deferred tax liabilities within the same legal tax entity. Any deferred net tax assets are measured at net realizable value.

### **Liabilities**

Liabilities, which include trade payables, payables to group entities and other payables, are measured at amortized cost, which is usually equivalent to nominal value.

### **Foreign currency translation**

On initial recognition, foreign currency transactions are translated applying the exchange rate at the transaction date. Foreign exchange differences arising between the exchange rates at the transaction date and at the date of payment are recognized in the income statement as financial income or financial expenses. If foreign currency transactions are considered cash flow hedges, the value adjustments are taken directly to equity.