

Saga VIII EUR K/S

c/o Plesner Advokatpartnerselskab

Amerika Plads 37

2100 Copenhagen Ø

Registration no. 41 65 43 17

AIF-no. 24715

Annual Report

1 October 2022 – 30 September 2023

Approved at the partnership's annual general meeting

on 29 January 2024

Chairman

Contents

Fund summary	2
Management's statement on the annual report	3
Independent auditor's report	4
Management's review	6
Financial statements for the period 1 October – 30 September	8
Accounting policies	8
Income statement.....	11
Balance sheet	12
Statement of changes in limited partners' capital	13
Cash flow statement.....	14
Notes	15

Fund summary

Name	Saga VIII EUR K/S
Address, Zip code, city	c/o Plesner Advokatpartnerselskab Amerika Plads 37 2100 Copenhagen Ø
Registration no.	41 65 43 17
AIF-no.	24715
Established	04 September 2020
Registered office	Copenhagen
Financial year	1 October - 30 September
Management	General Partner: Saga VIII GP ApS with Karsten Sivebæk Knudsen Simon Krogh
Auditors	EY Godkendt Revisionspartnerselskab Dirch Passers Allé 36 2000 Frederiksberg Denmark
Depositary	PEA Depositary Services ApS (FT-no. 25701)
Manager	Saga Private Equity ApS (FT-no. 23133) Website: www.saga-pe.com

Main and key figures

EUR 1,000	2022/23	2021/22	2020/21
Gains/losses on portfolio funds' investments	52,150	19,816	-478
Operating profit/losses	50,573	17,992	-1,967
Net financial income and expenses	-1,012	-235	-71
Profit/loss	49,561	17,757	-2,038
Total assets	237,067	136,338	37,296
Total limited partners' capital	196,633	99,013	37,183
Investments in portfolio funds	236,559	135,965	36,970
Performance ratio*	1.49	1.19	0.95

* Accumulated distributions and capital account end period/accumulated paid-in capital

Management's statement on the annual report

The Management have today discussed and approved the annual report of Saga VIII EUR K/S for the financial year 1 October 2022 - 30 September 2023.

The annual report has been prepared in accordance with the Danish Financial Statements Act.

In our opinion, the financial statements give a true and fair view of the partnership's financial position at 30 September 2023 and of the results of its operations for the financial year 1 October 2022 - 30 September 2023.

Furthermore, in our opinion, the Management's review includes a fair review of the developments in the partnership's activities and financial matters.

We recommend that the annual report be approved at the annual general meeting.

Copenhagen, 19 December 2023

Management:

General Partner, Saga VIII GP ApS

Karsten Sivebæk Knudsen

Simon Krogh

Independent auditor's report

To the limited partners of Saga VIII EUR K/S

Opinion

We have audited the financial statements of Saga VIII EUR K/S for the financial year 1 October 2022 - 30 September 2023, which comprise accounting policies, income statement, balance sheet, statement of changes in limited partners' capital, cash flow statement and notes. The financial statements are prepared in accordance with the Danish Financial Statements Act.

In our opinion, the financial statements give a true and fair view of the financial position of the partnership at 30 September 2023, and of the results of the partnership's operations for the financial year 1 October 2022 – 30 September 2023, in accordance with the Danish Financial Statements Act.

Basis for opinion

We conducted our audit in accordance with International Standards on Auditing (ISAs) and additional requirements applicable in Denmark. Our responsibilities under those standards and requirements are further described in the "Auditor's responsibilities for the audit of the financial statements" section of our report. We believe that the audit evidence we have obtained is sufficient and appropriate to provide a basis for our opinion.

Independence

We are independent of the partnership in accordance with the International Ethics Standards Board for Accountants' International Code of Ethics for Professional Accountants (IESBA Code) and the additional ethical requirements applicable in Denmark, and we have fulfilled our other ethical responsibilities in accordance with these requirements and the IESBA Code.

Management's responsibilities for the financial statements

Management is responsible for the preparation of financial statements that give a true and fair view in accordance with the Danish Financial Statements Act and for such internal control as Management determines is necessary to enable the preparation of financial statements that are free from material misstatement, whether due to fraud or error.

In preparing the financial statements, Management is responsible for assessing the partnership's ability to continue as a going concern, disclosing, as applicable, matters related to going concern and using the going concern basis of accounting in preparing the financial statements unless Management either intends to liquidate the partnership or to cease operations, or has no realistic alternative but to do so.

Auditor's responsibilities for the audit of the financial statements

Our objectives are to obtain reasonable assurance as to whether the financial statements as a whole are free from material misstatement, whether due to fraud or error, and to issue an auditor's report that includes our opinion. Reasonable assurance is a high level of assurance, but is not a guarantee that an audit conducted in accordance with ISAs and additional requirements applicable in Denmark will always detect a material misstatement when it exists. Misstatements can arise from fraud or error and are considered material if, individually or in the aggregate, they could reasonably be expected to influence the economic decisions of users taken on the basis of the financial statements.

As part of an audit conducted in accordance with ISAs and additional requirements applicable in Denmark, we exercise professional judgement and maintain professional scepticism throughout the audit.

We also:

- Identify and assess the risks of material misstatement of the financial statements, whether due to fraud or error, design and perform audit procedures responsive to those risks and obtain audit evidence that is sufficient and appropriate to provide a basis for our opinion. The risk of not detecting a material misstatement resulting from fraud is higher than for one resulting from error, as fraud may involve collusion, forgery, intentional omissions, misrepresentations or the override of internal control.

Independent auditor's report

- Obtain an understanding of internal control relevant to the audit in order to design audit procedures that are appropriate in the circumstances, but not for the purpose of expressing an opinion on the effectiveness of the partnership's internal control.
- Evaluate the appropriateness of accounting policies used and the reasonableness of accounting estimates and related disclosures made by Management.
- Conclude on the appropriateness of Management's use of the going concern basis of accounting in preparing the financial statements and, based on the audit evidence obtained, whether a material uncertainty exists related to events or conditions that may cast significant doubt on the partnership's ability to continue as a going concern. If we conclude that a material uncertainty exists, we are required to draw attention in our auditor's report to the related disclosures in the financial statements or, if such disclosures are inadequate, to modify our opinion. Our conclusions are based on the audit evidence obtained up to the date of our auditor's report. However, future events or conditions may cause the partnership to cease to continue as a going concern.
- Evaluate the overall presentation, structure and contents of the financial statements, including the note disclosures, and whether the financial statements represent the underlying transactions and events in a manner that gives a true and fair view.

We communicate with those charged with governance regarding, among other matters, the planned scope and timing of the audit and significant audit findings, including any significant deficiencies in internal control that we identify during our audit.

Statement on the Management's review

Management is responsible for the Management's review.

Our opinion on the financial statements does not cover the Management's review, and we do not express any form of assurance conclusion thereon.

In connection with our audit of the financial statements, our responsibility is to read the Management's review and, in doing so, consider whether the Management's review is materially inconsistent with the financial statements or our knowledge obtained during the audit, or otherwise appears to be materially misstated.

Moreover, it is our responsibility to consider whether the Management's review provides the information required under the Danish Financial Statement Act.

Based on the work we have performed, we conclude that the Management's review is in accordance with the financial statements and has been prepared in accordance with the requirements of the Danish Financial Statements Act. We did not identify any material misstatement of the Management's review.

Copenhagen, 19 December 2023
EY Godkendt Revisionspartnerselskab
CVR no. 30 70 02 28

Thomas Hjortkjær Petersen
State Authorised Public Accountant
mne33748

Bjørn Würtz Rosendal
State Authorised Public Accountant
mne40039

Management's review

Main activity of the partnership

Saga VIII EUR K/S (Saga VIII EUR) is a fund-of-funds with a geographical focus on investments in Western Europe. Investments are mainly made in micro, small and mid market buy-out funds.

Performance in the financial year

The financial year resulted in a gain of EUR 49.6 million. Gains on investments in portfolio funds amounted to EUR 52.2 million. Administrative expenses in the form of management fee and fund operating expenses amounted to EUR 1.6 million and net financial expenses amounted to EUR 1.0 million.

This year's result is influenced by positive value adjustments. The result exceeds the management's expectations.

In the financial year an aggregate amount of EUR 48.6 million was paid-in by the limited partners, bringing the accumulated paid-in capital to EUR 132.9 million, corresponding to 39.0% of the limited partners' committed capital. An aggregate amount of EUR 50.0 million was contributed to the portfolio funds and co-investments during the financial year, bringing total contributions to the portfolio funds and co-investments to EUR 166.7 million, corresponding to 43.5% of the commitments to the portfolio funds and co-investments.

In the financial year an amount of EUR 0.5 million was distributed to the limited partners, corresponding to 1.1% of the limited partners' paid-in capital. An aggregate amount of USD 1.6 was distributed from portfolio funds during the financial year, corresponding to 1.0% of the capital contributed to portfolio funds and co-investment.

Recognition and measurement uncertainties

Investments in portfolio funds are measured at fair value. The measurement includes accounting estimates and is, therefore, subject to uncertainty. Reference is made to note 1 for further information on measurement of portfolio funds.

Special risk

Financial risk

The objective of Saga VIII EUR is to supply risk capital to the portfolio funds, and also to their investments in competitive companies in the European small and mid market. The highest factor of risk is therefore the changes in the value of the companies in which Saga VIII EUR's portfolio funds invest in, which to a significant extent depend on the valuations of comparable listed companies on the quoted market. The valuation of investments in portfolio funds is based on an estimate and could therefore be connected with some degree of uncertainty.

Interest rate risk

Saga VIII EUR is less sensitive to the changes in interest rate levels.

Foreign exchange currency risk

Saga VIII EUR's investments in portfolio funds and co-investments have been made in EUR, GBP and NOK. As the capital in Saga VIII EUR is in EUR, Saga VIII EUR is influenced by currency fluctuations in GBP and NOK. The currency risk is therefore considered as material. In accordance with Saga VIII EUR's investment policy Saga VIII EUR does not hedge its exposure toward currency rate fluctuations.

Investment activity

Saga VIII EUR made one new commitment and increased an existing commitment to portfolio funds and a top-up investment in a co-investment in the financial year totalling EUR 67.5 million, bringing total commitments to portfolio funds and co-investments to EUR 383.6 million, corresponding to 112.6% of total commitments as of 30 September 2023.

The portfolio fund and co-investments have performed above expectations.

Cash resources

Saga VIII EUR's cash resources as of 30 September 2023, include cash and cash equivalents, undrawn credit facilities and outstanding commitments from the limited partners and are estimated as satisfactory to cover Saga VIII EUR's liabilities.

Management's review

Expectation for 2023/24

2023 was another challenging year for the private equity industry with continued geopolitical and macroeconomic uncertainty. High interest rates and restrained access to leverage have slowed down investment activity, and even more significantly, exits have been quite limited. Portfolio companies have generally held up well, although there are also signs of softness across several sectors. On the positive side, inflation has come under control, and the expectation is that interest rates have peaked or may even come down slightly in 2024. With an ongoing adjustment of buyer/seller expectations, this may cause a more stable and active deal making environment in 2024.

The above-mentioned will affect the result for 2023/24. The management expects to realise a result for 2023/24 in the range of EUR 0-20 million.

Saga VIII EUR is expected to make further commitments to portfolio funds and co-investments in 2023/24.

Disclosure requirements in respect of § 61 section 3 stated in the law of managers of alternative investment funds

We can inform, that during the financial year have there been no changes in §§ 62, 64 and 65 regarding the disclosures.

In respect of the requested disclosures of total remunerations paid to the employees and the management of Saga Private Equity ApS, this can be found on www.saga-pe.com. The disclosures are given on manager level and are neither allocated nor shown per individually managed fund.

Events after the end of the accounting period

There have been no events after the end of the financial year and to the signing of the annual report which are considered of significance to the annual report.

Sustainability update (SFDR)

The investments underlying this financial product do not take into account the EU criteria for environmentally sustainable economic activities.

Financial statements for the period 1 October – 30 September

Accounting policies

The annual report of Saga VIII EUR K/S has been prepared in accordance with the Danish Financial Statements Act for a reporting class C entity with the adjustments following the legal form and operating activities of the partnership.

The accounting policies applied are consistent with those of last year.

The annual report has been prepared in the functional currency EUR.

General

Basis of recognition and measurement

Assets are recognised in the balance sheet when it is probable that future economic benefits will flow to the partnership and the value of the asset can be reliably measured. Liabilities are recognised in the balance sheet when an outflow of economic benefits is probable and when the liability can be reliably measured.

On initial recognition, assets and liabilities are measured at cost. Subsequently, assets and liabilities are measured as described below for each individual item.

Income is recognised in the income statement as earned, including value adjustments of financial assets and liabilities measured at fair value or amortised cost. Equally, costs incurred to generate the year's earnings are recognised, including depreciation, amortization, impairment losses and provisions as well as reversals as a result of changes in accounting estimates of amounts which were previously recognised in the income statement.

Income Statement

Gains/losses on portfolio funds' investments etc.

Gains/losses on portfolio funds' investments include income from investments (dividend and interest), realised and unrealised revaluations or depreciations of investments in portfolio funds as well as realised and unrealised exchange rate profit margins and losses related to the investment in portfolio funds etc.

Management fees

The management fees include management fee for the period according to the Limited Partnership Agreement.

Fund operating expenses

Fund operating expenses include cost incurred by the partnership.

Financial income and expenses

Financial income and expenses include interest as well as exchange gains and losses related to accounts receivable and payable.

Tax

The partnership is not independently liable to tax, and therefore no tax is charged to the profit and loss account.

Financial statements for the period 1 October – 30 September

Accounting policies

Balance sheet

Investments assets

Investments in portfolio funds and co-investments are measured in accordance with the IPEV Valuation Guidelines or similar guidelines depending on the country of domicile of the portfolio funds, according to which investments are measured at fair value. Revaluations are included in the profit and loss account.

Investments in unlisted private equity funds are valued on the basis of the latest reporting received from the respective sub-funds. The reports from the funds contain a valuation of the private equity fund, including a valuation of each individual portfolio company. The value of a private equity fund consists of the sum of the values of the portfolio companies in which the fund has invested in, and the value of other net assets.

Outstanding investment commitments at the balance sheet date are disclosed as contingent liabilities in the notes.

Other receivables

Other receivables are measured at amortised cost after deduction of write-down for anticipated losses.

Prepayments

Prepayments include paid costs relating to subsequent financial years. Prepayments primarily relates to prepaid management fee to the manager. Prepayments are measured at cost.

Other payables

Financial liabilities are recognised at the date of borrowing and are measured at amortised cost, corresponding to the outstanding debt.

Other liabilities are measured at cost, usually corresponding to nominal value.

Foreign currency translation

Transactions in foreign currency are translated into Euro (EUR) according to the currency exchange rate at the transaction date. Investments, accounts receivable and accounts payable in foreign currency are translated into Euro (EUR) according to the currency rate at the balance sheet date.

Financial statements for the period 1 October – 30 September

Accounting policies

Cash flow statement

The cash flow statement shows the partnerships' cash flow of investment activity, operating and financing activity for the period, the period's changes in cash and cash equivalents as well as the partnership's cash and cash equivalents at the beginning and end of the period.

Cash flow from investment activity

Cash flow from investment activities comprise the cash flow between the partnership and the portfolio funds for the period.

Cash flow from operations

Cash flow from operating activities are entered as the result adjusted for non-cash operating items in the partnership and received and paid non-operating income.

Cash flow from financing

Cash flow from financing include payments to and from the limited partners and the partnership.

Cash and cash equivalents

Cash and cash equivalents include cash funds in open accounts and fixed short term loans.

Financial statements for the period 1 October - 30 September

Income statement

Note	EUR 1,000	1/10 2022 - 30/9 2023	1/10 2021 - 30/9 2022
1	Gains/losses on portfolio funds' investments	52,150	19,816
	Profit/losses in portfolio funds etc.	<u>52,150</u>	<u>19,816</u>
2	Management fees etc.	-1,376	-1,485
3	Fund operating expenses	-201	-339
	Operating profit/losses	<u>50,573</u>	<u>17,992</u>
	Financial income	55	20
	Financial expenses	-1,067	-255
	PROFIT/LOSS	<u>49,561</u>	<u>17,757</u>
 PROPOSED DISTRIBUTION OF THE PROFIT/LOSS			
	Transferred to retained earnings	<u>49,561</u>	<u>17,757</u>
	TOTAL RETAINED EARNINGS	<u>49,560</u>	<u>17,757</u>

Financial statements for the period 1 October - 30 September

Balance sheet

Note	EUR 1,000	<u>30/9 2023</u>	<u>30/9 2022</u>
	ASSETS		
	FIXED ASSETS		
	Investment assets		
1	Investments in portfolio funds	236,559	135,965
	Total investment assets	<u>236,559</u>	<u>135,965</u>
	Total fixed assets	<u>236,559</u>	<u>135,965</u>
	CURRENT ASSETS		
	Receivables		
	Other receivables	163	28
	Prepayments	345	345
	Total receivables	<u>508</u>	<u>373</u>
	Total current assets	<u>508</u>	<u>373</u>
	TOTAL ASSETS	<u><u>237,067</u></u>	<u><u>136,338</u></u>
	LIMITED PARTNERS' CAPITAL AND LIABILITIES		
	LIMITED PARTNERS' CAPITAL		
4	Limited partners' paid-in capital	132,875	84,325
	Distributions limited partners	-1,522	-1,031
	Retained earnings	65,280	15,719
	Total limited partners' capital	<u>196,633</u>	<u>99,013</u>
	LIABILITIES		
	SHORT-TERM LIABILITIES		
	Credit institutions	40,361	37,241
	Other payables	73	84
	Total short-term liabilities	<u>40,434</u>	<u>37,325</u>
	Total liabilities	<u>40,434</u>	<u>37,325</u>
	TOTAL LIMITED PARTNERS' CAPITAL AND LIABILITIES	<u><u>237,067</u></u>	<u><u>136,338</u></u>
5	Related parties		
6	Contingent liabilities		

Financial statements for the period 1 October - 30 September

Statement of changes in limited partner's capital

EUR 1,000	Paid-in capital from limited partners	Distributed to limited partners	Retained earnings	Total
Capital at 1 October 2021	39,221	0	-2,038	37,183
Paid-in capital from limited partners	45,104	0	0	45,104
Distributed to limited partners	0	-1,031	0	-1,031
Retained earnings	0	0	17,757	17,757
Capital at 1 October 2022	84,325	-1,031	15,719	99,013
Paid-in capital from limited partners	48,550	0	0	48,550
Distributed to limited partners	0	-491	0	-491
Retained earnings	0	0	49,561	49,561
Capital at 30 September 2023	132,875	-1,522	65,280	196,633

Financial statements for the period 1 October - 30 September

Cash flow statement

EUR 1,000	<u>30/9 2023</u>	<u>30/9 2022</u>
Contributions to portfolio funds etc.	-50,080	-79,207
Distributions from portfolio funds etc.	1,636	28
Distributed tax from portfolio funds etc.	0	0
Cash flow from investment activities	<u>-48,444</u>	<u>-79,179</u>
Cash flow from expenses	-1,723	-1,878
Cash flow from financial items	-1,012	-236
Cash flow from operations	<u>-2,735</u>	<u>-2,114</u>
Limited partners' paid-in capital	48,550	45,104
Distributions to limited partners (Cash)	-491	-1,031
Cash flow from financing	<u>48,059</u>	<u>44,073</u>
Net movement in cash and cash equivalents	-3,120	-37,220
Cash and cash equivalents, beginning of period	-37,241	-21
Cash and cash equivalents, end of period	<u>-40,361</u>	<u>-37,241</u>

Financial statements for the period 1 October - 30 September

Notes

1 Investments in portfolio funds

EUR 1,000	<u>30/9 2023</u>	<u>30/9 2022</u>
Cost at 1 October	116,655	37,448
Additions in the year	50,080	79,207
Disposals in the year	0	0
Cost at 30 September	<u>166,735</u>	<u>116,655</u>
Revaluations at 1 October	19,310	-478
Revaluations on disposals in the year	-1,636	-28
Revaluation in the year	52,150	19,816
Revaluations at 30 September	<u>69,824</u>	<u>19,310</u>
Carrying amount at 30 September	<u><u>236,559</u></u>	<u><u>135,965</u></u>
Specification of revaluations in the year		
Realised gains/losses on investments	-4,503	-4,574
Unrealised gains/loss on investments	56,661	25,113
	<u>52,158</u>	<u>20,539</u>
Exchange gains/losses on investments	-8	-723
Gains/losses on investments	<u><u>52,150</u></u>	<u><u>19,816</u></u>

Investments in portfolio funds

The partnership has through investments in portfolio funds ownership of mainly unquoted investments. The partnership has no controlling or significant influence on the portfolio funds in which the partnership has invested.

The portfolio funds in which the partnership has invested all use common accepted guidelines for measuring the fair value. The measuring of the fair value of the investments in underlying portfolio companies are made by the managers of the portfolio funds.

Usually the partnership has no or very little information about specific methods and assumptions used by the managers of the portfolio funds when measuring the fair value of the underlying portfolio companies.

The manager's valuation committee will assess and if considered necessary adjust the valuation of the underlying portfolio companies. At the assessment of the fair value of the underlying portfolio companies reported by the managers, information about the market conditions, company specific information as well as information received through dialog with the managers of the portfolio funds are used.

The value of a private equity fund is measured as the fair value of each investment in portfolio companies owned by the fund with addition of other net assets in the fund. The valuation of a portfolio company in a private equity fund is based on the industry, market position and earnings capacity, and the (i) the peer group multiple, i.e. the market value of comparable listed companies, (ii) transaction multiple in recent M&A transactions involving comparable companies, (iii) value indications from potential buyers of the portfolio company, (iv) market value if the portfolio company is publicly traded or (v) future expected proceeds, if there is a concluded agreement on the sale of the portfolio company.

Financial statements for the period 1 October - 30 September

Notes

1 Investments in portfolio funds (continued)

The partnership invests in buy-out funds. The investments made by the portfolio funds are classified within the fair value hierarchy based on the lowest level of input that is significant to the fair value measurement. The three levels of the fair value hierarchy are described below:

Level 1 – Inputs based upon priced for identical assets and liabilities in active markets

Level 2 – Inputs other than quoted prices that are observable for the asset or liability either directly or indirectly, including inputs in markets that are not considered to be active

Level 3 – Unobservable input

Fair market value measurements as of 30 September 2023

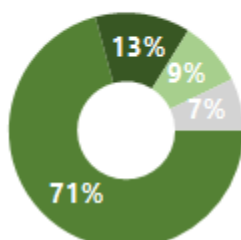
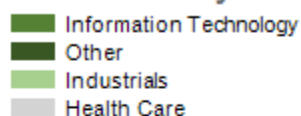
EUR 1,000	Quoted prices Level 1	Observable input Level 2	Unobservable input Level 3	Total
Investments in portfolio funds	0	0	236,559	236,559
Total	0	0	236,559	236,559

Fair market value measurements as of 30 September 2022

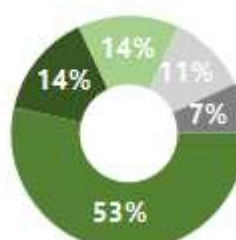
EUR 1,000	Quoted prices Level 1	Observable input Level 2	Unobservable input Level 3	Total
Investments in portfolio funds	0	0	135,965	135,965
Total	0	0	135,965	135,965

The investments divided by Industry and Geography, based on fair market value as of 30 September 2023:

Unrealized FMV by Industry



Unrealized FMV by Geography



Financial statements for the period 1 October - 30 September

Notes

Note

2 Management fees etc.

EUR 1,000	1/10 2022 - 30/9 2023	1/10 2021 - 30/9 2022
Management fee	1,376	1,485
Management fees etc. in total	1,376	1,485

3 Fund operating expenses

The partnership has no employees.

4 Limited partners

EUR 1,000	Commitment	Paid-in	Outstanding commitment
Limited partners	340,706	132,875	207,831

5 Related parties

Manager

Manager: Saga Private Equity ApS, Amaliegade 24, 1., 1256 Copenhagen K

Transactions: Management fee and possible carried interest.

General Partner

General Partner: Saga VIII GP ApS, c/o Plesner Advokatpartnerselskab, Amerika Plads 37, 2100 Copenhagen Ø

Transactions: Partnership interest and reimbursement of expenses.

Financial statements for the period 1 October - 30 September

Notes

Note

6 Contingent liabilities

Investment obligations

EUR 1,000	Commitment		Outstanding commitment	
	Currency	EUR	Currency	EUR
Commitment, EUR	272,300	272,300	136,120	136,120
Commitment, GBP	51,700	59,861	32,210	37,255
Commitment, NOK	570,000	51,487	490,000	43,539
Total commitment, EUR		383,648		216,914

Commitment in EUR is calculated as residual commitment in local currency multiplied by exchange rate, end period plus contributed to portfolio funds in EUR (transaction date's currency rate).

The partnership has no other contingent liabilities as of 30 September 2023.

PENNEO

The signatures in this document are legally binding. The document is signed using Penneo™ secure digital signature. The identity of the signers has been recorded, and are listed below.

"By my signature I confirm all dates and content in this document."

Simon Krogh

Management

On behalf of: General Partner

Serial number: 721b3b0b-bba3-47c3-adab-336bef4f4ac2

IP: 194.182.xxx.xxx

2023-12-19 14:13:03 UTC



Karsten Sivebæk Knudsen

Management

On behalf of: General Partner

Serial number: f52e8972-34e8-4232-ba4e-f35b850286c3

IP: 109.57.xxx.xxx

2023-12-19 16:01:35 UTC



Bjørn Würtz Rosendal

State Authorised Public Accountant

On behalf of: EY Godkendt Revisionspartnerselskab

Serial number: 45926bc2-a486-4b6c-94ec-47340da60bda

IP: 165.225.xxx.xxx

2023-12-19 19:05:27 UTC



Thomas Hjortkjær Petersen

State Authorised Public Accountant

On behalf of: EY Godkendt Revisionspartnerselskab

Serial number: 88470239-a9a6-49b5-95ab-0d41bd03fd33

IP: 165.225.xxx.xxx

2023-12-19 19:33:19 UTC



Mads Kjellerup Dambæk

Chairman

On behalf of: General Partner

Serial number: 44f98279-3abb-48aa-b70f-0e8b79a0ca62

IP: 193.228.xxx.xxx

2024-01-30 09:30:41 UTC



Penneo document key: 5LSZ5-GDN5W-174E7-05176-WEXP6-V537P

This document is digitally signed using **Penneo.com**. The digital signature data within the document is secured and validated by the computed hash value of the original document. The document is locked and timestamped with a certificate from a trusted third party. All cryptographic evidence is embedded within this PDF, for future validation if necessary.

How to verify the originality of this document

This document is protected by an Adobe CDS certificate. When you open the

document in Adobe Reader, you should see, that the document is certified by **Penneo e-signature service <penneo@penneo.com>**. This guarantees that the contents of the document have not been changed.

You can verify the cryptographic evidence within this document using the Penneo validator, which can be found at <https://penneo.com/validator>