

GM Holdings ApS


Maglekildevej 18, 4. th., 1853 Frederiksberg C

CVR no. 41 39 18 20

Annual report 2023

Approved at the Company's annual general meeting on 17 June 2024

Chair of the meeting:



.....
Guillermo Montoya Blanco

Contents

Statement by the Executive Board	2
Independent auditors' report on the compilation of financial statements	3
Management's review	4
Financial statements 1 January - 31 December	5
Income statement	5
Balance sheet	6
Statement of changes in equity	7
Notes to the financial statements	8

Statement by the Executive Board

Today, the Executive Board has discussed and approved the annual report of GM Holdings ApS for the financial year 1 January - 31 December 2023.


The annual report, which has not been audited, has been prepared in accordance with the provisions of the Danish Financial Statements Act. The Executive Board has considered the criteria for omission of audit to be met.

In my opinion, the financial statements give a true and fair view of the financial position of the Company at 31 December 2023 and of the results of the Company's operations for the financial year 1 January - 31 December 2023.

Further, in my opinion, the Management's review gives a fair review of the matters discussed in the Management's review.

I recommend that the annual report be approved at the annual general meeting.

Frederiksberg, 17 June 2024
Executive Board:



Guillermo Montoya Blanco
Chief Executive Officer

Independent auditor's report on the compilation of financial statements

To the general management of GM Holdings ApS

We have compiled the financial statements of GM Holdings ApS for the financial year 1 January - 31 December 2023 based on the Company's bookkeeping and other information provided.

The financial statements comprise an income statement, balance sheet, statement of changes in equity and notes, including accounting policies.


We performed this compilation engagement in accordance with ISRS 4410 *Compilation Engagements*.

We have applied our expertise in accounting and financial reporting to assist you in the preparation and presentation of the financial statements in accordance with the Danish Financial Statements Act. We have complied with relevant requirements in the Danish Auditors Act and International Ethics Standards Board for Professional Accountants' International Code of Ethics for Professional Accountants (IESBA Code), including principles of integrity, objectivity, professional competence and due care.

The financial statements and the accuracy and completeness of the information used to compile the financial statements are your responsibility.

Since a compilation engagement is not an assurance engagement, we are not required to verify the accuracy or completeness of the information you provided to us to compile the financial statements. Accordingly, we do not express an audit opinion or a review conclusion on whether the financial statements are prepared in accordance with the Danish Financial Statements Act.

Aarhus, 17 June 2024
EY Godkendt Revisionspartnerselskab
CVR no. 30 70 02 28



Peter U. Faurshou
State Authorised Public Accountant
mne34502



Christian Jøker
State Authorised Public Accountant
mne31471

Management's review

Company details

Name	GM Holdings ApS
Address, Postal code, City	Maglekildevej 18, 4. th., 1853 Frederiksberg C
CVR no.	41 39 18 20
Established	27 May 2020
Registered office	Frederiksberg
Financial year	1 January - 31 December
Executive Board	Guillermo Montoya Blanco, Chief Executive Officer
Accountant	EY Godkendt Revisionspartnerselskab Værkmestergade 25, P.O. Box 330, 8100 Aarhus C, Denmark

Management commentary

Business review

The purpose of the Company is investment owning shares in other companies.

Financial review

The income statement for 2023 shows a loss of EUR 1,439 against a loss of EUR 966 last year, and the balance sheet at 31 December 2023 shows equity of EUR 1,049.

The company has lost more than half of its share capital, and as a result of this is subject to the capital loss provisions by section 119 of the Danish Companies Act. Management expects that the share capital will be reestablished through future operations.

Financial statements 1 January - 31 December

Income statement

EUR	<u>2023</u>	<u>2022</u>
Gross profit/loss	-1,345	-924
Financial expenses	-94	-42
Profit/loss before tax	<u>-1,439</u>	<u>-966</u>
Tax for the year	0	0
Profit/loss for the year	<u><u>-1,439</u></u>	<u><u>-966</u></u>
 Recommended appropriation of profit/loss		
Retained earnings/accumulated loss	<u>-1,439</u>	<u>-966</u>
	<u><u>-1,439</u></u>	<u><u>-966</u></u>

Financial statements 1 January - 31 December

Balance sheet

Note	EUR	<u>2023</u>	<u>2022</u>
	ASSETS		
	Fixed assets		
	Investments		
	Participating interests	5,386	5,386
		<u>5,386</u>	<u>5,386</u>
	Total fixed assets	<u>5,386</u>	<u>5,386</u>
	Non-fixed assets		
	Cash	17	17
	Total non-fixed assets	<u>17</u>	<u>17</u>
	TOTAL ASSETS	<u>5,403</u>	<u>5,403</u>
	EQUITY AND LIABILITIES		
	Equity		
	Share capital	5,377	5,377
	Retained earnings	-4,328	-2,889
	Total equity	<u>1,049</u>	<u>2,488</u>
	Liabilities other than provisions		
	Current liabilities other than provisions		
	Trade payables	1,345	1,008
	Payables to shareholders and management	3,009	1,907
		<u>4,354</u>	<u>2,915</u>
	Total liabilities other than provisions	<u>4,354</u>	<u>2,915</u>
	TOTAL EQUITY AND LIABILITIES	<u>5,403</u>	<u>5,403</u>

- 1 Accounting policies
- 2 Staff costs

Financial statements 1 January - 31 December

Statement of changes in equity

EUR	<u>Share capital</u>	<u>Retained earnings</u>	<u>Total</u>
Equity at 1 January 2023	5,377	-2,889	2,488
Transfer through appropriation of loss	0	-1,439	-1,439
Equity at 31 December 2023	<u>5,377</u>	<u>-4,328</u>	<u>1,049</u>

Financial statements 1 January - 31 December

Notes to the financial statements

1 Accounting policies

The annual report of GM Holdings ApS for 2023 has been prepared in accordance with the provisions in the Danish Financial Statements Act applying to reporting class B entities and elective choice of certain provisions applying to reporting class C entities.

The accounting policies used in the preparation of the financial statements are consistent with those of last year.

Reporting currency

The financial statements are presented in euros (EUR), as the Company's most significant transactions are settled in EUR.

Income statement

Gross profit/loss

The items revenue and external expenses have been aggregated into one item in the income statement called gross profit/loss in accordance with section 32 of the Danish Financial Statements Act.

Other external expenses

Other external expenses include the year's expenses relating to the Company's core activities, including expenses relating to administration etc.

Profit/loss from investments in participating interests

The item includes dividend received from participating interests in so far as the dividend does not exceed the accumulated earnings in the participating interest in the period of ownership.

Tax

Tax for the year includes current tax on the year's expected taxable income and the year's deferred tax adjustments. The portion of the tax for the year that relates to the profit/loss for the year is recognised in the income statement, whereas the portion that relates to transactions taken to equity is recognised in equity.

Balance sheet

Investments in participating interests

Investments in associates are measured at cost. Dividends received that exceed the accumulated earnings in the associate during the period of ownership are treated as a reduction in the cost of acquisition.

Cash

Cash comprise cash in bank.

Financial statements 1 January - 31 December

Notes to the financial statements

1 Accounting policies (continued)

Equity

Proposed dividends

Dividend proposed for the year is recognised as a liability once adopted at the annual general meeting (declaration date). Dividends expected to be distributed for the financial year are presented as a separate item under "Equity".

Income taxes

Current tax payables and receivables are recognised in the balance sheet as the estimated income tax charge for the year, adjusted for prior-year taxes and tax paid on account.

Deferred tax is measured according to the liability method on all temporary differences between the carrying amount and the tax base of assets and liabilities. However, deferred tax is not recognised on temporary differences relating to items where temporary differences, apart from business combinations, arise at the date of acquisition without affecting either profit/loss for the year or taxable income. Where alternative tax rules can be applied to determine the tax base, deferred tax is measured based on Management's intended use of the asset or settlement of the liability, respectively.

Deferred tax is measured according to the tax rules and at the tax rates applicable at the balance sheet date when the deferred tax is expected to crystallise as current tax. Deferred tax assets are recognised at the expected value of their utilisation; either as a set-off against tax on future income or as a set-off against deferred tax liabilities in the same legal tax entity. Changes in deferred tax due to changes in the tax rate are recognised in the income statement.

Liabilities

The Company has chosen IAS 39 as interpretation for liabilities.

Other liabilities are measured at net realisable value.

2 Staff costs

The Company has no employees.