

Sprinklr Denmark ApS
C/O Intertrust (Denmark) ApS
Sundkrogsgade 21, DK-2100 Copenhagen
CVR no. 41 22 15 93

Annual report for 2023/24

Adopted at the annual general meeting on 22 July 2024



Anders Maier
chairman

Table of contents

	Page
Statements	
Statement by management on the annual report	1
Management's review	
Company details	2
Management's review	3
Financial statements	
Income statement 1 February - 31 January	4
Balance sheet 31 January	5
Statement of changes in equity	7
Notes	8
Accounting policies	9

Statement by management on the annual report

The executive board has today discussed and approved the annual report of Sprinklr Denmark ApS for the financial year 1 February 2023 - 31 January 2024.

The annual report is prepared in accordance with the Danish Financial Statements Act.

In our opinion, the financial statements give a true and fair view of the company's financial position at 31 January 2024 and of the results of the company's operations for the financial year 1 February 2023 - 31 January 2024.

In our opinion, management's review includes a fair review of the matters dealt with in the management's review.


Management recommends to the company in general meeting that the financial statements for 2024/25 are not to be audited. Management considers the criteria for not auditing the financial statements to be met.


The financial statements have not been audited. Management considers the criteria for not auditing the financial statements to be met.


Management recommends that the annual report should be approved by the company in general meeting.

Copenhagen, 22 July 2024

Executive board

DocuSigned by:

3F8DEC02DEC64DB...
Ragy Thomas

DocuSigned by:

8EF65675918342A...
Manish Sarin

DocuSigned by:

E2DD0FF450DE400...
Jacob Scott

Company details

The company

Sprinklr Denmark ApS
Sundkrogsgade 21
C/O Intertrust (Denmark) ApS
DK-2100 Copenhagen

CVR no.: 41 22 15 93

Reporting period: 1 February 2023 - 31 January 2024

Domicile: Copenhagen

Executive board

Ragy Thomas
Manish Sarin
Jacob Scott

Consolidated financial statements

The company is included in the consolidated financial statements of the parent company:
Sprinklr Inc.

The group annual report of "Sprinkl Inc" may be obtained at the following address:

29 West 35th Street
7th Floor
NY 1001 - New York - USA

Management's review

Business review

The principal activities comprise are sales and marketing activities, including sales support, and other related activities.

Financial review

The company's income statement for the year ended 31 January 2024 shows a profit of DKK 495.105, and the balance sheet at 31 January 2024 shows equity of DKK 1.976.477.

Significant events occurring after the end of the financial year

No events have occurred after the balance sheet date which could significantly affect the company's financial position.

Income statement 1 February - 31 January

	<u>Note</u>	<u>2023/24</u> DKK	<u>2022/23</u> DKK
Gross profit		9.755.978	10.867.679
Staff expenses	1	-8.966.556	-9.906.495
Depreciation, amortisation and impairment of intangible assets and property, plant and equipment	2	<u>-4.159</u>	<u>-9.538</u>
Profit/loss before net financials		785.263	951.646
Financial expenses		<u>-145.728</u>	<u>-189.198</u>
Profit/loss before tax		639.535	762.448
Tax on profit/loss for the year	3	<u>-144.430</u>	<u>-184.118</u>
Profit/loss for the year		<u>495.105</u>	<u>578.330</u>
Distribution of profit			
Retained earnings		<u>495.105</u>	<u>578.330</u>
		<u>495.105</u>	<u>578.330</u>

Balance sheet 31 January

	<u>Note</u>	<u>2023/24</u> DKK	<u>2022/23</u> DKK
Assets			
Other fixtures and fittings, tools and equipment		<u>0</u>	<u>4.159</u>
Tangible assets		<u>0</u>	<u>4.159</u>
Total non-current assets		<u>0</u>	<u>4.159</u>
Receivables from group entities		2.239.238	1.923.298
Other receivables		262.917	264.128
Corporation tax		0	42.999
Prepayments		<u>0</u>	<u>104.421</u>
Receivables		<u>2.502.155</u>	<u>2.334.846</u>
Cash at bank and in hand		<u>299.253</u>	<u>62.213</u>
Total current assets		<u>2.801.408</u>	<u>2.397.059</u>
Total assets		<u><u>2.801.408</u></u>	<u><u>2.401.218</u></u>

Sprinklr Denmark ApS
2023/24



Balance sheet 31 January

	<u>Note</u>	<u>2023/24</u> DKK	<u>2022/23</u> DKK
Equity and liabilities			
Share capital		40.002	40.002
Retained earnings		<u>1.936.475</u>	<u>1.441.370</u>
Equity		<u>1.976.477</u>	<u>1.481.372</u>
Trade payables		96.211	122.429
Corporation tax		123.031	0
Other payables		<u>605.689</u>	<u>797.417</u>
Total current liabilities		<u>824.931</u>	<u>919.846</u>
Total liabilities		<u>824.931</u>	<u>919.846</u>
Total equity and liabilities		<u><u>2.801.408</u></u>	<u><u>2.401.218</u></u>

Sprinklr Denmark ApS
2023/24



Statement of changes in equity

	Share capital	Retained ear- nings	Total
Equity at the beginning	40.002	1.441.370	1.481.372
Net profit/loss for the year	0	495.105	495.105
Equity at the end	40.002	1.936.475	1.976.477

Notes

	<u>2023/24</u>	<u>2022/23</u>
	DKK	DKK
1 Staff expenses		
Wages and salaries	8.281.684	9.334.163
Pensions	542.740	446.926
Other social security costs	63.137	-57.216
Other staff costs	<u>78.995</u>	<u>182.622</u>
	<u>8.966.556</u>	<u>9.906.495</u>
Number of fulltime employees on average	<u>7</u>	<u>8</u>
2 Depreciation, amortisation and impairment of intangible assets and property, plant and equipment		
Depreciation tangible assets	<u>4.159</u>	<u>9.538</u>
	<u>4.159</u>	<u>9.538</u>
3 Tax on profit/loss for the year		
Current tax for the year	<u>144.430</u>	<u>184.118</u>
	<u>144.430</u>	<u>184.118</u>

Accounting policies

The annual report of Sprinklr Denmark ApS for 2023/24 has been prepared in accordance with the provisions of the Danish Financial Statements Act applying to enterprises of reporting class B, as well as provisions applying to reporting class C entities.

The accounting policies applied are consistent with those of last year.

The annual report for 2023/24 is presented in DKK.

Basis of recognition and measurement

Income is recognised in the income statement as earned, including value adjustments of financial assets and liabilities. All expenses, including amortisation, depreciation and impairment losses, are also recognised in the income statement.

Assets are recognised in the balance sheet when it is probable that future economic benefits will flow to the company and the value of the asset can be measured reliably.

Liabilities are recognised in the balance sheet when it is probable that future economic benefits will flow from the company and the value of the liability can be measured reliably.

On initial recognition, assets and liabilities are measured at cost. On subsequent recognition, assets and liabilities are measured as described below for each individual accounting item.

Certain financial assets and liabilities are measured at amortised cost using the effective interest method. Amortised cost is calculated as the historic cost less any installments and plus/less the accumulated amortisation of the difference between the cost and the nominal amount.

On recognition and measurement, allowance is made for predictable losses and risks which occur before the annual report is presented and which confirm or invalidate matters existing at the balance sheet date.

Income statement

Gross profit

In pursuance of section 32 of the Danish Financial Statements Act, the company does not disclose its revenue.

Gross profit reflects an aggregation of revenue, changes in inventories of finished goods and work in progress and other operating income less costs of raw materials and consumables and other external expenses.

Accounting policies

Revenue

Income from the sale of goods for resale and finished goods is recognised in the income statement, provided that the transfer of risk, usually on delivery to the buyer, has taken place and that the income can be measured reliably and is expected to be received.

Revenue is measured at the fair value of the agreed consideration, excluding VAT and other indirect taxes. Revenue is net of all types of discounts granted.

Other external expenses

Other external expenses include expenses related to sale, administration, premises, etc.

Staff costs

Staff costs include wages and salaries, including compensated absence and pensions, as well as other social security contributions, etc. made to the entity's employees. The item is net of refunds made by public authorities.

Financial income and expenses

Financial income and expenses are recognised in the income statement at the amounts that relate to the financial year. Net financials include interest income and expenses, financial expenses relating to finance leases, realised and unrealised capital/exchange gains and losses on securities, liabilities and foreign currency transactions, amortisation of financial assets and liabilities and surcharges and allowances under the Danish Tax Prepayment Scheme, etc.

Tax on profit/loss for the year

Tax for the year, which comprises the current tax charge for the year and changes in the deferred tax charge, is recognised in the income statement as regards the portion that relates to the profit/loss for the year and directly in equity as regards the portion that relates to entries directly in equity.

Balance sheet

Tangible assets

Items of other fixtures and fittings, tools and equipment are measured at cost less accumulated depreciation and impairment losses.

The depreciable amount is cost less the expected residual value at the end of the useful life.

Cost comprises the purchase price and any costs directly attributable to the acquisition until the date when the asset is available for use. The cost of self-constructed assets comprises direct and indirect costs of materials, components, sub-suppliers and wages.

Straight-line depreciation is provided on the basis of the following estimated useful lives of the assets:

Accounting policies

	Useful life
Fixed assets IT equipment	2 years

Gains and losses on the sale of items of property, plant and equipment are calculated as the difference between the selling price, less costs to sell, and the carrying amount at the time of sale. Gains or losses on the sale of items of property, plant and equipment are recognised in the income statement under other operating income or other operating expenses, respectively.

Receivables

Receivables are measured at amortised cost.

An impairment loss is recognised if there is objective evidence that a receivable or a group of receivables is impaired. If there is objective evidence that an individual receivable is impaired, an impairment loss for that individual asset is recognised.

Prepayments

Prepayments recognised under 'Current assets' comprises expenses incurred concerning subsequent financial years.

Cash and cash equivalents

Cash and cash equivalents comprise cash and deposits at banks.

Equity

Income tax and deferred tax

Deferred tax is measured according to the tax rules and at the tax rates applicable in the respective countries at the balance sheet date when the deferred tax is expected to crystallise as current tax. Deferred tax adjustments resulting from changes in tax rates are recognised in the income statement, with the exception of items taken directly to equity.

Deferred tax assets, including the tax base of tax losses allowed for carry forward, are measured at the value to which the asset is expected to be realised, either as a set-off against tax on future income or as a set-off against deferred tax liabilities within the same legal tax entity. Any deferred net tax assets are measured at net realisable value.

Liabilities

Liabilities, which include trade payables, payables to group entities and other payables, are measured at amortised cost, which is usually equivalent to nominal value.

Accounting policies

Foreign currency translation

On initial recognition, foreign currency transactions are translated applying the exchange rate at the transaction date. Foreign exchange differences arising between the exchange rates at the transaction date and at the date of payment are recognised in the income statement as financial income or financial expenses. If foreign currency instruments are considered cash flow hedges, any unrealised value adjustments are taken directly to a fair value reserve under 'Equity'.