

RoMech ApS

Nørgaards Alle 6A, 4. 5

7400 Herning

CVR No. 40784845

Annual Report 2022

3. financial year

The Annual Report was presented and adopted at the Annual General Meeting of the Company on 31 March 2023

Robert Michael John Collins
Chairman

RoMech ApS

Contents

Management's Statement	3
Company Information	4
Management's Review	5
Accounting Policies	6
Income Statement	9
Balance Sheet	10
Statement of changes in Equity	12
Notes	13

RoMech ApS

Management's Statement

Today, Management has considered and adopted the Annual Report of RoMech ApS for the financial year 1 January 2022 - 31 December 2022.

The Annual Report is presented in accordance with the Danish Financial Statements Act.

In my opinion, the Financial Statements give a true and fair view of the assets, liabilities and financial position of the Company at 31 December 2022 and of the results of the Company's operations for the financial year 1 January 2022 - 31 December 2022.

In my opinion, the Management's Review includes a true and fair account of the matters addressed in the review.

The conditions for not conducting an audit of the Financial Statement have been met.

We recommend that the Annual Report be adopted at the Annual General Meeting.

Søborg, 31 March 2023

Executive Board

Robert Michael John Collins
Manager

RoMech ApS

Company details

Company	RoMech ApS Nørgaards Alle 6A, 4. 5 7400 Herning
CVR No.	40784845
Date of formation	12 September 2019
Registered office	Herning
Executive Board	Robert Michael John Collins, Manager

Management's Review

The Company's principal activities

The Company's principal activities consist in perform design & engineering for projects, product development, ordering and delivery of goods from manufacturing / production companies within and outside the EU as well as related companies.

Development in activities and the financial situation

The Company's Income Statement of the financial year 1 January 2022 - 31 December 2022 shows a result of DKK 77.570 and the Balance Sheet at 31 December 2022 a balance sheet total of DKK 254.501 and an equity of DKK 199.003.

Post financial year events

After the end of the financial year, no events have occurred which may change the financial position of the entity substantially.

Accounting Policies

Reporting Class

The Annual Report of RoMech ApS for 2022 has been presented in accordance with the provisions of the Danish Financial Statements Act applying to enterprises of reporting class B with the adoption of individual rules from class C.

The accounting policies applied remain unchanged from last year.

Reporting currency

The Annual Report is presented in Danish kroner.

Translation policies

Transactions in foreign currencies are translated into DKK at the exchange rate prevailing at the date of transaction. Monetary assets and liabilities in foreign currencies are translated into DKK based on the exchange rates prevailing at the balance sheet day. Realised and unrealised foreign exchange gains and losses are included in the Income Statement under Financial Income and Expenses.

General Information

Basis of recognition and measurement

The financial statement have been prepared under the historical cost principle.

Income is recognised in the Income Statement as it is earned, including value adjustments of financial assets and liabilities that are measured at fair value or amortised cost. Moreover, all expenses incurred to achieve the earnings for the year are recognised in the Income Statement, including depreciation, amortisation, impairment losses and provisions as well as reversals due to changed accounting estimates of amounts that have previously been recognised in the Income Statement.

Assets are recognised in the Balance Sheet when it is probable that future economic benefits attributable to the asset will accrue to the Company, and the value of the asset can be measured reliably.

Liabilities are recognised in the Balance Sheet when it is probable that future economic benefits attributable to the asset will flow out of the Company, and the value of the liability can be measured reliably.

At initial recognition, assets and liabilities are measured at cost. Subsequently, assets and liabilities are measured as described for each item below.

Certain financial assets and liabilities are measured at amortised cost, which involves the recognition of a constant effective interest rate over the term. Amortised cost is calculated as original cost less repayments and with the addition/deduction of the accumulated amortisation of the difference between the cost and the nominal amount. This way, exchange losses and gains are allocated over the term.

In connection with recognition and measurement, consideration is given to predictable losses and risks occurring prior to the presentation of the Annual Report, i.e. losses and risks which prove or disprove matters which exist at the balance sheet date.

Accounting Policies

Income Statement

Gross profit/loss

The Company has decided to aggregate certain items of the Income Statement in accordance with the provisions of Section 32 of the Danish Financial Statements Act.

Gross profit is a combination of the items of revenue, direct costs other external expenses.

Revenue

Income from delivery of services is recognised on a straight-line basis in net sales, as the service is delivered.

Other external expenses

Other external costs include costs for distribution, sales, advertising, administration, premises, loss of debtors, operating leasing costs etc.

Financial expenses

Financial expenses are recognised in the Income Statement based on the amounts that concern the financial year. Financial expenses include interest revenue and expenses, and allowances under the tax prepayment scheme.

Dividends equity investments are recognised as income in the financial year in which the dividends are declared.

Tax on net profit for the year

Tax on net profit/loss for the year comprises current tax on expected taxable income of the year and the year's adjustment of deferred tax less the part of the tax of the year that relates to changes in equity. Current and deferred tax regarding changes in equity is recognised directly in equity.

The Company and the Danish associates are taxed jointly. The Danish income tax is distributed between profit- and loss-making Danish enterprises in relation to their taxable income (full distribution).

Accounting Policies

Balance Sheet

Receivables

Receivables are measured at amortised cost which usually corresponds to the nominal value. The value is reduced by write-downs for expected bad debts.

Impairment of accounts receivables past due is established on individual assessment of receivables.

Cash and cash equivalents

Cash and cash equivalents comprise cash at bank and in hand as well as short-term securities with a term of less than three months which can be converted directly into cash at bank and in hand and involve only an insignificant risk of value changes.

Equity

Equity comprises the working capital and a number of equity items that may be statutory or stipulated in the articles of association.

Proposed dividend for the year is recognised as a separate item in equity.

Current tax liabilities

Current tax liabilities and current tax receivables are recognised in the Balance Sheet as calculated tax on the expected taxable income for the year, adjusted for tax on taxable income for previous years as well as for tax prepaid.

Liabilities

Other liabilities, comprising deposits, trade payables and other accounts payable, are measured at amortised cost, which usually corresponds to the nominal value.

Other payables

Other payables are measured at amortised cost, which usually corresponds to the nominal value

Contingent assets and liabilities

Contingent assets and liabilities are not recognised in the Balance Sheet but appear only in the notes.

Income Statement

	Note	2022 kr.	2021 kr.
Gross profit	1	100.849	44.122
Profit from ordinary operating activities		100.849	44.122
Finance expences		-1.411	-998
Profit from ordinary activities before tax		99.438	43.124
Tax expense on ordinary activities		21.868	9.657
Profit		77.570	33.467
Proposed distribution of results			
Proposed dividend recognised in equity		58.900	57.200
Retained earnings		18.670	-23.733
Distribution of profit		77.570	33.467

RoMech ApS

Balance Sheet as of 31 December

	Note	2022 kr.	2021 kr.
Assets			
Short-term trade receivables		0	26.591
Short-term receivables from group enterprises		99.962	11.225
Receivables		99.962	37.816
Cash and cash equivalents		154.539	118.865
Current assets		254.501	156.681
Assets		254.501	156.681

Balance Sheet as of 31 December

	Note	2022 kr.	2021 kr.
Liabilities and equity			
Contributed capital		40.000	40.000
Retained earnings		100.103	14.575
Proposed dividend recognised in equity		58.900	57.200
Equity		199.003	111.775
Trade payables		6.500	7.926
Tax payables to group enterprises		21.868	9.657
Other payables		27.130	27.323
Short-term liabilities other than provisions		55.498	44.906
Liabilities other than provisions within the business		55.498	44.906
Liabilities and equity		254.501	156.681
Contingent liabilities	2		
Collaterals and assets pledged as security	3		

RoMech ApS

Statement of changes in Equity

	Contributed capital	Retained earnings	Proposed dividend recognised in equity	Total
Equity 1 January 2022	40.000	14.575	57.200	111.775
Proposed dividend			58.900	58.900
Dividend paid	0	0	-57.200	-57.200
Profit (loss)	0	85.528	0	85.528
Equity 31 December 2022	40.000	100.103	58.900	199.003

The share capital has remained unchanged since the establishment.

Notes

1. Employee benefits expense

Average number of employees

1	1
---	---

2. Contingent liabilities

No contingent liabilities exist at the balance sheet date.

The Company is jointly taxed with the other enterprises in the group and are jointly and severally liable for the taxes that concern the joint taxation.





The total amount appears from the annual report of RMJ Collins Holding ApS which is the administration company in the joint taxation.

3. Collaterals and securities

No securities or mortgages exist at the balance sheet date.

Underskrifterne i dette dokument er juridisk bindende. Dokumentet er underskrevet med Addo Sign sikker digital underskrift. Underskrivers identitet er fysisk registreret i det elektroniske PDF dokument og vist herunder.

Underskrivere

  Robert Michael John Collins Chariman d28cc348-3269-48e2-ab5a-b9208c73e4c6 04-04-2023 21:53	  Robert Michael John Collins Manager 81d85d40-b8f4-47f9-8b7b-c363c407c33a 04-04-2023 21:54
--	---

Dokumenter i transaktionen

RoMech ApS annual report.pdf	Nærværende dokument
RoMech ApS Tax return.pdf	
Følg brev underskrevet 2022.pdf	



Dokumentet er underskrevet digitalt med Addo Sign sikker signeringservice. Signeringsbeviserne i dokumentet er sikret og valideret ved anvendelse af den matematiske hashværdi af det originale dokument.

Dokumentet er låst for ændringer og tidsstemplet med et certifikat fra en betroet tredjepart. Alle kryptografiske signeringsbeviser er indlejret i PDF dokumentet, i tilfælde af de skal anvendes til validering i fremtiden.

Sådan verificeres dokumentets ægthed

Dokumentet er beskyttet med Adobe CDS certifikat. Når dokumentet åbnes i Adobe Reader, vil det fremstå som være underskrevet med Addo Sign signeringservice.