

Better Energy Ørslev P/S

Gammel Kongevej 60, 14th floor

1850 Frederiksberg C

Business Registration No. 40770291

Annual Report 2021

The annual report was presented and
adopted at the Annual General Meeting
on 9 May 2022



Ho Kei Au
Chair of the Annual General Meeting

Contents

Company information	3
Management's statement	4
Management's review	5
Income statement	6
Balance sheet	7
Statement of changes in Equity	9
Notes	10
Accounting policies	11

Better Energy Ørslev P/S

Company information

Company	Better Energy Ørslev P/S Gammel Kongevej 60, 14th floor 1850 Frederiksberg C Business Registration No.: 40770291 Date of formation: 4 September 2019
Board of Directors	Mark Augustenborg Ødum Rasmus Lildholdt Kjær Ho Kei Au
Executive Board	Anders Knokgaard Nielsen, Director
General Partner	Better Energy Komplementar DK ApS

Management's statement

Today, the Executive Board and the Board of Directors have considered and adopted the annual report of Better Energy Ørslev P/S for the financial year 1 January 2021 - 31 December 2021.

The annual report is presented in accordance with the Danish Financial Statements Act.

In our opinion, the financial statements give a true and fair view of the assets, liabilities and financial position of Better Energy Ørslev P/S at 31 December 2021 and of the results of the company's operations for the financial year 1 January 2021 - 31 December 2021.


In our opinion, the management's review includes a true and fair account of the matters addressed in the review.

The conditions for not conducting an audit of the financial statements have been met.

We recommend that the annual report be adopted at the Annual General Meeting.


Frederiksberg, 9 May 2022

Executive Board




Anders Knokgaard Nielsen
Director


Board of Directors



Mark Augustenborg Ødum
Chairman



Rasmus Lildholdt Kjær
Board member



Ho Kei Au
Board member

Better Energy Ørslev P/S

Management's review

The company's principal activities

The purpose of Better Energy Ørslev P/S is directly or indirectly to acquire, own and operate solar parks as well as related activities.

Development in activities and financial matters

Better Energy Ørslev P/S's income statement of the financial year 1 January 2021 - 31 December 2021 shows a result of DKK 1.185 and the balance sheet at 31 December 2021 a balance sheet total of DKK 404.981 and an equity of DKK 401.981.

The company was transformed into a public limited company by resolution adopted 4 November 2021. The registration was completed 8 November 2021. In connection with this, the contributed capital was increased to DKK 400.000 and the name was changed from Better Energy Ørslev ApS to Better Energy Ørslev A/S.

Better Energy Ørslev P/S was changed from a public limited company to a partner company by resolution adopted 8 November 2021. The registration was completed 9 November 2021. As a result, the name was changed from Better Energy Ørslev A/S to Better Energy Ørslev P/S.

During 2021 progress was made in developing the future solar park. Capitalised expenses up until 31 December 2021 amount to DKK 274.201.

Better Energy Ørslev P/S**Income statement**

	Note	2021 DKK	2020 DKK
Gross profit		-3.296	0
Operating profit		-3.296	0
Financial income	1	4.787	1.183
Financial expenses	2	-39	-71
Profit from ordinary activities before tax		1.452	1.112
Tax on profit for the year	3	-267	-245
Profit		1.185	867
Proposed distribution of results			
Retained earnings		1.185	867
Distribution of profit		1.185	867

Better Energy Ørslev P/S**Balance sheet as of 31 December**

	Note	2021 DKK	2020 DKK
Assets			
Property, plant and equipment in progress	4	274.201	274.201
Property, plant and equipment		<u>274.201</u>	<u>274.201</u>
Fixed assets		<u>274.201</u>	<u>274.201</u>
Receivables from group enterprises		61.430	40.182
Other receivables		68.550	0
Receivables		<u>129.980</u>	<u>40.182</u>
Cash		<u>800</u>	<u>839</u>
Current assets		<u>130.780</u>	<u>41.021</u>
Assets		<u>404.981</u>	<u>315.222</u>

Better Energy Ørslev P/S**Balance sheet as of 31 December**

	Note	2021 DKK	2020 DKK
Equity and liabilities			
Contributed capital		400.000	40.000
Retained earnings		1.981	796
Equity		401.981	40.796
Trade payables		3.000	274.201
Joint taxation payables		0	225
Short-term liabilities other than provisions		3.000	274.426
Liabilities other than provisions		3.000	274.426
Equity and liabilities		404.981	315.222
Significant events occurring after end of reporting period	5		
Group relations	6		

Better Energy Ørslev P/S

Statement of changes in Equity

	Contributed capital	Retained earnings	Total
Equity 1 January 2021	40.000	796	40.796
Increase of capital	360.000	0	360.000
Profit/loss for the year	0	1.185	1.185
Equity 31 December 2021	400.000	1.981	401.981

The company was established 4 September 2019 with a contributed capital of DKK 40.000.
4 November 2021 the contributed capital was increased by DKK 360.000 to a total of DKK 400.000.

Notes

	2021	2020
1. Financial income		
Financial income from group enterprises	4.787	1.183
	<u>4.787</u>	<u>1.183</u>
2. Financial expenses		
Other financial expenses	39	71
	<u>39</u>	<u>71</u>
3. Tax on profit for the year		
Current tax for the year	267	225
Deferred tax for the year	0	20
Adjustment of tax concerning previous years	0	4
Adjustment of deferred tax concerning previous years	0	-4
	<u>267</u>	<u>245</u>

The company has in 2021 been changed from an A/S to a partnership ("Partnerselskab") which is transparent for tax purposes.

Expensed tax is related to the period before transformation.

4. Property, plant and equipment in progress

Cost at the beginning of the year	274.201	0
Additions for the year	0	274.201
Cost at the end of the year	<u>274.201</u>	<u>274.201</u>
Carrying amount at the end of the year	<u>274.201</u>	<u>274.201</u>

5. Significant events occurring after end of reporting period

No events have occurred after the balance sheet date to this date, which would influence the evaluation of this annual report.

6. Group relations

Name and registered office of the parent company preparing consolidated statements for the smallest group: Better Energy Holding A/S, Business Registration No. 31865883, Frederiksberg.

Accounting policies

Reporting class

The annual report of Better Energy Ørslev P/S for 2021 has been presented in accordance with the provisions of the Danish Financial Statements Act applying to enterprises of reporting class B with addition of certain provisions for reporting class C.

The accounting policies applied remain unchanged from last year.

Reporting currency

The annual report is presented in Danish kroner (DKK).

Recognition and measurement

Assets are recognised in the balance sheet when it is probable as a result of a prior event that future economic benefits will flow to the company, and the value of the assets can be measured reliably.

Liabilities are recognised in the balance sheet when the company has a legal or constructive obligation as a result of a prior event, and it is probable that future economic benefits will flow out of the company, and the value of the liabilities can be measured reliably.

On initial recognition, assets and liabilities are measured at cost. Measurement subsequent to initial recognition is affected as described below for each financial statement item. Anticipated risks and losses that arise before the time of presentation of the annual report and that confirm or invalidate affairs and conditions existing at the balance sheet date are considered at recognition and measurement.

Income is recognised in the income statement when earned, whereas costs are recognised by the amounts attributable to this financial year.

Foreign currency translation

On initial recognition, foreign currency transactions are translated applying the exchange rate at the transaction date. Receivables, payables and other monetary items denominated in foreign currencies that have not been settled at the balance sheet date are translated using the exchange rate at the balance sheet date.

Exchange differences that arise between the rate at the transaction date and the one in effect at the payment date or the rate at the balance sheet date are recognised in the income statement as financial income or financial expenses. Property, plant and equipment, intangible assets, inventories and other non-monetary assets that have been purchased in foreign currencies are translated using historical rates.

Income statement

Gross profit/loss

The company has decided to aggregate certain items of the income statement in accordance with the provisions of Section 32 of the Danish Financial Statements Act.

Gross profit or loss comprises other external expenses.

Other external expenses

Other external expenses include expenses for operation and administration.

Financial income

Financial income comprises interest income, including interest income on receivables from group enterprises, amortisation of financial assets, payables and transactions in foreign currencies, fair value adjustments of financial interests as well as tax relief under the Danish Tax Prepayment Scheme etc.

Accounting policies

Financial expenses

Financial expenses comprise interest expenses, including interest expenses on payables to group enterprises, amortisation of financial liabilities, payables and transactions in foreign currencies, fair value adjustments of financial interests as well as tax surcharge under the Danish Tax Prepayment Scheme etc.

Tax on profit for the year

Tax for the year, which consists of current tax for the year and changes in deferred tax, is recognised in the income statement by the portion attributable to the profit for the year and recognised directly in equity by the portion attributable to entries directly in equity.

Balance sheet

Property, plant and equipment

Land and buildings, solar parks, tools and equipment and leasehold improvements are measured at cost less accumulated depreciation and impairment losses. Land is not depreciated.

Cost comprises the acquisition price, costs directly attributable to the acquisition and preparation costs of the asset until the time when it is ready to be put into operation.

For group-manufactured assets, cost comprises direct and indirect costs of materials, components, sub-suppliers and labor costs.

The basis of depreciation is cost less estimated residual value after the end of useful life. Straight-line depreciation is made on the basis of the following estimated useful lives of the assets:

Buildings:	50 years
Solar parks:	30 years
Tools and equipment:	3-8 years
Leasehold improvements	5 years

For leasehold improvements and assets subject to finance leases, the depreciation period cannot exceed the contract period. Estimated useful lives and residual values are reassessed annually.

Items of property, plant and equipment are written down to the lower of recoverable amount and carrying amount.

Receivables

Receivables are measured at amortised cost, usually equalling nominal value, less writedowns for bad and doubtful debts.

Cash and cash equivalents

Cash and cash equivalents comprise cash at bank and in hand as well as short-term securities with a term of less than three months which can be converted directly into cash at bank and in hand and involve only an insignificant risk of value changes.

Current tax liabilities

Current tax liabilities and current tax receivables are recognised in the balance sheet as calculated tax on the expected taxable income for the year, adjusted for tax on taxable income for previous years as well as for tax prepaid.

Accounting policies

Liabilities

Financial liabilities are recognised initially at the proceeds received net of transaction expenses incurred. In subsequent periods, financial liabilities are measured at amortized cost, corresponding to the capitalized value using the effective interest method, so that the difference between the proceeds and the nominal value is recognised in the income statement over the life of the financial instrument.

Other liabilities, comprising deposits, trade payables and other accounts payable, are measured at amortised cost, which usually corresponds to the nominal value.