

## **Egedal Tandlægerne ApS**

Dronning Dagmars Vej 210, st.  
3650 Ølstykke

CVR No. 40608494

### **Annual report 2023**

1 January 2023 - 31 December 2023

Adopted at the Annual General Meeting on 29  
June 2024

---

Martin Øllegaard  
*Chairman*

# Contents

Company details	1
Management's Review	2
Statement by Management	3
The Independent Auditor's Extended Review on the Financial Statements	4
Accounting policies	6
Income statement	11
Proposed distribution of profit and loss	11
Assets	12
Equity and liabilities	13
Statement of changes in equity	14
Notes	15

## Company details

### Company

Egedal Tandlægerne ApS  
Dronning Dagmars Vej 210, st.  
3650 Ølstykke

CVR No.: 40608494

### Executive board

Martin Øllegaard

### Board of Directors

Anita Lodbjerg Øllegaard  
Frans Maarten van Berckel  
Martin Øllegaard  
Svetlana Markusenko

### Auditors

inforevision  
statsautoriseret revisionsaktieselskab  
Buddingevej 312  
2860 Søborg  
CVR No. 19263096

Simon Høgenhav, state authorised public accountant

# Management's Review

## Primary activities

The company's primary activities is to carry on the business of dentistry and activities naturally connected therewith.

## Development in activities and finances

The results of the company's activities in the financial year amounted to a loss of DKK -1.544.897. The equity at the balance sheet date amounted to DKK 146.068.

# Statement by Management

Today The Board of Directors and The Executive Board have considered and adopted the annual report for 1 January 2023 - 31 December 2023 for Egedal Tandlægerne ApS.

The annual report is prepared in accordance with the Danish Financial Statements Act.

In our opinion, the financial statements give a true and fair view of the company's financial position at 31 December 2023 and of the results of its operations for the financial year 1 January 2023 - 31 December 2023.

We believe that the Management's review contains a fair review of the affairs and conditions referred to therein.

We recommend that the annual report be adopted at the Annual General Meeting.

Ølstykke, 29 June 2024

## Executive board

---

Martin Øllegaard  
CEO

## Board of Directors

---

Anita Lodbjerg Øllegaard  
Chairman

---

Frans Maarten van Berckel  
Board member

---

Martin Øllegaard  
Board member

---

Svetlana Markusenko  
Board member

# The Independent Auditor's Extended Review on the Financial Statements

## To the shareholder's of Egedal Tandlægerne ApS

### Conclusion

We have performed an extended review of the financial statements of Egedal Tandlægerne ApS for the financial year 1 January 2023 - 31 December 2023, which comprise a summary of significant accounting policies, income statement, balance sheet, statement of changes in equity and notes. The financial statements are prepared under the Danish Financial Statements Act.

Based on our work performed, in our opinion, the financial statements give a true and fair view of the company's financial position as at 31 December 2023 and of the results of the company's operations for the financial year 1 January 2023 - 31 December 2023 in accordance with the Danish Financial Statements Act.

### Basis for conclusion

We conducted our extended review in accordance with the Danish Business Authority's Assurance Standard for Small Enterprises and FSR – Danish Auditors' standard on extended review of financial statements prepared in accordance with the Danish Financial Statements Act. Our responsibilities under those standards and requirements are further described in the "Practitioner's responsibilities for the extended review of the financial statements" section of our report. We are independent of the company in accordance with the International Ethics Standards Board for Accountants' International Code of Ethics for Professional Accountants (IESBA Code) and the additional ethical requirements applicable in Denmark, and we have fulfilled our other ethical responsibilities in accordance with these requirements and the IESBA Code. We believe that the evidence we have obtained is sufficient and appropriate to provide a basis for our conclusion.

### Other Matter

The company is with effect from this financial year subject to statutory audit, and have decided to have an extended review of the financial statements. As described in the financial statements, we highlight, that no extended review nor audit has been performed on the comparative figures in the financial statements.

### Management's responsibilities for the financial statements

Management is responsible for the preparation of financial statements that give a true and fair view in accordance with the Danish Financial Statements Act, and for such internal control as Management determines is necessary to enable the preparation of financial statements that are free from material misstatement, whether due to fraud or error. In preparing the financial statements Management is responsible for assessing the company's ability to continue as a going concern, disclosing, as applicable, matters related to going concern and using the going concern basis of accounting in preparing the financial statements unless Management either intends to liquidate the company or to cease operations, or has no realistic alternative but to do so.

### Practitioner's responsibilities for the extended review of the financial statements

Our responsibility is to express a conclusion on the financial statements. This requires that we plan and perform procedures in order to obtain limited assurance for our conclusion on the financial statements and in addition perform specifically required supplementary procedures to obtain further assurance for our conclusion.

An extended review comprises procedures that primarily consist of making inquiries of Management and others within the Company, as appropriate, analytical procedures and the specifically required supplementary procedures as well as evaluation of the evidence obtained.

The procedures performed in an extended review are less than those performed in an audit, and accordingly, we do not express an audit opinion on the financial statements.

# The Independent Auditor's Extended Review on the Financial Statements, continued

## Statement on the Management's review

Management is responsible for the Management's review.

Our opinion on the financial statements does not cover the Management's review, and we do not express any form of assurance conclusion thereon.

In connection with our extended review of the financial statements, our responsibility is to read the Management's review and, in doing so, consider whether the Management's review is materially inconsistent with the financial statements or our knowledge obtained during the extended review, or otherwise appears to be materially misstated.

Moreover, it is our responsibility to consider whether the Management's review provides the information required under the Danish Financial Statements Act.

Based on the work we have performed, we conclude that the Management's review is in accordance with the financial statements and has been prepared in accordance with the requirements of the Danish Financial Statements Act.

We did not identify any material misstatement in the Management's review.

Søborg, 29 June 2024

inforevision

Statsautoriseret revisionsaktieselskab

CVR No. 19263096

---

Simon Høgenhav

State Authorised Public Accountant

mne33745

# Accounting policies

## Information on reporting class

The annual report has been prepared in accordance with Danish financial statement legislation as well as generally accepted accounting principles.

The annual report has been prepared in accordance with the provisions of the Danish Financial Statements Act governing Reporting class B.

Some provisions from reporting class C has been adopted.

The accounting policies have not been changed from last year.

## Generally regarding recognition and measurement

The financial statements have been prepared based on historical cost.

The income is recognised in the income statement as earned. Furthermore, value adjustments of financial assets and liabilities measured at fair value or amortised cost are recognised. Moreover, all expenses incurred to achieve the earnings for the year are recognised in the income statement, including depreciation, amortisation, impairment losses and provisions as well as reversals due to changed accounting estimates of amounts that have previously been recognised in the income statement.

Assets are recognised in the balance sheet when it is probable that future economic benefits attributable to the asset will flow to the company, and the value of the asset can be measured reliably.

Liabilities are recognised in the balance sheet when it is probable that future economic benefits will flow out of the company, and the value of the liability can be measured reliably.

Assets and liabilities are initially measured at cost. Subsequently, assets and liabilities are measured as described for each item below.

Certain financial assets and liabilities are measured at amortised cost, which involves the recognition of a constant effective interest rate over the maturity period. Amortised cost is calculated as original cost less any repayments and with addition/deduction of the cumulative amortisation of any difference between cost and the nominal amount. In this way, capital losses and gains are allocated over the maturity period.

Recognition and measurement take into account predictable losses and risks occurring before the presentation of the annual report which confirm or invalidate affairs and conditions existing at the balance sheet date.

The functional currency is Danish Kroner. All other currencies are considered foreign currencies.

## Foreign currency translation

During the year, transactions in foreign currencies have been translated applying the exchange rate at the transaction date. If currency positions are considered hedge of future cash flows, the value adjustments are recognised directly in equity.

Receivables and debt denominated in foreign currencies have been recognised at the exchange rate of the balance sheet date.

Realised and unrealised exchange gains and losses have been recognised in the income statement under other financial income and expenses.



## Accounting policies, continued

### Income statement

The income statement has been classified by nature.

### Gross profit

Gross profit/loss includes "Revenue", "Cost of sales", "Other operating income" and "External expenses".

### Revenue

As income recognition criterion, the production criterion is applied so that revenue comprises the invoiced revenue for the year reduced by prepayments and with addition for work in progress measured at market value. Revenue is measured at fair value excl. VAT and less granted discounts.

### Cost of sales

Cost of sales comprise expenses incurred to earn revenue for the year including changes in goods for resale in the year.

### Other operating income

Other operating income comprises income of a secondary nature as viewed in relation to the company's primary activities, including payments received from public authorities as well as profit on sale of fixed assets.

### External expenses

External expenses comprises Selling costs, Cost of premises and Administrative expenses.

### Staff costs

Staff costs include wages and salaries including holiday pay and pensions and other social security costs etc. to the company's employees.

### Other operating expenses

Other operating expenses comprises expenses of a secondary nature as viewed in relation to the company's primary activities, including losses on sale of fixed assets.

### Financial income

Financial income is recognised with amounts concerning the financial year. Financial income comprise interest.

### Financial expenses

Financial expenses is recognised with amounts concerning the the financial year. Financial expenses comprise interest, amortisation of debt to mortgage credit institutions as well as interest surcharge under the Danish Tax Prepayment Scheme.

## Accounting policies, continued

### Tax on profit or loss for the year

Tax on profit or loss for the year represents 22% of the book profit or loss adjusted for non-taxable and non-deductible items.

Tax on profit or loss for the year consists of the anticipated tax portion of the taxable income for the year adjusted for the changes for the year in deferred tax. Changes in deferred taxes due to adjustments of tax rates is recognised in the income statement.

Tax on profit or loss for the year is recognised in the income statement by the portion attributable to the profit or loss for the year and recognised directly in equity by the portion attributable to entries directly in equity.

The company is subject to the Danish Tax Prepayment Scheme. Interest reimbursement and interest surcharge have been recognised in financial income and expenses.

### Balance sheet

The balance sheet has been presented in account form.

### Assets

#### Intangible assets

Intangible assets are measured at cost less accumulate amortisation.

Cost comprises the acquisition price as well as costs directly related to the acquisition until the time when the asset is ready to be put into operation.

Assets are amortised on a straight-line basis over their estimated useful lives:

Category	Period
Acquired other similar rights	3 - 10 years
Goodwill	7 years

Determine the amortisation period for goodwill is based on an assessment of the acquired enterprises' or business' market position, earnings as well as expected customer loyalty, which to the highest possible extent is based on historical recorded data.

As the intangible assets are not being traded in an active and effective market, no residual values after end of use are included when determining the amortisation period.

Profit/loss on sale has been included in the income statement under other operating income and other operating expenses.

The carrying amounts of intangible assets are reviewed annually for indication of impairment for losses, apart from what is expressed by usual amortisation. If this applies, impairment for loss is made of each asset or group of assets, respectively, to lower recoverable amount. As recoverable amount, the higher of expected net selling price and net present value is applied. The net present value is calculated as the present value of the expected cash flows from the use of the asset or the group of assets.

Impairment for loss for the year is recognised in the income statement as amortisation, depreciation and impairment for loss of property, plant and equipment and intangible assets.

## Accounting policies, continued

### Property, plant and equipment

Property, plant and equipment are measured at cost less accumulate depreciation. The basis of depreciation is cost less estimated residual value after the end of useful life.

Cost comprises the acquisition price as well as costs directly related to the acquisition until the time when the asset is ready to be put into operation.

The costprice for an asset is divided into separate components, that are depreciated separately, if the useful life of the individual components is significantly different.

Depreciation is initiated when the assets are ready to be taken into operation. Assets are depreciated on a straight-line basis over their estimated useful lives with following residual values:

Category	Period	Residual value
Leasehold improvements	5 years	0%
Fixtures, fittings, tools and equipment	3 - 10 years	0%

Minor purchases with useful lives below one year have been recognised as an expense in the income statement in external expenses.

Profit/loss on sale or retirement has been included in the income statement under gross profit or loss/other operating income.

The carrying amounts of property, plant and equipment are reviewed annually for indication of impairment for losses, apart from what is expressed by usual depreciation. If this applies, impairment for loss is made of each asset or group of assets, respectively, to lower recoverable amount. As recoverable amount, the higher of expected net selling price and net present value is applied. The net present value is calculated as the present value of the expected cash flows from the use of the asset or the group of assets.

Impairment for loss for the year is recognised in the income statement as amortisation, depreciation and impairment for loss of property, plant and equipment and intangible assets.

### Other receivables classified as fixed assets

Deposits recognised as fixed assets are measured at amortised cost, which usually corresponds to nominal amount.

### Inventories

Inventories are measured at cost according to the FIFO method. In the event of cost exceeding net realisable value, writedown is made to this lower value.

Cost of goods for resale as well as raw materials and consumables comprises purchase price plus delivery costs. Cost of manufactured goods and work in progress consists of costs of raw materials, consumables, direct labour costs and other direct costs.

The net realisable value of inventories is calculated at the estimated selling price less completion costs and expected costs to execute sale. The net realisable value is determined allowing for marketability, obsolescence and development in expected sales price.

Received prepayments from customers regarding non delivered goods are recognised as liabilities.

## Accounting policies, continued

### Receivables

Receivables are measured in the balance sheet at the lower of amortised cost and net realisable value, which corresponds to nominal value less provisions for bad debts. Provisions for bad debts are determined on the basis of an individual assessment of each receivable.

### Prepayments

Prepayments comprise costs incurred relating to subsequent financial years.

### Equity and liabilities

#### Deferred tax and corporation tax

Deferred tax is measured using the balance sheet liability method. Provision has been made for deferred tax by 22% on all temporary differences between carrying amount and tax-based value of assets and liabilities. Deferred tax is also measured with respect of the planned use of the asset and the settlement of the liability.

The tax value of the tax losses to be carried forward are included in the calculation of deferred taxes if it is probable that the losses can be used. Deferred tax assets are measured at net realisable value.

The company is jointly taxed with other Danish group enterprises with DDG TOP ApS as Management company from 1. april 2022. The tax effect of the joint taxation is allocated among the group enterprises in ratio to their taxable income according to the rules on full allocation with a refund for tax losses of the Danish Corporation Tax Act.

Joint tax contributions between the jointly taxed companies which have not been settled at the balance sheet date are classified as joint tax contributions in receivables or liabilities other than provisions.

### Financial debts

Financial debts are recognised initially at the proceeds received net of transaction expenses incurred, which are directly related with the loan. In subsequent years, financial debts are measured at amortised cost equal to the capitalised value using the effective interest rate. The difference between the proceeds and the nominal value is recognised in the income statement over the loan period.

Short-term debts are measured at amortised cost, substantially corresponding to nominal value.

## Income statement

	Note	2023 DKK	2022 DKK
<b>Gross profit</b>		<b>5,864,107</b>	<b>5,672,201</b>
Staff costs	1	-5,605,178	-4,525,578
<b>Earnings before interest, taxes, depreciation and amortisation (EBITDA)</b>		<b>258,929</b>	<b>1,146,623</b>
Depreciation, amortisation and impairment losses of property, plant and equipment and intangible assets	2	-1,409,813	-720,222
Other operating expenses		-61,277	0
<b>Earnings before interest and taxes (EBIT)</b>		<b>-1,212,161</b>	<b>426,401</b>
Finance income	3	1,759	0
Finance expenses	4	-322,862	-98,523
<b>Profit/loss before tax</b>		<b>-1,533,264</b>	<b>327,878</b>
Tax on profit/loss for the year	5	-11,633	-53,259
<b>Profit/loss for the year</b>		<b>-1,544,897</b>	<b>274,619</b>

## Proposed distribution of profit and loss

	2023 DKK	2022 DKK
Proposed distribution of profit and loss for the year:		
Transferred to retained earnings	-1,544,897	274,619
<b>Profit/loss for the year</b>	<b>-1,544,897</b>	<b>274,619</b>

## Assets

	<u>Note</u>	<u>31/12-2023</u> DKK	<u>31/12-2022</u> DKK
Acquired other similar rights		239,198	0
Goodwill		3,578,952	1,586,898
<b>Intangible assets</b>	<b>6</b>	<b><u>3,818,150</u></b>	<b><u>1,586,898</u></b>
Leasehold improvements		609,163	730,964
Fixtures, fittings, tools and equipment		4,368,324	2,604,068
Prepayments for property, plant and equipment		0	1,000,000
<b>Property, plant and equipment</b>	<b>7</b>	<b><u>4,977,487</u></b>	<b><u>4,335,032</u></b>
Deposits		338,796	291,775
<b>Investments</b>	<b>8</b>	<b><u>338,796</u></b>	<b><u>291,775</u></b>
<b>Fixed assets</b>		<b><u>9,134,433</u></b>	<b><u>6,213,705</u></b>
Manufactured goods and goods for resale		190,000	150,000
<b>Inventories</b>		<b><u>190,000</u></b>	<b><u>150,000</u></b>
Trade receivables		229,510	183,904
Other receivables		154,554	0
Deferred tax assets	5	0	11,633
Prepayments		66,574	233,125
<b>Receivables</b>		<b><u>450,638</u></b>	<b><u>428,662</u></b>
<b>Cash at bank and in hand</b>		<b><u>1,072,652</u></b>	<b><u>1,862,654</u></b>
<b>Current assets</b>		<b><u>1,713,290</u></b>	<b><u>2,441,316</u></b>
<b>Total assets</b>		<b><u>10,847,723</u></b>	<b><u>8,655,021</u></b>

## Equity and liabilities

	<u>Note</u>	<u>31/12-2023</u>	<u>31/12-2022</u>
		DKK	DKK
Contributed capital		40,000	40,000
Retained earnings		106,068	1,650,965
<b>Equity</b>		<b><u>146,068</u></b>	<b><u>1,690,965</u></b>
Payables to group enterprises		8,182,613	5,072,278
<b>Long-term liabilities other than provisions</b>	<b>9</b>	<b><u>8,182,613</u></b>	<b><u>5,072,278</u></b>
Trade payables		676,177	228,448
Payables to group enterprises		1,410,822	1,282,406
Joint tax contribution payables	5	0	118,571
Other payables		432,043	262,353
<b>Short-term liabilities other than provisions</b>		<b><u>2,519,042</u></b>	<b><u>1,891,778</u></b>
<b>Liabilities other than provisions</b>		<b><u>10,701,655</u></b>	<b><u>6,964,056</u></b>
<b>Total equity and liabilities</b>		<b><u>10,847,723</u></b>	<b><u>8,655,021</u></b>
Contingent liabilities	10		
Unrecognised contractual commitments	11		

## Statement of changes in equity

	<b>Contributed capital</b>	<b>Retained earnings</b>	<b>Total</b>
	DKK	DKK	DKK
Equity at 1 January 2022	40,000	1,376,346	1,416,346
Distributed profit/loss for the year		274,619	274,619
<b>Equity at 1 January 2023</b>	<b>40,000</b>	<b>1,650,965</b>	<b>1,690,965</b>
Distributed profit/loss for the year		-1,544,897	-1,544,897
<b>Equity at 31 December 2023</b>	<b>40,000</b>	<b>106,068</b>	<b>146,068</b>

The share capital is divided into DKK 20,400 A shares and DKK 19,600 B Shares.



## Notes

### 1. Staff costs

	<u>2023</u>	<u>2022</u>
	DKK	DKK
Wages and salaries	4,737,952	3,867,624
Pensions	694,499	563,286
Other social security costs	94,716	36,563
Other staff cost	78,011	58,105
<b>Total</b>	<b><u>5,605,178</u></b>	<b><u>4,525,578</u></b>
Average number of full-time employees	<u>8</u>	<u>7</u>

### 2. Depreciation, amortisation and impairment losses of property, plant and equipment and intangible assets

	<u>2023</u>	<u>2022</u>
	DKK	DKK
Amortisation of intangible assets	522,236	442,857
Depreciation of property, plant and equipment	887,578	277,362
<b>Total</b>	<b><u>1,409,814</u></b>	<b><u>720,219</u></b>

### 3. Finance income

	<u>2023</u>	<u>2022</u>
	DKK	DKK
Other financial income	1,759	0
<b>Total</b>	<b><u>1,759</u></b>	<b><u>0</u></b>

### 4. Finance expenses

	<u>2023</u>	<u>2022</u>
	DKK	DKK
Financial expenses to group enterprises	313,260	72,278
Other financial expenses	9,602	26,245
<b>Total</b>	<b><u>322,862</u></b>	<b><u>98,523</u></b>

## Notes, continued

### 5. Tax expense

	Joint tax contribution	Deferred tax	Tax on profit/loss for the year	2022
	DKK	DKK	DKK	DKK
Payables at 1 January 2023	118,571	-11,633		
Adjustment tax, previous years	0	118,571	118,571	0
Paid in respect of previous years	-118,571			
Tax on profit/loss for the year	0	-106,938	-106,938	53,259
<b>Payables at 31 December 2023</b>	<b>0</b>	<b>0</b>		
<b>Tax on profit/loss for the year recognised in the income statement</b>			<b>11,633</b>	<b>53,259</b>

### 6. Intangible assets

	Acquired other similar rights	Goodwill	Total	2022
	DKK	DKK	DKK	DKK
Cost at 1 January 2023	0	3,100,000	3,100,000	3,100,000
Additions for the year	289,240	2,464,248	2,753,488	0
<b>Cost at 31 December 2023</b>	<b>289,240</b>	<b>5,564,248</b>	<b>5,853,488</b>	<b>3,100,000</b>
Amortisation and impairment losses at 1 January 2023	0	-1,513,102	-1,513,102	-1,070,245
Amortisation for the year	-50,042	-472,194	-522,236	-442,857
<b>Amortisation and impairment losses at 31 December 2023</b>	<b>-50,042</b>	<b>-1,985,296</b>	<b>-2,035,338</b>	<b>-1,513,102</b>
<b>Carrying amount at 31 December 2023</b>	<b>239,198</b>	<b>3,578,952</b>	<b>3,818,150</b>	<b>1,586,898</b>

## Notes, continued

### 7. Property, plant and equipment

	Leasehold improvements	Fixtures, fittings, tools and equipment	Prepay- ments for property, plant and equipment	Total	2022
	DKK	DKK	DKK	DKK	DKK
Cost at 1 January 2023	743,353	3,394,846	1,000,000	5,138,199	1,199,759
Transfers for the year	0	1,000,000	-1,000,000	0	0
Additions for the year	32,243	1,497,790	0	1,530,033	3,938,440
<b>Cost at 31 December 2023</b>	<b>775,596</b>	<b>5,892,636</b>	<b>0</b>	<b>6,668,232</b>	<b>5,138,199</b>
Depreciation and impairment losses at 1 January 2023	-12,389	-790,778	0	-803,167	-525,805
Depreciation for the year	-154,044	-733,534	0	-887,578	-277,362
<b>Depreciation and impairment losses at 31 December 2023</b>	<b>-166,433</b>	<b>-1,524,312</b>	<b>0</b>	<b>-1,690,745</b>	<b>-803,167</b>
<b>Carrying amount at 31 December 2023</b>	<b>609,163</b>	<b>4,368,324</b>	<b>0</b>	<b>4,977,487</b>	<b>4,335,032</b>

### 8. Investments

	Deposits	Total	2022
	DKK	DKK	DKK
Cost at 1 January 2023	291,775	291,775	72,948
Additions for the year	105,671	105,671	233,125
Disposals for the year	-58,650	-58,650	-14,298
<b>Cost at 31 December 2023</b>	<b>338,796</b>	<b>338,796</b>	<b>291,775</b>
<b>Carrying amount at 31 December 2023</b>	<b>338,796</b>	<b>338,796</b>	<b>291,775</b>

## Notes, continued

### 9. Long-term liabilities

	<u>31/12-2023</u>	<u>31/12-2022</u>
	DKK	DKK
<b>Liabilities in total:</b>		
Payables to group enterprises	8,182,613	5,072,278
<b>Total</b>	<b><u>8,182,613</u></b>	<b><u>5,072,278</u></b>
<b>Due beyond 5 years after the balance sheet date:</b>		
Payables to group enterprises	3,920,644	5,072,278
<b>Total</b>	<b><u>3,920,644</u></b>	<b><u>5,072,278</u></b>

### 10. Contingent liabilities

Egedal Tandlægerne ApS are jointly taxed with other group companies and are severally liable for tax on the jointly taxed incomes etc. of the group. Moreover, the group companies are jointly and severally liable for Danish withholding taxes by way of tax on interest, dividend tax and tax on royalty payments. Any subsequent adjustments of corporation taxes and withholding taxes may increase the company's liability.







### 11. Unrecognised contractual commitments

	<u>2023</u>
	DKK
The company has entered into rental commitment regarding rent of premises. The rental contract is non-terminable until 30/4 2033. The total commitment represents	4,457,338
<b>Total rental and lease obligations</b>	<b><u>4,457,338</u></b>

# PENNEO

Underskrifterne i dette dokument er juridisk bindende. Dokumentet er underskrevet via Penneo™ sikker digital underskrift. Underskrivernes identiteter er blevet registreret, og informationerne er listet herunder.

“Med min underskrift bekræfter jeg indholdet og alle datoer i dette dokument.”

<p><b>Svetlana Markusenko</b> Bestyrelsesmedlem Serienummer: e251973b-506f-4243-9fa8-dd21963ef14d IP: 212.130.xxx.xxx 2024-07-01 10:52:11 UTC</p> <p>Mit </p>	<p><b>Frans Maarten van Berckel</b> Bestyrelsesmedlem Serienummer: b2136e1c-5398-453a-a43d-9f8cab330cad IP: 77.241.xxx.xxx 2024-07-02 10:46:41 UTC</p> <p>Mit </p>
<p><b>Frans Maarten van Berckel</b> Tilsynsrådsmedlem Serienummer: b2136e1c-5398-453a-a43d-9f8cab330cad IP: 77.241.xxx.xxx 2024-07-02 10:46:41 UTC</p> <p>Mit </p>	<p><b>Martin Øllegaard</b> Direktør Serienummer: 6706346e-1ac8-4fed-86f1-f8f78a24a0ae IP: 85.132.xxx.xxx 2024-07-02 11:51:36 UTC</p> <p>Mit </p>
<p><b>Martin Øllegaard</b> Bestyrelsesmedlem Serienummer: 6706346e-1ac8-4fed-86f1-f8f78a24a0ae IP: 85.132.xxx.xxx 2024-07-02 11:51:36 UTC</p> <p>Mit </p>	<p><b>Anita Lodbjerg Øllegaard</b> Bestyrelsesformand Serienummer: c7292118-10a1-4a3f-a7a2-81e002bd8e23 IP: 85.132.xxx.xxx 2024-07-02 11:57:26 UTC</p> <p>Mit </p>

Penneo dokumentnøgle: J4YWW-NE5TY-UUM84-YM2IB-P7PIS-PN785

Dette dokument er underskrevet digitalt via **Penneo.com**. Signeringsbeviserne i dokumentet er sikret og valideret ved anvendelse af den matematiske hashværdi af det originale dokument. Dokumentet er låst for ændringer og tidsstempelt med et certifikat fra en betroet tredjepart. Alle kryptografiske signeringsbeviser er indlejret i denne PDF, i tilfælde af de skal anvendes til validering i fremtiden.

#### Sådan kan du sikre, at dokumentet er originalt

Dette dokument er beskyttet med et Adobe CDS certifikat. Når du åbner dokumentet

i Adobe Reader, kan du se, at dokumentet er certificeret af **Penneo e-signature service <penneo@penneo.com>**. Dette er din garanti for, at indholdet af dokumentet er uændret.

Du har mulighed for at efterprøve de kryptografiske signeringsbeviser indlejret i dokumentet ved at anvende Penneos validator på følgende websted: **https://penneo.com/validator**

# PENNEO

Underskrifterne i dette dokument er juridisk bindende. Dokumentet er underskrevet via Penneo™ sikker digital underskrift. Underskrivernes identiteter er blevet registreret, og informationerne er listet herunder.

“Med min underskrift bekræfter jeg indholdet og alle datoer i dette dokument.”

## Simon Høgenhav

inforevision statsautoriseret revisionsaktieselskab CVR: 19263096

Statsautoriseret revisor

Serienummer: e4445332-e832-4814-a40c-19a094694387

IP: 93.165.xxx.xxx

2024-07-02 12:28:44 UTC



## Martin Øllegaard

Dirigent

Serienummer: 6706346e-1ac8-4fed-86f1-f8f78a24a0ae

IP: 77.241.xxx.xxx

2024-07-02 13:09:50 UTC



Dette dokument er underskrevet digitalt via **Penneo.com**. Signeringsbeviserne i dokumentet er sikret og valideret ved anvendelse af den matematiske hashværdi af det originale dokument. Dokumentet er låst for ændringer og tidsstempelt med et certifikat fra en betroet tredjepart. Alle kryptografiske signeringsbeviser er indlejret i denne PDF, i tilfælde af de skal anvendes til validering i fremtiden.

### Sådan kan du sikre, at dokumentet er originalt

Dette dokument er beskyttet med et Adobe CDS certifikat. Når du åbner dokumentet

i Adobe Reader, kan du se, at dokumentet er certificeret af **Penneo e-signature service <penneo@penneo.com>**. Dette er din garanti for, at indholdet af dokumentet er uændret.

Du har mulighed for at efterprøve de kryptografiske signeringsbeviser indlejret i dokumentet ved at anvende Penneos validator på følgende websted: **https://penneo.com/validator**