



CHRISTENSEN
KJÆRULFF

PERSONLIGT ENGAGEMENT

STATSAUTORISERET
REVISIONSAKTIESELSKAB

CVR: 15 91 56 41

STORE KONGENSGADE 68
1264 KØBENHAVN K

TLF: 33 30 15 15
E-MAIL: CK@CK.DK
WEB: WWW.CK.DK

Ecomal Denmark A/S

Store Kongensgade 68, 1264 København K

Company reg. no. 40 21 09 11

Annual report

1 January - 31 December 2022

The annual report was submitted and approved by the general meeting on the

DocuSigned by:

Stuart Thrower

3F01AC93ADBE4E7...

Stuart Thrower

Chairman of the meeting

Notes:

- To ensure the greatest possible applicability of this document, IAS/IFRS English terminology has been used.
- Please note that decimal points have not been used in the usual English way. This means that for instance DKK 146.940 means the amount of DKK 146,940, and that 23,5 % means 23.5 %.



Contents

	<u>Page</u>
Reports	
Management's statement	1
Independent auditor's report on extended review	2
Management's review	
Company information	4
Management's review	5
Financial statements 1 January - 31 December 2022	
Income statement	6
Balance sheet	7
Statement of changes in equity	9
Notes	10
Accounting policies	11



Management's statement

Today, the board of directors and the managing director have presented the annual report of Ecomal Denmark A/S for the financial year 1 January - 31 December 2022.

The annual report has been presented in accordance with the Danish Financial Statements Act.


We consider the accounting policies appropriate and, in our opinion, the financial statements provide a fair presentation of the company's assets, equity and liabilities, and financial position at 31 December 2022 and of the company's results of activities in the financial year 1 January – 31 December 2022.

We are of the opinion that the management commentary presents a fair account of the issues dealt with.


We recommend that the annual report be approved at the Annual General Meeting.

København K, 7 February 2023

Managing Director


DocuSigned by:

3F01AC93ADBE4E7...
Stuart Thrower

Board of directors

DocuSigned by:

F896E6CAF2F7422...
Alexander Dziadur
Chairman

DocuSigned by:

B3BDD465F89E477...
Dirk Sandmann

DocuSigned by:

3F01AC93ADBE4E7...
Stuart Thrower



Independent auditor's report on extended review

To the Shareholders of Ecomal Denmark A/S

Opinion

We have performed an extended review of the financial statements of Ecomal Denmark A/S for the financial year 1 January - 31 December 2022, which comprise income statement, balance sheet, statement of changes in equity, notes and a summary of significant accounting policies. The financial statements are prepared under the Danish Financial Statements Act.

Based on the work performed, in our opinion, the financial statements give a true and fair view of the Company's financial position at 31 December 2022 and of the results of the Company's operations for the financial year 1 January - 31 December 2022 in accordance with the Danish Financial Statements Act.

Basis for Opinion

We conducted our extended review in accordance with the Danish Business Authority's Assurance Standard for Small Enterprises and FSR – Danish Auditors' standard on extended review of financial statements prepared in accordance with the Danish Financial Statements Act. Our responsibilities under those standards and requirements are further described in the "Auditor's responsibilities for the extended review of the Financial Statements" section of our report. We are independent of the Company in accordance with the International Ethics Standards Board for Accountants' International Code of Ethics for Professional Accountants (IESBA Code) and the additional ethical requirements applicable in Denmark, and we have fulfilled our other ethical responsibilities in accordance with these requirements and the IESBA Code. We believe that the evidence we have obtained is sufficient and appropriate to provide a basis for our opinion.

Management's Responsibilities for the Financial Statements

Management is responsible for the preparation of financial statements that give a true and fair view in accordance with the Danish Financial Statements Act, and for such internal control as Management determines is necessary to enable the preparation of financial statements that are free from material misstatement, whether due to fraud or error.

In preparing the financial statements, Management is responsible for assessing the Company's ability to continue as a going concern, disclosing, as applicable, matters related to going concern and using the going concern basis of accounting in preparing the financial statements unless Management either intends to liquidate the Company or to cease operations, or has no realistic alternative but to do so.

Auditor's responsibilities for the extended review of the Financial Statements

Our responsibility is to express a opinion on the financial statements. This requires that we plan and perform procedures in order to obtain limited assurance for our opinion on the financial statements and in addition perform specifically required supplementary procedures to obtain further assurance for our opinion.



Independent auditor's report on extended review

An extended review comprises procedures that primarily consist of making inquiries of Management and others within the Company, as appropriate, analytical procedures and the specifically required supplementary procedures as well as evaluation of the evidence obtained.

The procedures performed in an extended review are less than those performed in an audit, and accordingly, we do not express an audit opinion on the financial statements.

Statement on the Management's Review

Management is responsible for the Management's Review.

Our opinion on the financial statements does not cover the Management's Review, and we do not express any form of assurance opinion thereon.

In connection with our extended review of the financial statements, our responsibility is to read the Management's Review and, in doing so, consider whether the Management's Review is materially inconsistent with the financial statements or our knowledge obtained during the extended review, or otherwise appears to be materially misstated.

Moreover, it is our responsibility to consider whether the Management's Review provides the information required under the Danish Financial Statements Act.

Based on the work we have performed, we conclude that the Management's Review is in accordance with the financial statements and has been prepared in accordance with the requirements of the Danish Financial Statements Act. We did not identify any material misstatement in the Management's Review.

Copenhagen, 7 February 2023

Christensen Kjarulff

Company reg. no. 15 91 56 41

DocuSigned by:

Anders Nielsen

State Authorised Public Accountant
mne42832



Company information

The company

Ecomal Denmark A/S
Store Kongensgade 68
1264 København K

E mail info@dk.ecomal.com

Company reg. no. 40 21 09 11
Established: 1 March 1972
Domicile: Copenhagen
Financial year: 1 January - 31 December

Board of directors

Alexander Dziadur, Chairman
Dirk Sandmann
Stuart Thrower

Managing Director

Stuart Thrower

Auditors

Christensen Kjarulff
Statsautoriseret Revisionsaktieselskab
Store Kongensgade 68
1264 København K

Parent company

Vishay Europe GmbH



Management's review

The principal activities of the company

The Company's activities comprise trading in electronic components.

Events occurring after the end of the financial year

No events occurred after the balance sheet date that effects the financial position of the Company materially.



Income statement 1 January - 31 December

All amounts in DKK.

<u>Note</u>	<u>2022</u>	<u>2021</u>
Gross profit	5.757.193	3.873.836
1 Staff costs	-1.599.612	-2.377.433
Depreciation and impairment of property, land, and equipment	-3.967	-3.967
Operating profit	4.153.614	1.492.436
2 Other financial costs	-430.324	-535.202
Pre-tax net profit or loss	3.723.290	957.234
Tax on net profit or loss for the year	-820.740	-210.659
Net profit or loss for the year	2.902.550	746.575
Proposed distribution of net profit:		
Transferred to retained earnings	2.902.550	746.575
Total allocations and transfers	2.902.550	746.575



Balance sheet at 31 December

All amounts in DKK.

Assets			
<u>Note</u>		<u>2022</u>	<u>2021</u>
Non-current assets			
3	Other fixtures and fittings, tools and equipment	<u>0</u>	<u>3.966</u>
	Total property, plant, and equipment	<u>0</u>	<u>3.966</u>
	Total non-current assets	<u>0</u>	<u>3.966</u>
Current assets			
	Trade receivables	15.659.624	10.062.091
	Deferred tax assets	198.641	601.601
	Income tax receivables	0	152.000
	Other receivables	759	50.831
	Prepayments and accrued income	<u>30.231</u>	<u>36.410</u>
	Total receivables	<u>15.889.255</u>	<u>10.902.933</u>
	Cash on hand and demand deposits	<u>15.314.940</u>	<u>16.447.880</u>
	Total current assets	<u>31.204.195</u>	<u>27.350.813</u>
	Total assets	<u>31.204.195</u>	<u>27.354.779</u>



Balance sheet at 31 December

All amounts in DKK.

Equity and liabilities			
<u>Note</u>		<u>2022</u>	<u>2021</u>
Equity			
Contributed capital		1.000.000	1.000.000
Retained earnings		20.943.958	18.041.407
Total equity		21.943.958	19.041.407
Provisions			
Other provisions		902.914	1.771.096
Total provisions		902.914	1.771.096
Liabilities other than provisions			
Trade payables		6.153.568	4.752.145
Income tax payable		265.780	0
Other payables		1.937.975	1.790.131
Total short term liabilities other than provisions		8.357.323	6.542.276
Total liabilities other than provisions		8.357.323	6.542.276
Total equity and liabilities		31.204.195	27.354.779



Statement of changes in equity

All amounts in DKK.

	Contributed capital	Retained earnings	Total
Equity 1 January 2022	1.000.000	18.041.408	19.041.408
Profit or loss for the year brought forward	0	2.902.550	2.902.550
	1.000.000	20.943.958	21.943.958



Notes

All amounts in DKK.

	<u>2022</u>	<u>2021</u>
1. Staff costs		
Salaries and wages	1.467.528	2.180.208
Other costs for social security	<u>132.084</u>	<u>197.225</u>
	<u>1.599.612</u>	<u>2.377.433</u>
 Average number of employees	 <u>4</u>	 <u>5</u>
 2. Other financial costs		
Other financial costs	<u>430.324</u>	<u>535.202</u>
	<u>430.324</u>	<u>535.202</u>
 3. Other fixtures and fittings, tools and equipment		
Cost 1 January 2022	<u>11.900</u>	<u>11.900</u>
Cost 31 December 2022	<u>11.900</u>	<u>11.900</u>
 Amortisation and writedown 1 January 2022	 -7.934	 -157.106
Depreciation for the year	-3.966	-3.967
Reversal of depreciation, amortisation and writedown, assets disposed of	<u>0</u>	<u>153.139</u>
Amortisation and writedown 31 December 2022	<u>-11.900</u>	<u>-7.934</u>
 Carrying amount, 31 December 2022	 <u>0</u>	 <u>3.966</u>



Accounting policies

The annual report for Ecomal Denmark A/S has been presented in accordance with the Danish Financial Statements Act regulations concerning reporting class B enterprises. Furthermore, the company has decided to comply with certain rules applying to reporting class C enterprises.

The accounting policies are unchanged from last year, and the annual report is presented in DKK.

Recognition and measurement in general

Income is recognised in the income statement concurrently with its realisation, including the recognition of value adjustments of financial assets and liabilities. Likewise, all costs are recognised in the income statement, including depreciations amortisations, writedowns for impairment, provisions, and reversals due to changes in estimated amounts previously recognised in the income statement.

Assets are recognised in the statement of financial position when it seems probable that future economic benefits will flow to the company and the value of the asset can be reliably measured.

Liabilities are recognised in the statement of financial position when it is seems probable that future economic benefits will flow out of the company and the value of the liability can be reliably measured.

Assets and liabilities are measured at cost at the initial recognition. Hereafter, assets and liabilities are measured as described below for each individual accounting item.

Certain financial assets and liabilities are measured at amortised cost, allowing a constant effective interest rate to be recognised during the useful life of the asset or liability. Amortised cost is recognised as the original cost less any payments, plus/less accrued amortisations of the difference between cost and nominal amount. In this way, capital losses and gains are allocated over the useful life of the liability.

Upon recognition and measurement, allowances are made for such predictable losses and risks which may arise prior to the presentation of the annual report and concern matters that exist on the reporting date.

Foreign currency translation

Transactions in foreign currency are translated by using the exchange rate prevailing at the date of the transaction. Differences in the rate of exchange arising between the rate at the date of transaction and the rate at the date of payment are recognised in the profit and loss account as an item under net financials. If currency positions are considered to hedge future cash flows, the value adjustments are recognised directly in equity in a fair value reserve.

Receivables, payables, and other foreign currency monetary items are translated using the closing rate. The difference between the closing rate and the rate at the time of the occurrence or initial recognition in the latest financial statements of the receivable or payable is recognised in the income statement under financial income and expenses.

Fixed assets acquired and paid for in foreign currency are measured at the exchange rate prevailing at the date of the transaction.



Accounting policies

Group enterprises abroad, associates, and equity investments are considered to be independent entities. The income statements are translated at an average exchange rate for the month, and the balance sheet items are translated at the closing rates. Currency translation differences, arising from the translation of the equity of group enterprises abroad at the beginning of the year to the closing rate and from the translation of income statements from average prices to the closing rate, are recognised directly in equity in the fair value reserve. This also applies to differences arising from translation of income statements from average exchange rate to closing rate.

Translation adjustment of balances with group enterprises abroad that are considered part of the total investment in group enterprises are recognised directly in equity in the fair value reserve. Likewise, foreign exchange gains and losses on loans and derived financial instruments for currency hedging independent group enterprises abroad are recognised directly in equity.

When recognising foreign group enterprises which are integral units, the monetary items are translated using the closing rate. Non-monetary items are translated using the exchange rate prevailing at the time of acquisition or at the time of the subsequent revaluation or writedown for impairment of the asset. Income statement items are translated using the exchange rate prevailing at the date of the transaction. However, items in the income statement derived from non-monetary items are translated using historical prices.

Income statement

Gross profit

Gross profit comprises the revenue, changes in inventories of finished goods, and work in progress, work performed for own account and capitalised, other operating income, and external costs.

The enterprise will be applying IAS 11 and IAS 18 as its basis of interpretation for the recognition of revenue.

Revenue is recognised in the income statement if delivery and passing of risk to the buyer have taken place before the end of the year and if the income can be determined reliably and inflow is anticipated. Recognition of revenue is exclusive of VAT and taxes and less any discounts relating directly to sales.

Cost of sales comprises costs concerning purchase of raw materials and consumables less discounts and changes in inventories.

Other external costs comprise costs incurred for distribution, sales, advertising, administration, premises, loss on receivables, and operational leasing costs.

Staff costs

Staff costs include salaries and wages, including holiday allowances, pensions, and other social security costs, etc., for staff members.



Accounting policies

Depreciation, amortisation, and writedown for impairment

Depreciation, amortisation, and writedown for impairment comprise depreciation, amortisation, and writedown for the year and profit and loss on the disposal of intangible and tangible assets.

Financial income and expenses

Financial income and expenses are recognised in the income statement with the amounts concerning the financial year. Financial income and expenses comprise interest income and expenses, financial expenses from financial leasing, realised and unrealised capital gains and losses relating to securities, debt and transactions in foreign currency, amortisation of financial assets and liabilities as well as surcharges and reimbursements under the advance tax scheme, etc.

Tax on net profit or loss for the year

Tax for the year comprises the current income tax for the year and changes in deferred tax and is recognised in the income statement with the share attributable to the net profit or loss for the year and directly in equity with the share attributable to entries directly in equity.

Statement of financial position

Property, plant, and equipment

Other property, plant, and equipment are measured at cost less accrued depreciation and writedown for impairment.

The depreciable amount is cost less any expected residual value after the end of the useful life of the asset. The amortisation period and the residual value are determined at the acquisition date and reassessed annually. If the residual value exceeds the carrying amount, the depreciation is discontinued.

If the amortisation period or the residual value is changed, the effect on amortisation will, in future, be recognised as a change in the accounting estimates.

The cost comprises acquisition cost and costs directly associated with the acquisition until the time when the asset is ready for use.

The cost of a total asset is divided into separate components. These components are depreciated separately, the useful lives of each individual components differing, and the individual component representing a material part of the total cost.

Depreciation is done on a straight-line basis according to an assessment of the expected useful life and the residual value of the individual assets:

	Useful life	Residual value
Other fixtures and fittings, tools and equipment	3-5 years	0-20 %



Accounting policies

Minor assets with an expected useful life of less than 1 year are recognised as costs in the income statement in the year of acquisition.

Profit or loss derived from the disposal of property, land, and equipment is measured as the difference between the sales price less selling costs and the carrying amount at the date of disposal. Profit or loss is recognised in the income statement under depreciation.

As regards self-constructed assets, the cost comprises direct costs for materials, components, deliveries from subsuppliers, payroll costs, and borrowing costs from specific and general borrowing concerning the construction of each individual asset.

Leases

Leases are regarded as operating leases. Payments in connection with operating leases and other lease agreements are recognised in the income statement for the term of the contract. The company's total liabilities concerning operating leases and lease agreements are recognised under contingencies, etc.

Impairment loss relating to non-current assets

The carrying amount of both intangible and tangible fixed assets are subject to annual impairment tests in order to disclose any indications of impairment beyond those expressed by amortisation and depreciation respectively.

If indications of impairment are disclosed, impairment tests are carried out for each individual asset or group of assets, respectively. Writedown for impairment is done to the recoverable amount if this value is lower than the carrying amount.

The recoverable amount is the higher value of value in use and selling price less expected selling cost. The value in use is calculated as the present value of the expected net cash flows from the use of the asset or the asset group and expected net cash flows from the sale of the asset or the asset group after the end of their useful life.

Previously recognised impairment losses are reversed when conditions for impairment no longer exist. Impairment relating to goodwill is not reversed.

Receivables

Receivables are measured at amortised cost, which usually corresponds to nominal value.

In order to meet expected losses, impairment takes place at the net realisable value. The company has chosen to use IAS 39 as a basis for interpretation when recognising impairment of financial assets, which means that impairments must be made to offset losses where an objective indication is deemed to have occurred that an account receivable or a portfolio of accounts receivable is impaired. If an objective indication shows that an individual account receivable has been impaired, an impairment takes place at individual level.



Accounting policies

Accounts receivable for which there is no objective indication of impairment at the individual level are evaluated at portfolio level for objective indication of impairment. The portfolios are primarily based on the debtors' domicile and credit rating in accordance with the company's and the group's credit risk management policy. Determination of the objective indicators applied for portfolios are based on experience with historical losses.

Impairment losses are calculated as the difference between the carrying amount of accounts receivable and the present value of the expected cash flows, including the realisable value of any securities received. The effective interest rate for the individual account receivable or portfolio is used as the discount rate.

Prepayments and accrued income

Prepayments and accrued income recognised under assets comprise incurred costs concerning the following financial year.

Cash on hand and demand deposits

Cash on hand and demand deposits comprise cash at bank and on hand.

Income tax and deferred tax

Current tax liabilities and current tax receivable are recognised in the statement of financial position as calculated tax on the taxable income for the year, adjusted for tax of previous years' taxable income and for tax paid on account.

Deferred tax is measured on the basis of temporary differences in assets and liabilities with a focus on the statement of financial position. Deferred tax is measured at net realisable value.

Deferred tax is measured based on the tax rules and tax rates applying under the legislation prevailing in the respective countries on the reporting date when the deferred tax is expected to be released as current tax. Changes in deferred tax due to changed tax rates are recognised in the income statement, except for items included directly in the equity.

Deferred tax assets, including the tax value of tax losses allowed for carryforward, are recognised at the value at which they are expected to be realisable, either by settlement against tax of future earnings or by set-off in deferred tax liabilities within the same legal tax unit. Any deferred net tax assets are measured at net realisable value.

Provisions

Provisions comprise expected costs of warranty commitments, loss on work in progress, restructuring, etc. Provisions are recognised when the company has a legal or actual commitment resulting from a previously occurred event and when it is probable that the settlement of the liability will result in consumption of the financial resources of the company.

Provisions are measured at net realisable value or at fair value. If the fulfilment of a liability is expected to take place far in the future, the liability is measured at fair value.



Accounting policies

Guarantee liabilities comprise liabilities for repairs within the guarantee period of 1-5 years. Provisions for warranty commitments are measured on basis of the obtained experience with guarantee work. Provisions with an expected due date later than 1 year from the reporting date are discounted at a rate reflecting risk and maturity of the liability.

On the acquisition of entities, provisions for restructuring within the acquired entity are included in the acquisition cost, and thereby in the goodwill or the consolidated goodwill, to the extent that they have been recognised in the financial statements of the acquired entity in advance of the acquisition. Provisions for restructuring are included to the extent that they have been decided at the date of acquisition at the latest and that the process have been commenced.

When it is likely that the total costs will exceed the total income of contract work in progress, the total expected loss on the contract work in progress will be recognised as provisions for liabilities. The provision is recognised under production costs.

Liabilities other than provisions

Financial liabilities other than provisions related to borrowings are recognised at the received proceeds less transaction costs incurred. In subsequent periods, the financial liabilities are recognised at amortised cost, corresponding to the capitalised value when using the effective interest rate. The difference between the proceeds and the nominal value is recognised in the income statement during the term of the loan.

Other liabilities concerning payables to suppliers, group enterprises, and other payables are measured at amortised cost which usually corresponds to the nominal value.