

# Nissens®

DELIVERING THE DIFFERENCE

## NA International A/S


Ormhøjgårdvej 9, 8700 Horsens

CVR no. 39 88 01 56

Annual Report

1 May 2020 – 30 April 2021

The Annual Report was presented and approved at the Annual General Meeting of the company on 25 June 2021



Mikkel Krogslund Andersen  
Chairman

**Contents**

<b>Statement by management on the annual report</b>	<b>1</b>
<b>Independent auditor's report</b>	<b>2</b>
<b>Management's review</b>	<b>5</b>
Company details	5
Management's review	6
<b>Financial statements</b>	<b>7</b>
Income statement	7
Balance sheet at 30 April	8
Statement of changes in equity	9
Notes	10

## Statement by management on the annual report

The Board of Directors and the Executive Board have today discussed and approved the annual report of NA International A/S for the financial year 1 May 2020 - 30 April 2021.

The annual report is prepared in accordance with the Danish Financial Statements Act.

In our opinion, the financial statements give a true and fair view of the company's financial position at 30 April 2021 and of the results of the company's operations for the financial year 1 May 2020 - 30 April 2021.

In our opinion, management's review includes a fair review of the matters dealt with in the management's review.

Management recommends that the annual report be approved at the annual general meeting.

Horsens, 25 June 2021

Executive Board:




Klavs Pedersen  
CEO


Board of Directors:



Mikkel Krogslund Andersen  
Chairman



Klavs Pedersen



Jakob Backs

## **Independent auditor's report**

### **To the shareholders of NA International A/S**

#### **Opinion**

We have audited the financial statements of NA International A/S for the financial year 1 May 2020 - 30 April 2021, which comprise income statement, balance sheet, statement of changes in equity and notes, including accounting policies. The financial statements are prepared in accordance with the Danish Financial Statements Act.

In our opinion, the financial statements give a true and fair view of the company's financial position at 30 April 2021 and of the results of the company's operations for the financial year 1 May 2020 - 30 April 2021 in accordance with the Danish Financial Statements Act.

#### **Basis for opinion**

We conducted our audit in accordance with International Standards on Auditing (ISAs) and the additional requirements applicable in Denmark. Our responsibilities under those standards and requirements are further described in the "Auditor's responsibilities for the audit of the financial statements" section of our report. We believe that the audit evidence we have obtained is sufficient and appropriate to provide a basis for our opinion.

#### **Independence**

We are independent of the Company in accordance with the International Ethics Standards Board for Accountants' Code of Ethics for Professional Accountants (IESBA Code) and additional requirements applicable in Denmark, and we have fulfilled our other ethical responsibilities in accordance with these rules and requirements.

#### **Management's responsibilities for the financial statements**

Management is responsible for the preparation of financial statements that give a true and fair view in accordance with the Danish Financial Statements Act, and for such internal control as management determines is necessary to enable the preparation of financial statements that are free from material misstatement, whether due to fraud or error.

In preparing the financial statements, management is responsible for assessing the company's ability to continue as a going concern, disclosing, as applicable, matters related to going concern and using the going concern basis of accounting in preparing the financial statements unless management either intends to liquidate the company or to cease operations, or has no realistic alternative but to do so.

#### **Auditor's responsibilities for the audit of the financial statements**

Our objectives are to obtain reasonable assurance about whether the financial statements as a whole are free from material misstatement, whether due to fraud or error, and to issue an auditor's report that includes our opinion. Reasonable assurance is a high level of assurance, but is not a guarantee that an audit conducted in accordance with ISAs and the additional requirements applicable in Denmark will always detect a material misstatement when it exists. Misstatements can arise from fraud or error and are considered material if, individually or in the aggregate, they could reasonably be expected to influence the economic decisions of users made on the basis of these financial statements.

## **Independent auditor's report**

As part of an audit conducted in accordance with ISAs and the additional requirements applicable in Denmark, we exercise professional judgment and maintain professional skepticism throughout the audit. We also:

- ▶ Identify and assess the risks of material misstatement of the financial statements, whether due to fraud or error, design and perform audit procedures responsive to those risks, and obtain audit evidence that is sufficient and appropriate to provide a basis for our opinion. The risk of not detecting a material misstatement resulting from fraud is higher than for one resulting from error as fraud may involve collusion, forgery, intentional omissions, misrepresentations, or the override of internal control.
- ▶ Obtain an understanding of internal control relevant to the audit in order to design audit procedures that are appropriate in the circumstances, but not for the purpose of expressing an opinion on the effectiveness of the company's internal control.
- ▶ Evaluate the appropriateness of accounting policies used and the reasonableness of accounting estimates and related disclosures made by management.
- ▶ Conclude on the appropriateness of management's use of the going concern basis of accounting in preparing the financial statements and, based on the audit evidence obtained, whether a material uncertainty exists related to events or conditions that may cast significant doubt on the company's ability to continue as a going concern. If we conclude that a material uncertainty exists, we are required to draw attention in our auditor's report to the related disclosures in the financial statements or, if such disclosures are inadequate, to modify our opinion. Our conclusions are based on the audit evidence obtained up to the date of our auditor's report. However, future events or conditions may cause the company to cease to continue as a going concern.
- ▶ Evaluate the overall presentation, structure and contents of the financial statements, including the disclosures, and whether the financial statements represent the underlying transactions and events in a manner that gives a true and fair view.

We communicate with those charged with governance regarding, among other matters, the planned scope and timing of the audit and significant audit findings, including any significant deficiencies in internal control that we identify during our audit.

### **Statement on Management's review**

Management is responsible for the Management's review.

Our opinion on the financial statements does not cover management's review, and we do not express any form of assurance conclusion thereon.

## Independent auditor's report

In connection with our audit of the financial statements, our responsibility is to read management's review and, in doing so, consider whether management's review is materially inconsistent with the financial statements or our knowledge obtained during the audit, or otherwise appears to be materially misstated.

Moreover, it is our responsibility to consider whether management's review provides the information required under the Danish Financial Statements Act.

Based on the work we have performed, we conclude that management's review is in accordance with the financial statements and has been prepared in accordance with the requirements of the Danish Financial Statements Act. We did not identify any material misstatement of management's review.

Odense, 25 June 2021

EY Godkendt Revisionspartnerselskab

CVR no. 30 70 02 28



---

Søren Smedegaard Hvid  
State Authorised Public Accountant  
Mne31450



---

Julie Boll Knudsen  
State Authorised Public Accountant  
Mne44104

## Management's review

### Company details

Name	NA International A/S
Address, postal code, city	Ormhøjgårdvej 9, 8700 Horsens, Denmark
CVR.no.	39 88 01 56
Registered office	Horsens
1. Financial year	21 September -30 April
Financial year	1 May – 30 April
Board of Directors	Mikkel Kroghslund Andersen / Chairman Klavs Pedersen Jakob Backs
Executive board	Klavs Pedersen
Auditors	EY Godkendt Revisionspartnerselskab
Bankers	Nordea

## **Management's review**

### **Business activities**

The Company's main activities is to own shares in subsidiaries in the automotive division of the Nissens group and to provide management services to the subsidiaries.

### **Business and Financial review**

The Company's income statement for the year ended 30 April 2021 shows a profit before tax of DKK 61,614 thousand, and the balance sheet at 30 April 2021 shows equity of DKK 1,164 million.

Management regards the result of NA International A/S for the financial year 2020/2021 as satisfactory.

### **Significant events occurring after end of reporting period**

No events have occurred after the balance sheet date which could significantly affect the Company's financial position.



## Financial statements

### Income statement

For the period 1 May - 30 April

Note	DKK'000	2020/2021	2019/2020
	<b>Gross margin</b>	<b>-1,818</b>	<b>4,251</b>
2	Staff costs	-3,948	-5,229
	<b>Loss before financial income and expenses</b>	<b>-2,130</b>	<b>-978</b>
	Income from investments in group entities	65,000	78,433
3	Financial income	221	1,816
4	Finance expenses	-1,852	-2,455
	<b>Profit/loss before tax</b>	<b>61,239</b>	<b>76,816</b>
5	Tax on profit/loss for the year	375	125
	<b>Net profit/loss for the year</b>	<b>61,614</b>	<b>76,941</b>
	<b>Proposed distribution of profit</b>		
	Proposed dividend for the year	50,000	65,000
	Retained earnings	11,614	11,941
		<b>61,614</b>	<b>76,941</b>

## Financial statements

### Balance sheet at 30 April

Note	DKK'000	30 April 2021	30 April 2020
	<b>Assets</b>		
6	Investments in group entities	1,234,614	1,180,912
	<b>Fixed asset investments</b>	<b>1,234,614</b>	<b>1,180,912</b>
	<b>Total fixed assets</b>	<b>1,234,614</b>	<b>1,180,912</b>
	Corporate tax receivable	130	125
	Receivables from group entities	25,454	28,534
	Deferred tax assets	245	0
	Other receivables	3,492	0
	<b>Receivables</b>	<b>29,321</b>	<b>28,659</b>
	Cash	208	38
	<b>Total current assets</b>	<b>29,529</b>	<b>28,697</b>
	<b>Total assets</b>	<b>1,264,143</b>	<b>1,209,609</b>
	<b>Equity and liabilities</b>		
	<b>Equity</b>		
7	Share capital	1,000	1,000
	Retained earnings	1,113,073	1,101,459
	Proposed dividend	50,000	65,000
	<b>Total equity</b>	<b>1,164,073</b>	<b>1,167,459</b>
	<b>Provisions</b>		
8	Other payables	63	44
	<b>Total provisions</b>	<b>63</b>	<b>44</b>
	<b>Long-term debt</b>	<b>63</b>	<b>44</b>
	Short-term portion of long-term liabilities		
	Payables to group entities	98,340	40,332
	Trade payables	26	633
	Other payables	1,641	1,141
	<b>Short-term debt</b>	<b>100,007</b>	<b>42,106</b>
	<b>Total liabilities</b>	<b>100,070</b>	<b>42,150</b>
	<b>Total equity and liabilities</b>	<b>1,264,143</b>	<b>1,209,609</b>
9	Contingent assets, liabilities and other financial obligations		
10	Related parties and ownership		

## Financial statements

### Statement of changes in equity

DKK'000	Share capital	Retained earnings	Proposed dividend for the year	Total
Equity at 1 May 2020	1,000	1,101,459	65,000	1,167,459
Ordinary dividend paid	0	0	-65,000	-65,000
Net profit for the year	0	11,614	50,000	61,614
<b>Equity at 30 April 2021</b>	<b>1,000</b>	<b>1,113,073</b>	<b>50,000</b>	<b>1,164,073</b>

DKK'000	Share capital	Retained earnings	Proposed dividend for the year	Total
Equity at 1 May 2019	1,000	1,089,518	75,000	1,165,518
Ordinary dividend paid	0	0	-75,000	-75,000
Net profit for the year	0	11,941	65,000	76,941
<b>Equity at 30 April 2020</b>	<b>1,000</b>	<b>1,101,459</b>	<b>65,000</b>	<b>1,167,459</b>

## Financial statements

### Notes

#### 1 Accounting policies

The annual report of NA International A/S for 2020/2021 has been prepared in accordance with the provisions of the Danish Financial Statements Act applying to reporting class B and elective choice of certain provisions applying to reporting class C entities.

The annual report for 2020/2021 is presented in DKK'000.

Effective from the financial year 2020/2021, the Company has implemented amending act no. 1716 of 27 December 2018 to the Danish Financial Statements Act. The implementation of the amending act has not affected the Company's accounting policies on recognition and measurement of assets and liabilities but has solely entailed new and amended presentation and disclosure requirements.

The accounting policies used in the preparation of the financial statements are consistent with those of last year.

Pursuant to section §112 of the Danish Financial Statements Act, the company has not prepared consolidated financial statements. The financial statements for NA International A/S and its group entities are part of the consolidated financial statements for K. Nissens International A/S.

#### **Basis of recognition and measurement**

Income is recognised in the income statement as earned, including value adjustments of financial assets and liabilities. All expenses, including amortisation, depreciation and impairment losses, are also recognised in the income statement.

Assets are recognised in the balance sheet when it is probable that future economic benefits will flow to the company and the value of the asset can be measured reliably.

Liabilities are recognised in the balance sheet when it is probable that future economic benefits will flow from the company and the value of the liability can be measured reliably.

On initial recognition, assets and liabilities are measured at cost. On subsequent recognition, assets and liabilities are measured as described below for each individual accounting item.

Certain financial assets and liabilities are measured at amortised cost using the effective interest method. Amortised cost is calculated as the historic cost less any instalments and plus/less the accumulated amortisation of the difference between the cost and the nominal amount.

On recognition and measurement, allowance is made for predictable losses and risks which occur before the annual report is presented and which confirm or invalidate matters existing at the balance sheet date.

#### **Income statement**

##### **Other operating income**

Other operating income comprises items of a secondary nature relative to the company's core activities including management fees.

##### **Other external expenses**

Other external expenses include the year's expenses relating to the company's core activities, including administration.

## Financial statements

### Notes

#### 1 Accounting policies (continued)

##### Gross margin

In the income statement other operating income and other external expenses are presented as gross margin, disclosure according to §32 of the Danish Financial Statements Act.

##### Staff costs

Staff costs include wages and salaries, including compensated absence and pensions as well as other social security contributions, etc. made to the company's employees. The item is net of refunds made by public authorities.

##### Financial income and expenses

Financial income and expenses are recognised in the income statement at the amounts that relate to the financial reporting period. The items comprise interest income and expenses, e.g. from group entities and associates, exchange gains and losses of financial assets and liabilities.

##### Income from investments in group entities

Dividend from subsidiaries are recognized as income in the income statement when adopted at the General Meeting of the subsidiaries. However, dividends relating to earnings in the subsidiary before it was acquired by the parent company are set off against the cost of the subsidiaries.

##### Tax on profit/loss for the year

Tax for the year includes current tax on the year's expected taxable income and the year's deferred tax adjustments. The portion of the tax for the year that relates to the profit/loss for the year is recognised in the income statement, whereas the portion that relates to transactions taken to equity is recognised in equity.

The Company and its Danish group entities are jointly taxed. The total Danish income tax charge is allocated between profit/loss-making Danish entities in proportion to their taxable income (full absorption).

Jointly taxed entities entitled to a tax refund are reimbursed by the management company based on the rates applicable to interest allowances, and jointly taxed entities which have paid too little tax pay a surcharge according to the rates applicable to interest surcharges to the management company.

### Balance sheet

#### Investments in subsidiaries

Investments in subsidiaries are measured at cost price. Where cost exceeds the recoverable amount, write down is made to this lower value.

#### Receivables

Receivables are measured at amortised cost, which usually corresponds to the nominal value. Provisions are made for bad debts on the basis of objective evidence that a receivable or a group of receivables are impaired. Provisions are made to the lower of the net realisable value and the carrying amount.

An impairment loss is recognised if there is objective evidence that a receivable or a group of receivables is impaired. If there is objective evidence that an individual receivable is impaired, an impairment loss for that individual asset is recognised.

## Financial statements

### Notes

#### 1 Accounting policies (continued)

Impairment losses are calculated as the difference between the carrying amount of the receivables and the present value of the expected cash flows, including the realisable value of any collateral received, using the effective interest rate of individual receivables or portfolios of receivables as discount rate.

#### Cash

Cash comprise cash and short term securities which are readily convertible into cash and subject only to minor risks of changes in value.

#### Dividend

Proposed dividends are disclosed as a separate item under equity. Dividends are recognised as a liability at the date of declaration by the annual general meeting.

#### Income tax and deferred tax

Current tax liabilities and current tax receivables are recognised in the balance sheet as the estimated tax on the taxable income for the year, adjusted for tax on the taxable income for previous years and tax paid on account.

Deferred tax is measured according to the liability method in respect of temporary differences between the carrying amount of assets and liabilities and their tax base, calculated on the basis of the planned use of the asset and settlement of the liability, respectively.

Deferred tax assets, including the tax base of tax loss allowed for carry forward are measured at the value to which the asset is expected to be realised, either by elimination in tax on future income or by offsetting against deferred tax liabilities within the same legal tax entity. Any deferred net tax assets are measured at net realisable value.

Deferred tax is measured according to the tax rules and at the tax rates applicable in the respective countries at the balance sheet date when the deferred tax is expected to crystallise as current tax. Deferred tax adjustments resulting from changes in tax rates are recognised in the income statement, with the exception of items taken directly to equity.

#### Liabilities

Other liabilities are measured at net realisable value.

#### Foreign currency translation

On initial recognition, transactions denominated in foreign currencies are translated at the exchange rate at the transaction date. Foreign exchange differences arising between the exchange rates at the transaction date and the date of payment are recognised in the income statement as financial income or financial expenses.

Receivables, payables and other monetary items denominated in foreign currencies are translated at the exchange rate at the balance sheet date. The difference between the exchange rates at the balance sheet date and the date at which the receivable or payable arose or was recognised in the most recent financial statements is recognised in the income statement as financial income or financial expenses.

## Financial statements

### Notes

<b>2 Staff costs</b>		
	<b>1 May 2020 – 30 April 2021</b>	<b>1 May 2019 – 30 April 2020</b>
<b>DKK'000</b>		
Wages and salaries	3,835	5,125
Pensions	103	94
Other social security costs	10	10
<b>Total employee benefit expense</b>	<b>3,948</b>	<b>5,229</b>
Average number of full time employee	2	2
<b>3 Financial income</b>		
	<b>1 May 2020– 30 April 2021</b>	<b>1 May 2019 – 30 April 2020</b>
<b>DKK'000</b>		
Interest receivable, group entities	221	1,816
	<b>221</b>	<b>1,816</b>
<b>4 Financial expenses</b>		
	<b>1 May 2020– 30 April 2021</b>	<b>1 May 2019 – 30 April 2020</b>
<b>DKK'000</b>		
Interest expenses, group entities	1,825	2,454
Foreign exchange rate loss	27	1
	<b>1,852</b>	<b>2,455</b>
<b>5 Tax on profit/loss for the year</b>		
	<b>1 May 2020 – 30 April 2021</b>	<b>1 May 2019 – 30 April 2020</b>
<b>DKK'000</b>		
Estimated tax charge for the year	130	125
Deferred tax for the year	245	0
	<b>375</b>	<b>125</b>

## Financial statements

### Notes

#### 6 Investments in group entities

DKK'000	2020/2021	2019/2020
Cost at 1 May	1,180,912	1,180,912
Additions	53,702	0
Cost at 30 April	<b>1,234,614</b>	<b>1,180,912</b>

Investments in subsidiaries are specified as follows:

Name	Legal form	Registered office	Ownership	Equity DKK '000	Profit/loss DKK '000
<b>Subsidiaries</b>					
Nissens Automotive A/S	A/S	Denmark	100%	272,734	105,571
Nissens UK Ltd	Ltd	England	100%	5,068	679
Nissen France EURL	EURL	France	100%	8,743	865
Radiadores Nissen S.A.	S.A	Spain	100%	16,824	1,361
Nissens Sverige A.B.	A.B	Sweden	100%	2,555	179
Nissens Schweiz A.G.	A.G	Switzerland	100%	2,795	196
Nissens Portugal LDA	Lda.	Portugal	100%	1,186	54
Chlodnice Nissens Polska Sp.zo.o.	Sp. Z o.o	Poland	100%	3,575	303
Nissens Belgium S.A.	S.A	Belgium	100%	4,964	362
Nissens Hungaria Jarmuhuto Kft	Ktf.	Hungary	100%	3,242	363
Nissens Italia S.R.L.	S.r.l	Italy	100%	3,901	837
Nissens Finland OY	OY	Finland	100%	8,404	224
Nissens North America Inc.	Inc.	USA	100%	23,434	4,869
Nissens Ukraine Ltd	Ltd.	Ukraine	100%	-5,207	-1,421
Nissens Deutschland GmbH	GmbH	Germany	100%	6,845	1,009
Nissens Automotive SK S.R.O.	S.r.o.	Slovakia	100%	15,439	2,029
AVA Benelux BV	BV	Netherland	100%	25,032	-5,421
AVA CEE Sp. z o.o.	Sp. Z o.o	Poland	100%	6,469	1,558
AVA Cooling UK Ltd	Ltd	England	100%	6,733	-1,732
AVA Cooling France	SAS	France	100%	11,636	-939
Selskabet af 29. April 2021 A/S	A/S	Danmark	100%	-1,702	-1,402
Nissens Automotive Service A/S	A/S	Danmark	100%	3,993	-7

#### 7 Equity

The share capital consists of:

	Nominal value
1 shares of DKK 1.000 thousand nominal value each	1,000
	<b>1,000</b>



## Financial statements

### Notes

#### 8 Long-term debt

DKK'000	Debt at 1 May 2020	Debt at 30 April 2021	Payment within 1 year	Payment between 1 - 5 years	Debt after 5 years
Other payables	44	63	0	0	63
	<b>44</b>	<b>63</b>	<b>0</b>	<b>0</b>	<b>63</b>

#### 9 Contingent assets, liabilities and other financial obligations

##### Recourse and non-recourse guarantee commitments

The company is jointly taxed with its parent company, AX V Nissens III ApS (management company), and is jointly and severally liable with the other jointly taxed entities for the payment of income taxes as well as withholding taxes on interest, royalties and dividends.

The Company is jointly VAT registered with its subsidiary, Nissens Automotive A/S, and is jointly and severally liable for joint VAT registration.

Rent liabilities and payments under operating leases concerning cars to DKK 21 thousand (30 April 2020 DKK 0 thousand).

The remaining terms are 0-1 year.

#### 10 Related parties and ownership

##### Controlling interest

K. Nissen International A/S, Horsens, Denmark

AX V Nissens ApS, Horsens, Denmark

AX V Nissens I ApS, Horsens, Denmark

AX V Nissens II ApS, Horsens, Denmark

AX V Nissens III ApS, Horsens, Denmark

##### Transactions

All intercompany transactions have been carried out through normal market terms.

##### Consolidated financial statements

The Company is included in the group annual report of

Ultimate:

AX V Nissens III ApS, CVR no. 38 64 73 50

Immediate:

K. Nissen International A/S, Horsens, CVR no. 70 60 69 17