

Risskov Brynet III K/S


c/o Taurus Ejendomsadministration ApS
Skovvejen 11, st., 8000 Aarhus C

CVR no. 38 88 12 05

Annual report 2023

Approved at the Company's annual general meeting on ²⁶~~25~~ April 2024

Chair of the meeting:



.....
Sotiria Kamyli

Contents

Statement by the Management	2
Independent auditor's report	3
Management's review	5
Financial statements 1 January - 31 December	7
Income statement	7
Balance sheet	8
Statement of changes in equity	10
Notes to the financial statements	11

Statement by the Management

Today, the Management has discussed and approved the annual report of Risskov Brynet III K/S for the financial year 1 January - 31 December 2023.


The annual report is prepared in accordance with the Danish Financial Statements Act.

In our opinion, the financial statements give a true and fair view of the financial position of the Company at 31 December 2023 and of the results of the Company's operations for the financial year 1 January - 31 December 2023.


Further, in our opinion, the Management's review gives a fair review of the matters discussed in the Management's review.

We recommend that the annual report be approved at the annual general meeting.


Aarhus, ²⁵~~28~~ April 2024
Executive Board:



Timm Grün



Sotiria Kampyli



Manon Casulli

Independent auditor's report

To the limited partner of Risskov Brynet III K/S

Opinion

We have audited the financial statements of Risskov Brynet III K/S for the financial year 1 January - 31 December 2023, which comprise income statement, balance sheet, statement of changes in equity and notes, including accounting policies. The financial statements are prepared in accordance with the Danish Financial Statements Act.

In our opinion, the financial statements give a true and fair view of the financial position of the Company at 31 December 2023 and of the results of the Company's operations for the financial year 1 January - 31 December 2023 in accordance with the Danish Financial Statements Act.

Basis for opinion

We conducted our audit in accordance with International Standards on Auditing (ISAs) and the additional requirements applicable in Denmark. Our responsibilities under those standards and requirements are further described in the "Auditor's responsibilities for the audit of the financial statements" section of our report. We believe that the audit evidence we have obtained is sufficient and appropriate to provide a basis for our opinion.

Independence

We are independent of the Company in accordance with the International Ethics Standards Board for Accountants' International Code of Ethics for Professional Accountants (IESBA Code) and the additional ethical requirements applicable in Denmark, and we have fulfilled our other ethical responsibilities in accordance with these requirements and the IESBA Code.

Management's responsibilities for the financial statements

Management is responsible for the preparation of financial statements that give a true and fair view in accordance with the Danish Financial Statements Act and for such internal control as Management determines is necessary to enable the preparation of financial statements that are free from material misstatement, whether due to fraud or error.

In preparing the financial statements, Management is responsible for assessing the Company's ability to continue as a going concern, disclosing, as applicable, matters related to going concern and using the going concern basis of accounting in preparing the financial statements unless Management either intends to liquidate the Company or to cease operations, or has no realistic alternative but to do so.

Auditor's responsibilities for the audit of the financial statements

Our objectives are to obtain reasonable assurance as to whether the financial statements as a whole are free from material misstatement, whether due to fraud or error and to issue an auditor's report that includes our opinion. Reasonable assurance is a high level of assurance, but is not a guarantee that an audit conducted in accordance with ISAs and the additional requirements applicable in Denmark will always detect a material misstatement when it exists. Misstatements can arise from fraud or error and are considered material if, individually or in the aggregate, they could reasonably be expected to influence the economic decisions of users taken on the basis of the financial statements.

As part of an audit conducted in accordance with ISAs and the additional requirements applicable in Denmark, we exercise professional judgement and maintain professional scepticism throughout the audit. We also:

- ▶ Identify and assess the risks of material misstatement of the financial statements, whether due to fraud or error, design and perform audit procedures responsive to those risks and obtain audit evidence that is sufficient and appropriate to provide a basis for our opinion. The risk of not detecting a material misstatement resulting from fraud is higher than for one resulting from error as fraud may involve collusion, forgery, intentional omissions, misrepresentations or the override of internal control.
- ▶ Obtain an understanding of internal control relevant to the audit in order to design audit procedures that are appropriate in the circumstances, but not for the purpose of expressing an opinion on the effectiveness of the Company's internal control.

Independent auditor's report

Evaluate the appropriateness of accounting policies used and the reasonableness of accounting estimates and related disclosures made by Management.

Conclude on the appropriateness of Management's use of the going concern basis of accounting in preparing the financial statements and, based on the audit evidence obtained, whether a material uncertainty exists related to events or conditions that may cast significant doubt on the Company's ability to continue as a going concern. If we conclude that a material uncertainty exists, we are required to draw attention in our auditor's report to the related disclosures in the financial statements or, if such disclosures are inadequate, to modify our opinion. Our conclusions are based on the audit evidence obtained up to the date of our auditor's report. However, future events or conditions may cause the Company to cease to continue as a going concern.

Evaluate the overall presentation, structure and contents of the financial statements, including the note disclosures, and whether the financial statements represent the underlying transactions and events in a manner that gives a true and fair view.

We communicate with those charged with governance regarding, among other matters, the planned scope and timing of the audit and significant audit findings, including any significant deficiencies in internal control that we identify during our audit.

Statement on the Management's review

Management is responsible for the Management's review.

Our opinion on the financial statements does not cover the Management's review, and we do not express any form of assurance conclusion thereon.

In connection with our audit of the financial statements, our responsibility is to read the Management's review and, in doing so, consider whether the Management's review is materially inconsistent with the financial statements or our knowledge obtained during the audit, or otherwise appears to be materially misstated.

Moreover, it is our responsibility to consider whether the Management's review provides the information required under the Danish Financial Statements Act.

Based on the work we have performed, we conclude that the Management's review is in accordance with the financial statements and has been prepared in accordance with the requirements of the Danish Financial Statement Act. We did not identify any material misstatement of the Management's review.

Copenhagen, ²⁵~~24~~ April 2024
EY Godkendt Revisionspartnerselskab
CVR no. 30 70 02 28

Kaare K. Lendorf
State Authorised Public Accountant
mne33819

Emil Johnsen
State Authorised Public Accountant
mne50640

Management's review

Company details

Name	Risskov Brynet III K/S
Address, Postal code, City	c/o Taurus Ejendomsadministration ApS Skovvejen 11, st., 8000 Aarhus C
CVR no.	38 88 12 05
Established	17 August 2017
Registered office	Aarhus
Financial year	1 January - 31 December
Executive Board	Timm Grün Sotiria Kampyli Manon Casulli
General Partner	Strandholmen GP S.a.r.l.
Auditors	EY Godkendt Revisionspartnerselskab Dirch Passers Allé 36, P.O. Box 250, 2000 Frederiksberg, Denmark

Management's review

Business review

The purpose of the company is to acquire and operate real estate. The company may provide guarantees, raise loans, grant loans or otherwise directly or indirectly assist with the financing of the group. The Company may, at its own expense or on behalf of a third party, carry on any business useful or necessary to fulfill its purposes or purposes which are directly or indirectly related to its own or a third party's purpose.

Financial review

The income statement for 2023 shows a loss of DKK 15,044,469 against a loss of DKK 2,058,244 last year, and the balance sheet at 31 December 2023 shows equity of DKK 22,374,770.

As the company's purpose is investment in properties, the Company is affected by changes in the property market, including the general economic conditions.

The market situation in the real estate sector is affected by uncertainty, as a result high inflation and increasing interest rates. However, the company's activities have not been significantly affected by this.

The uncertainty related to interest rates and yields has created a gap between buyers' and sellers' expectation to sales prices of properties which is reflected in the lower transaction volume for investment properties in 2023.

This has been reflected in the valuation of the company's properties.

Events after the balance sheet date

No events materially affecting the Company's financial position have occurred subsequent to the financial year-end.

Financial statements 1 January - 31 December

Income statement

Note	DKK	2023	2022
	Gross profit	3,675,910	4,225,542
	Fair value adjustment of investment property	-14,240,000	-3,349,000
	Profit/loss before net financials	-10,564,090	876,542
	Financial income	81,369	4,847
3	Financial expenses	-4,561,748	-2,939,633
	Profit/loss for the year	<u>-15,044,469</u>	<u>-2,058,244</u>
	Recommended appropriation of profit/loss		
	Extraordinary dividend distributed in the year	1,000,000	5,000,000
	Retained earnings/accumulated loss	<u>-16,044,469</u>	<u>-7,058,244</u>
		<u>-15,044,469</u>	<u>-2,058,244</u>

Financial statements 1 January - 31 December

Balance sheet

Note	DKK	<u>2023</u>	<u>2022</u>
	ASSETS		
	Fixed assets		
4	Property, plant and equipment		
	Investment property	107,190,000	121,430,000
		<u>107,190,000</u>	<u>121,430,000</u>
5	Investments		
	Investments in group enterprises	30,839,645	30,839,645
		<u>30,839,645</u>	<u>30,839,645</u>
	Total fixed assets	<u>138,029,645</u>	<u>152,269,645</u>
	Non-fixed assets		
	Receivables		
	Other receivables	9,675	19,217
	Prepayments	29,477	60,186
		<u>39,152</u>	<u>79,403</u>
	Cash	3,350,220	2,869,139
	Total non-fixed assets	<u>3,389,372</u>	<u>2,948,542</u>
	TOTAL ASSETS	<u>141,419,017</u>	<u>155,218,187</u>

Financial statements 1 January - 31 December

Balance sheet

Note	DKK	2023	2022
	EQUITY AND LIABILITIES		
	Equity		
	Share capital	1,000,000	1,000,000
	Retained earnings	21,374,770	37,419,239
	Total equity	22,374,770	38,419,239
	Liabilities other than provisions		
6	Non-current liabilities other than provisions		
	Mortgage debt	64,043,574	64,015,170
	Payables to group entities	42,017,615	42,017,615
	Deposits	1,156,644	1,310,692
		107,217,833	107,343,477
	Current liabilities other than provisions		
6	Short-term part of long-term liabilities other than provisions	4,832,116	2,416,006
	Trade payables	279,423	300,111
	Payables to group enterprises	6,666,235	6,666,235
	Other payables	46,877	71,347
	Deferred income	1,763	1,772
		11,826,414	9,455,471
	Total liabilities other than provisions	119,044,247	116,798,948
	TOTAL EQUITY AND LIABILITIES	141,419,017	155,218,187

- 1 Accounting policies
- 2 Staff costs
- 7 Contractual obligations and contingencies, etc.
- 8 Security and collateral
- 9 Related parties

Financial statements 1 January - 31 December

Statement of changes in equity

DKK	Share capital	Retained earnings	Total
Equity at 1 January 2022	1,000,000	44,477,483	45,477,483
Transfer through appropriation of loss	0	-2,058,244	-2,058,244
Dividend distributed	0	-5,000,000	-5,000,000
Equity at 1 January 2023	1,000,000	37,419,239	38,419,239
Transfer through appropriation of loss	0	-15,044,469	-15,044,469
Dividend distributed	0	-1,000,000	-1,000,000
Equity at 31 December 2023	1,000,000	21,374,770	22,374,770

Financial statements 1 January - 31 December

Notes to the financial statements

1 Accounting policies

The annual report of Risskov Brynet III K/S for 2023 has been prepared in accordance with the provisions in the Danish Financial Statements Act applying to reporting class B entities and elective choice of certain provisions applying to reporting class C entities.

Pursuant to section 110(1) of the Danish Financial Statements Act, the Company has not prepared consolidated financial statements.

The accounting policies used in the preparation of the financial statements are consistent with those of last year.

Basis of recognition and measurement

Revenues are recognised in the income statement as earned. Furthermore, value adjustments of financial assets and liabilities measured at fair value or amortised cost are recognised. Moreover, all expenses incurred to achieve the earnings for the year are recognised in the income statement.

Assets are recognized in the balance sheet when it is probable that future economic benefits will flow to the company, and the value of the asset can be reliably measured.

Liabilities are recognized in the balance sheet when it is probable that future economic benefits will be deducted company and the value of the liability can be measured reliably.

At initial recognition, assets and liabilities are measured at cost. Subsequently, assets and liabilities are measured as described for each accounting item below.

Reporting currency

The financial statements are presented in Danish kroner (DKK).

Income statement

Revenue

The Company has chosen IAS 11/ IAS 18 as interpretation for revenue recognition.

Rental income is recognised on a straight line-basis over the term of the lease.

Revenue is measured at the consideration received and is recognised exclusive of VAT and net of discounts relating to sales.

Gross profit

The items revenue, expenses, property and external expenses have been aggregated into one item in the income statement called gross profit in accordance with section 32 of the Danish Financial Statements Act.

Expenses, property

Property expenses include expenses relating to renting out the Company's investment property, including expenses relating to running and maintaining such property.

Other external expenses

Other external expenses include the year's expenses relating to the Company's core activities, including expenses relating to distribution, sale, advertising, administration, premises, bad debts, payments under operating leases, etc.

Financial statements 1 January - 31 December

Notes to the financial statements

1 Accounting policies (continued)

Profit/loss from investments in group entities

The item includes dividends from investments in group entities and associates. Dividend distributions that either exceed the profit for the year or where the carrying amount of the investments exceeds the consolidated carrying amounts of the group entity's net assets will indicate impairment for which reason an impairment test will have to be conducted.

Financial income and expenses

Financial income and expenses are recognised in the income statements at the amounts that concern the financial year. Net financials include interest income and expenses as well as allowances and surcharges under the advance-payment-of-tax scheme, etc.

Balance sheet

Investment property

On initial recognition, investment property is measured at cost. Investment property is subsequently measured at fair value, and the value adjustment for the year is recognised in the income statement under the item "Fair value adjustment of investment property". The fair value is based on the expected future cash flows for the investment property.

Investments in group entities

Investments in group entities and associates are measured at cost, which includes the cost of acquisition calculated at fair value plus direct costs of acquisition. If there is evidence of impairment, an impairment test is conducted. Where the carrying amount exceeds the recoverable amount, a write-down is made to such lower value.

Receivables

The Company has chosen IAS 39 as interpretation for impairment write-down of financial receivables.

Receivables are measured at amortised cost.

An impairment loss is recognised if there is objective evidence that a receivable or a group of receivables is impaired. If there is objective evidence that an individual receivable has been impaired, an impairment loss is recognised on an individual basis.

Receivables in respect of which there is no objective evidence of individual impairment are tested for objective evidence of impairment on a portfolio basis. The portfolios are primarily based on the debtors' domicile and credit ratings in line with the Company's risk management policy. The objective evidence applied to portfolios is determined based on historical loss experience.

Impairment losses are calculated as the difference between the carrying amount of the receivables and the present value of the expected cash flows, including the realisable value of any collateral received. The effective interest rate for the individual receivable or portfolio is used as discount rate.

Prepayments

Prepayments recognised under "Assets" comprise prepaid expenses regarding subsequent financial reporting years.

Financial statements 1 January - 31 December

Notes to the financial statements

1 Accounting policies (continued)

Cash

Cash comprise cash and short term securities which are readily convertible into cash and subject only to minor risks of changes in value.

Income taxes

The Limited Partnership is not subject to taxation.

Liabilities

The Company has chosen IAS 39 as interpretation for liabilities.

Financial liabilities are recognised at the date of borrowing at the net proceeds received less transaction costs paid. On subsequent recognition, financial liabilities are measured at amortised cost, corresponding to the capitalised value, using the effective interest rate. Accordingly, the difference between the proceeds and the nominal value is recognised in the income statement over the term of the loan. Financial liabilities also include the capitalised residual lease liability in respect of finance leases.

Other liabilities are measured at net realisable value.

Deferred income

Deferred income recognised as a liability comprises payments received concerning income in subsequent financial reporting years.

Fair value

The fair value measurement is based on the principal market. If no principal market exists, the measurement is based on the most advantageous market, i.e. the market that maximises the price of the asset or liability less transaction and/or transport costs.

All assets and liabilities which are measured at fair value, or whose fair value is disclosed, are classified based on the fair value hierarchy, see below:

Level 1: Value in an active market for similar assets/liabilities

Level 2: Value based on recognised valuation methods on the basis of observable market information

Level 3: Value based on recognised valuation methods and reasonable estimates (non-observable market information).

If a reliable fair value cannot be stated according to the above levels, the asset or liability is measured at cost.

Financial statements 1 January - 31 December

Notes to the financial statements

2 Staff costs

The Company has no employees.

DKK	2023	2022
3 Financial expenses		
Interest expenses, group entities	2,416,010	2,416,008
Other financial expenses	2,145,738	523,625
	<u>4,561,748</u>	<u>2,939,633</u>

4 Property, plant and equipment

DKK	Investment property
Cost at 1 January 2023	107,501,770
Cost at 31 December 2023	107,501,770
Revaluations at 1 January 2023	13,928,230
Value adjustments for the year	-14,240,000
Revaluations at 31 December 2023	-311,770
Carrying amount at 31 December 2023	<u>107,190,000</u>

Investment property

Fair value estimation

Assumptions underlying the determination of fair value of investment properties

The company's investments property is measured at fair value after the fair value hierarchy level 3.

The fair value is an estimate made by management based on information available and actual expectations as to the future.

Independent appraiser are consulted for purposes of estimating the fair values.

A weighted exit yield of 4.45% and a discount rate of 6.58% has been applied in the market value assessment at 31 December 2023.

The company's investment property is 100% parking and residential.

The investment property is located in the area of Aarhus.

The property is valued at fair value based on DCF model, which is based on forecasts for future cash flows that the individual property is expected to generate, expected CAPEX investments and development in vacancy.

The fair value has been assessed together for Risskov Brynet III K/S and Risskov Brynet Parkering B K/S, which amounts to DKK 128,000,000. The fair value has been allocated to the two entities based on the original cost price. The assumptions below are based on the total value of DKK 128,000,000.

Financial statements 1 January - 31 December

Notes to the financial statements

Significant fair value assumptions

- ▶ The fair value of investment properties amounts to DKK 107.190.000
- ▶ Budget period: 10 years
- ▶ Residential rent per sqm: DKK 1,520
- ▶ Parking rent per lot: DKK 296 monthly
- ▶ Operating expenses per sqm: DKK 299
- ▶ Herof external maintenance per sqm: DKK 46
- ▶ Net yield: 4.40 %

Sensitivity analysis

Changes in estimated required rate of return for investment properties will affect the value of investment properties recognized in the balance sheet as well as value adjustments carried in the income statement.

An increase in the discount rate by 0.5 percentage points will imply a decrease in the fair value of DKK 10,635,258. A decrease in the discount rate by 0.5 percentage points will imply an increase in the fair value of DKK 13,147,523.

5 Investments

DKK	Investments in group enterprises
Cost at 1 January 2023	30,839,645
Cost at 31 December 2023	30,839,645
Carrying amount at 31 December 2023	30,839,645

Group entities

Name	Legal form	Domicile	Interest	Equity DKK	Profit/loss DKK
Risskov Brynet Parkering B	K/S	Aarhus	100.00%	28,121,103	2,744,338

6 Non-current liabilities other than provisions

Payments due within 1 year are recognised in short-term debt. Other debt is recognised in long-term debt.

The debt falls due for payment as specified below:

DKK	Total debt at 31/12 2023	Short-term portion	Long-term portion	Outstanding debt after 5 years
Mortgage debt	64,043,574	0	64,043,574	62,641,424
Payables to group entities	46,849,731	4,832,116	42,017,615	42,017,615
Deposits	1,156,644	0	1,156,644	1,156,644
	<u>112,049,949</u>	<u>4,832,116</u>	<u>107,217,833</u>	<u>105,815,683</u>

Financial statements 1 January - 31 December

Notes to the financial statements

7 Contractual obligations and contingencies, etc.

Contingent liabilities

The limited partnership has guaranteed Risskov Brynet Parkering B K/S by joint and several liability.

8 Security and collateral

As security for mortgage debts, DKK 62.641.424, mortgage security of 65.000.000 DKK has been granted on investment properties representing a book value of DKK 107.190.000 at 31 December 2023.

9 Related parties

Risskov Brynet III K/S' related parties comprise the following:

Parties exercising control

<u>Related party</u>	<u>Domicile</u>	<u>Basis for control</u>
Strandholmen GP S.a.r.l.	Luxembourg	General Partner

PENNEO

Underskrifterne i dette dokument er juridisk bindende. Dokumentet er underskrevet via Penneo™ sikker digital underskrift. Underskrivernes identiteter er blevet registreret, og informationerne er listet herunder.

"Med min underskrift bekræfter jeg indholdet og alle datoer i dette dokument."

Emil Johnsen

Stats.aut revisor

På vegne af: EY Godkendt Revisionspartnerselskab

Serienummer: emil.johnsen@dk.ey.com

IP: 165.225.xxx.xxx

2024-05-02 19:38:57 UTC

Kaare Kristensen Lendorf

EY Godkendt Revisionspartnerselskab CVR: 30700228

Stats.aut revisor

På vegne af: EY Godkendt Revisionspartnerselskab

Serienummer: 8eede778-219e-4dd7-8652-c0d59bb93611

IP: 165.225.xxx.xxx

2024-05-02 19:41:55 UTC



Dette dokument er underskrevet digitalt via **Penneo.com**. Signeringsbeviserne i dokumentet er sikret og valideret ved anvendelse af den matematiske hashværdi af det originale dokument. Dokumentet er låst for ændringer og tidsstempelt med et certifikat fra en betroet tredjepart. Alle kryptografiske signeringsbeviser er indlejret i denne PDF, i tilfælde af de skal anvendes til validering i fremtiden.

Sådan kan du sikre, at dokumentet er originalt

Dette dokument er beskyttet med et Adobe CDS certifikat. Når du åbner dokumentet

i Adobe Reader, kan du se, at dokumentet er certificeret af **Penneo e-signature service <penneo@penneo.com>**. Dette er din garanti for, at indholdet af dokumentet er uændret.

Du har mulighed for at efterprøve de kryptografiske signeringsbeviser indlejret i dokumentet ved at anvende Penneos validator på følgende websted: <https://penneo.com/validator>