



## **GLOBAL MARITIME FORUM FOUNDATION**

Amaliegade 33B, 3.  
DK-1256 Copenhagen K

### **Annual report 2021**

(1 January – 31 December)

Approved by the Board at the annual general meeting  
on 26 April 2022

  
\_\_\_\_\_  
(chairman)

CVR-no. 38 86 41 22

## TABLE OF CONTENTS

STATEMENT BY MANAGEMENT ON THE ANNUAL REPORT	3
INDEPENDENT AUDITOR'S REPORT	4
MANAGEMENT'S REVIEW	6
About the Foundation	6
Operating review	9
FINANCIAL STATEMENTS 1 JANUARY – 31 DECEMBER	12
Accounting policies	12
Income statement	17
Balance sheet	18
Statement of changes in equity	20
Notes	21

## STATEMENT BY MANAGEMENT ON THE ANNUAL REPORT

Today, the Board of Directors and the Executive Board have discussed and approved the annual report of Global Maritime Forum Foundation for the financial year 1 January – 31 December 2021.

The annual report has been prepared in accordance with the Danish Financial Statements Act.

In our opinion, the financial statements give a true and fair view of the financial position of the Foundation at 31 December 2021 and of the results of the Foundations operations for the financial year 1 January – 31 December 2021.

Further, in our opinion, the Management's review gives a fair review of the matters discussed in the Management's review.





We recommend that the annual report be approved at the annual general meeting.

Copenhagen, 26 April 2022

### Executive Board:

  
\_\_\_\_\_  
Johannah Christensen  
Chief Executive Officer  
\_\_\_\_\_  
Kasper Emil Søgaard  
Managing Director  
\_\_\_\_\_  
Michael Søsted  
Managing Director

### Board of Directors:

  
\_\_\_\_\_  
Peter Stokes  
Chairman  
\_\_\_\_\_  
Randy Chen  
Deputy chairman  
\_\_\_\_\_  
Jan Dieleman  
\_\_\_\_\_  
Claus Michael Valentin  
Hemmingsen  
\_\_\_\_\_  
Christine Kung Wai Loh  
\_\_\_\_\_  
Oivind Lorentzen III  
\_\_\_\_\_  
Antonios Papadimitriou  
\_\_\_\_\_  
Michael Alexander  
James Parker

## INDEPENDENT AUDITOR'S REPORT

### To the Board of Directors of Global Maritime Forum Foundation

#### Opinion

We have audited the financial statements of Global Maritime Forum Foundation for the financial year 1 January – 31 December 2021, which comprise income statement, balance sheet, statement of changes in equity, notes and accounting policies. The financial statements are prepared in accordance with the Danish Financial Statements Act.

In our opinion, the financial statements give a true and fair view of the financial position of the Foundation at 31 December 2021 and of the results of the Foundation's operations for the financial year 1 January – 31 December 2021 in accordance with the Danish Financial Statements Act.

#### Basis for opinion

We conducted our audit in accordance with International Standards on Auditing (ISAs) and additional requirements applicable in Denmark. Our responsibilities under those standards and requirements are further described in the "Auditor's responsibilities for the audit of the financial statements" section of our report. We believe that the audit evidence we have obtained is sufficient and appropriate to provide a basis for our opinion.

#### Independence

We are independent of the Foundation in accordance with the International Ethics Standards Board for Accountants' International Code of Ethics for Professional Accountants (IESBA Code) and the additional ethical requirements applicable in Denmark, and we have fulfilled our other ethical responsibilities in accordance with these requirements and the IESBA Code.

#### Management's responsibilities for the financial statements

Management is responsible for the preparation of financial statements that give a true and fair view in accordance with the Danish Financial Statements Act and for such internal control as Management determines is necessary to enable the preparation of financial statements that are free from material misstatement, whether due to fraud or error.

In preparing the financial statements, Management is responsible for assessing the Foundation's ability to continue as a going concern, disclosing, as applicable, matters related to going concern and using the going concern basis of accounting in preparing the financial statements unless Management either intends to liquidate the Foundation or to cease operations, or has no realistic alternative but to do so.

#### Auditor's responsibilities for the audit of the financial statements

Our objectives are to obtain reasonable assurance as to whether the financial statements as a whole are free from material misstatement, whether due to fraud or error, and to issue an auditor's report that includes our opinion. Reasonable assurance is a high level of assurance, but is not a guarantee that an audit conducted in accordance with ISAs and additional requirements applicable in Denmark will always detect a material misstatement when it exists. Misstatements can arise from fraud or error and are considered material if, individually or in the aggregate, they could reasonably be expected to influence the economic decisions of users taken on the basis of the financial statements.

As part of an audit conducted in accordance with ISAs and additional requirements applicable in Denmark, we exercise professional judgement and maintain professional scepticism throughout the audit. We also:

- Identify and assess the risks of material misstatement of the financial statements, whether due to fraud or error, design and perform audit procedures responsive to those risks and obtain audit evidence that is sufficient and appropriate to provide a basis for our opinion. The risk of not detecting a material misstatement resulting from fraud is higher than for one resulting from error, as fraud may involve collusion, forgery, intentional omissions, misrepresentations or the override of internal control.



## INDEPENDENT AUDITOR'S REPORT

- Obtain an understanding of internal control relevant to the audit in order to design audit procedures that are appropriate in the circumstances, but not for the purpose of expressing an opinion on the effectiveness of the Foundation's internal control.
- Evaluate the appropriateness of accounting policies used and the reasonableness of accounting estimates and related disclosures made by Management.
- Conclude on the appropriateness of Management's use of the going concern basis of accounting in preparing the financial statements and, based on the audit evidence obtained, whether a material uncertainty exists related to events or conditions that may cast significant doubt on the Foundation's ability to continue as a going concern. If we conclude that a material uncertainty exists, we are required to draw attention in our auditor's report to the related disclosures in the financial statements or, if such disclosures are inadequate, to modify our opinion. Our conclusions are based on the audit evidence obtained up to the date of our auditor's report. However, future events or conditions may cause the Foundation to cease to continue as a going concern.
- Evaluate the overall presentation, structure and contents of the financial statements, including the note disclosures, and whether the financial statements represent the underlying transactions and events in a manner that gives a true and fair view.

We communicate with those charged with governance regarding, among other matters, the planned scope and timing of the audit and significant audit findings, including any significant deficiencies in internal control that we identify during our audit.

### Statement on the Management's review

Management is responsible for the Management's review.

Our opinion on the financial statements does not cover the Management's review, and we do not express any form of assurance conclusion thereon.

In connection with our audit of the financial statements, our responsibility is to read the Management's review and, in doing so, consider whether the Management's review is materially inconsistent with the financial statements or our knowledge obtained during the audit, or otherwise appears to be materially misstated.

Moreover, it is our responsibility to consider whether the Management's review provides the information required under the Danish Financial Statements Act.

Based on the work we have performed, we conclude that the Management's review is in accordance with the financial statements and has been prepared in accordance with the requirements of the Danish Financial Statements Act. We did not identify any material misstatement of the Management's review.

Copenhagen, 26 April 2022  
EY Godkendt Revisionspartnerselskab  
CVR-no. 30 70 02 28

  
Thomas Bruun Kofoed  
State Authorised  
Public Accountant  
mne28677

## MANAGEMENT'S REVIEW

### About the Foundation

Global Maritime Forum Foundation  
Amaliegade 33 B, 3.  
DK-1256 Copenhagen K

Phone: +45 38 40 18 00  
E-mail: [info@globalmaritimeforum.org](mailto:info@globalmaritimeforum.org)

CVR-no: 38 86 41 22  
Founded: 10 July 2017  
Financial year: 1 January – 31 December

### Executive Board

Ms. Johannah Christensen (born 1972)  
Chief Executive Officer

Mr. Kasper Søgård (born 1976)  
Managing Director, Head of Institutional Strategy and Development

Mr. Michael Søsted (born 1975)  
Managing Director, Head of Operations and Finance

### Board of Directors

Mr. Peter Stokes, Chairman (born 1950).  
Elected to the Board of Directors on 10 July 2017. Current period expires in April 2022.  
Senior Adviser and Head of Shipping at Lazard until his retirement in March 2021. Member of the Board of Directors of Caravel Shipping Ltd., a non-executive director of Ultragas ApS until its acquisition by Navigator Holdings Ltd. in August 2021. Thereafter non-executive director of Navigator Holdings Ltd. Member of the advisory board of Ultrana. Senior adviser at Oak Hill Advisors LLP.  
Competences within the maritime industry, finance, investment, strategic planning, and communication.  
Peter Stokes is considered an independent member of the Board of Directors.

Mr. Randy Chen, Deputy Chairman (born 1973).  
Elected to the Board of Directors on 10 July 2017. Current period expires in April 2022.  
Director and Vice Chairman at Wan Hai Lines. Deputy chairman and director at UK P&I Club and member of the Board of Directors of Interasia Lines, NIS Holdings, Commercial Management Limited, Mission Possible Partnership, Core Power and S-One.  
Competences within the maritime industry, finance, general management, strategic planning, and emerging markets.  
Randy Chen is not considered an independent member of the Board of Directors, since Wan Hai Lines is a partner to the Global Maritime Forum.



## MANAGEMENT'S REVIEW

### Board of Directors (continued)

Mr. Jan Dieleman (born 1973).

Elected to the Board of Directors on 26 March 2020. Current period expires in April 2022.

President at Cargill Ocean Transportation. Director at Great Wave Navigation, Chair of the Sea Cargo Charter Association, and Member of the Advisory Board of Lloyds Register.

Competences within the maritime industry, finance, general management, strategic planning, and emerging markets.

Jan Dieleman is not considered an independent member of the Board of Directors as Cargill Ocean Transportation is a partner to the Global Maritime Forum.

Mr. Claus Michael Valentin Hemmingsen (born 1962).

Elected to the Board of Directors on 26 March 2020. Current period expires in April 2022.

CEO and owner of CVH Consulting Aps. Chairperson of the Boards at DFDS, HusCompagniet, Innargi and Maersk Drilling. Member of the Boards at A.P. Moller Holding, The A.P. Moller Foundations, MMM Center for Zero Carbon Shipping and Bacher Workwear.

Competences experiences particularly from within the maritime and offshore drilling industries, incl. M&A, commercial and general management, operational expertise, strategic planning, HSSE & Sustainability, and emerging markets.

Claus Michael Valentin Hemmingsen is considered an independent member of the Board of Directors.

Ms. Christine Kung Wai Loh (born 1956).

Elected to the Board of Directors on 2 October 2018 and reelected in April 2021. Current period expires in April 2023.

Chief Development Strategist at Institute for the Environment, The Hong Kong University of Science and Technology. Visiting Professor at Anderson School of Management, University of California. Member of the board of the Robert HN Ho Family Foundation and CDP Worldwide. Member of BASF Stakeholder Advisory Council. Member of HSBC's Climate Advisory Panel. Consultant to the HKSAR Government on research relevant to the Greater Bay Area's environmental policies.

Competences within the maritime industry, academia, public administration, strategic planning, emerging markets and multi stakeholder engagement.

Christine Kung Wai Loh is considered an independent member of the Board of Directors.

## MANAGEMENT'S REVIEW

### Board of Directors (continued)

Mr. Oivind Lorentzen III (born 1950).

Elected to the Board of Directors on 10 July 2017. Current period expires in April 2022.

Managing director of Northern Navigation LLC. Member of the Board of Dorian LPG LTD and a member of the advisory committee of the David Rockefeller Center for Latin America Affairs (Harvard University) and of the Council on Foreign Relations. He is a founding sponsor and retired Chairman of the Northern Shipping Funds as well as retired Vice Chairman and CEO of SEACOR Holdings. He has also served as Director of Genesee & Wyoming, Inc (rail), Era Group, Inc (aviation), Blue Danube, Inc. (inland river), as well as, Managing Director of Lorentzen Empreendimentos S. A., Rio de Janeiro (paper pulp and shipping).

Competences within the maritime industry, general management, strategic planning, and emerging markets.

Oivind Lorentzen III is considered an independent member of the Board of Directors.

Mr. Antonios Papadimitriou (born 1955).

Elected to the Board of Directors on 26 March 2020. Current period expires in April 2022.

President and Treasurer of the Board of Directors of the Onassis Foundation. Founding Partner of A.S. Papadimitriou and Partners Law Firm. Lawyer to the Supreme Court of Athens.

Competences within the maritime industry, law, finance, general management, and strategic planning.

Antonios Papadimitriou is not considered an independent member of the Board of Directors as the Onassis Foundation is a partner to the Global Maritime Forum.

Mr. Michael Alexander James Parker (born 1956).

Elected to the Board of Directors on 10 July 2017. Current period expires in April 2022.

Chairman, Global Shipping, Logistics & Offshore at Citi. Chairman EMEA Corporate Banking, Vice Chairman EMEA Global Banking. Chairman of the Poseidon Principles Association. Member of the Advisory Board of London International Shipping Week. Competences within the maritime industry, finance, general management, and strategic planning.

Michael Alexander James Parker is considered an independent member of the Board of Directors.

### Auditor

EY Godkendt Revisionspartnerselskab  
Dirch Passers Allé 36  
DK-2000 Frederiksberg



## MANAGEMENT'S REVIEW

### Operating review

#### Primarily activities

The Foundation is committed to shaping the future of global seaborne trade to increase sustainable long-term economic development and human wellbeing.

To serve its mission, the Foundation convenes leaders from across the maritime community with policy makers, NGOs, experts and other influential decision-makers and opinion shapers from all geographies in a community to discuss common challenges and to work together on developing new solutions and recommendations for action.

In order to do so, the Foundation identifies, develops and shares new insights and key issues on the global agenda and facilitates collaborative projects and initiatives that can deliver long-term impact and sustainable change.

The Foundation is independent of political and commercial interests and operates in full respect of the important role played by governments and international institutions.

The profits of the Foundation are allocated at the discretion of the Board of Directors and are used in connection with the Foundation's own activities and to maintain and develop its activities on a long-term basis. Available funds are distributed as grants to support the objectives of the Foundation. No grants have been distributed in 2021.

#### Activities and financial development

Being a convener for top-level decisions-makers in and around the maritime industry, which very much relies on stakeholders coming together to collaborate on shared challenges, COVID-19 continued to represent an obstacle.

Despite the pandemic, 2021 has successfully followed up on the breakthrough in 2019 and 2020 for the Global Maritime Forum as a recognized platform for collaborative action. With the Annual Summit, the involvement in COP26 in Glasgow, the launch of Poseidon Principles Marine Insurance, the continued work in the Getting to Zero Coalition and the continued prominence of the Poseidon Principles, the Sea Cargo Charter, the Neptune Declaration, leadership group on inclusion and diversity, the Global Maritime Issues Monitor and the Future Maritime Leaders essay competition, the Global Maritime Forum has been able to achieve the goals set out at the beginning of the year.

Specifically on the Annual Summit in London, the event was a complex undertaking due to the uncertainty created by Covid-19, and the decision to add a virtual component to the Summit at a late stage to make sure that stakeholders outside of Europe could join the discussions. Despite the challenges, the Summit and accompanying events received very positive feedback and is considered to be an important success.

The decision to add an virtual component into the Annual Summit and thus lower the number of in-person participants at the summit in London lowered the expenses for catering for summit participants and social events while the revenue was kept the same all together benefiting the financial result of the foundation.

## MANAGEMENT'S REVIEW

### Operating review

#### Activities and financial development (Continued)

The Foundation has agreements with 6 strategic partners, 39 partners and 6 project partners, each supporting the Global Maritime Forum's mission through a commitment of cost contribution. The Foundation has recognised revenues of EUR 4.985 thousand in the income statement for 2021, when including received contribution.

A significant increase in project activities throughout 2021 played an important role in the growth in revenue. Particularly, Mission Possible Partnership and Quadrature Climate Foundation projects together represent a major part of the recognized revenue for all the external projects in 2021.

Of the external and staff costs in 2021, EUR 840 thousand has been spent on the Annual Summit held in October and additional activities.

The profit after tax for 2021 amounts to EUR 1.079 thousand, which is very satisfactory.

The profit for the year is transferred to retained earnings under the equity after a reservation has been made of EUR 200 thousand to the grant reserve. The total grant reserve amounts to EUR 350 thousand at 31 December 2021. The total retained earnings under the equity amounted to EUR 1.292 thousand at 31 December 2021.

#### Expectations for the future

The situation in Ukraine and the sanctions are not expected to have any direct or significant impact on the foundation and its activities. In addition, COVID-19 is not regarded as a critical challenge to the Danish society and the situation is getting more and more back to normal as it was known before the pandemic. That said, being a convener for top-level decisions-makers in and around the global maritime industry involves different regional and national approaches, restraints and travel restrictions to mitigating the pandemic. Thus, the Global Maritime Forum will in the year to come continue to develop both in-person as well as virtual initiatives to adapt to the new reality. However, the partnership contributions have not been negatively impacted, and this is not expected to change in the future. Therefore, the Foundation has a reason to expect the same high level of activities in 2022.



## MANAGEMENT'S REVIEW

### Operating review

#### Foundation governance

The Foundation complies with the recommendations on foundation governance in accordance with section 77a of the Danish Financial Statements.

The statutory statement is available on the Global Maritime Forum Foundation's website, which can be accessed via the following link:

[http://www.globalmaritimeforum.org/content/2022/03/Statutory-report-on-foundation-governance\\_2021.pdf](http://www.globalmaritimeforum.org/content/2022/03/Statutory-report-on-foundation-governance_2021.pdf)

#### Policy for distributions

In accordance with the objective of the foundation support is provided to bring leaders from all parts of the maritime value chain together with policy makers, NGOs, experts and other influential decision makers and opinion leaders from all over the world in a community to discuss common challenges and work together to develop new solutions and recommendations.

The Foundation supports projects that work to shape the future of global maritime trade in order to promote long-term, sustainable economic development and human wellbeing. Determining such support is derived from the criteria stated in the Articles of Association of the foundation.

The Global Maritime Forum do that by identifying, facilitating and supporting activities involving high level executives and leaders as well as young leaders from across the value chain of seaborne trade together with other key stakeholders for the purpose of developing and sharing new knowledge and essential issues on the global agenda, initiatives that help identify new solutions to benefit both society and industry, and collaborative projects and initiatives that can result in long-term impacts and sustainable changes. Global Maritime Forum does not support individual companies, or activities which have already been finalized.

No distributions have been made in 2021. The policy for distributions is available on the website of the Foundation.

## FINANCIAL STATEMENTS 1 JANUARY - 31 DECEMBER

### Accounting policies

The annual report of Global Maritime Forum Foundation for 2021 has been prepared in accordance with the provisions in the Danish Financial Statements Act applying to reporting class B entities.

The accounting policies are consistent with those for last year.

The Foundation applies EUR as its functional and reporting currency. The exchange rate used as per 31 December 2021 between DKK and EUR is 743.65 (2020: 743.93).

### Foreign currency translation

On initial recognition, transactions denominated in foreign currencies are translated at the exchange rates at the transaction date. Foreign exchange differences arising between the exchange rate at the transaction date and the rate at the date of payment are recognised in the income statement as financial income or financial expenses.

Receivables and payables and other monetary items denominated in foreign currencies are translated at closing rates. The difference between the exchange rates at the balance sheet date and the date at which the receivable or payable arose or was recognised in the latest financial statements is recognised in the income statement as financial income or financial expenses.

Non-current assets acquired in foreign currencies are measured at the exchange rates at the transaction date.

### Recognition and measurement

Assets are recognised in the balance sheet when it is probable that future economic benefits will flow to the Foundation and the value of the asset can be reliably measured.

Liabilities are recognised in the balance sheet when an outflow of economic resources is probable and when the liability can be reliably measured.

On initial recognition, assets and liabilities are measured at cost. Subsequently, assets and liabilities are measured as described below for each individual item.

In recognising and measuring assets and liabilities, any gains, losses and risks occurring prior to the presentation of the annual report that evidence conditions existing at the balance sheet date are taken into account.

Income is recognised in the income statement as earned, including value adjustments of financial assets and liabilities measured at fair value or amortised cost. Equally, costs incurred to generate the year's earnings are recognised, including depreciation, amortisation, impairment losses and provisions as well as reversals as a result of changes in accounting estimates of amounts which were previously recognised in the income statement.



## FINANCIAL STATEMENTS 1 JANUARY - 31 DECEMBER

### Accounting policies

#### Income statement

##### **Revenue**

Income from partnership agreements, contributions and sponsorships are recognised in the income statement as earned and when the income relates to activities for the period.

Revenue is measured at the fair value of the agreed consideration exclusive of VAT and taxes charged on behalf of third parties. All discounts and rebates granted are recognised in revenue.

In so far as revenue is considered prepayments or revenue comes with obligations to fulfill certain activities, revenues is recognised as liabilities (deferred income) until the obligations have been fulfilled and the revenue is considered earned and recognised in the income statement.

The foundation uses IAS 18 as interpretation for the recognition of revenues.

##### **Other external expenses**

Other external expenses comprise expenses relating to the arrangement of a Global Maritime Forum and the administration of the Foundation, including expenses for rent, secretariat, travel, web, advisers etc.

##### **Staff costs**

Staff costs comprise wages, salaries and benefits, including holiday allowance and other social security costs, for the Foundation's employees less refunds received from public authorities.

##### **Financial income and expenses**

Financial income and expenses comprise interest income and expense, realised and unrealised gains and losses on payables and transactions denominated in foreign currencies as well as surcharges and refunds under the on-account tax scheme.

##### **Tax for the year**

Tax for the year comprises current tax for the year and changes in deferred tax. The tax expense relating to the profit/loss for the year is recognised in the income statement, and the tax expense relating to amounts directly recognised in equity is recognised directly in equity. The tax expense recognised in the income statement relating to the extraordinary profit/loss for the year is allocated to this item, whereas the remaining tax expense is allocated to the profit/loss for the year from ordinary activities.

The Danish tax legislation for Foundations like Global Maritime Forum Foundation offers the option to make provisions for coming grants as means for reduction in the tax payments. The provisions are not recognised in the financial statements.

## FINANCIAL STATEMENTS 1 JANUARY – 31 DECEMBER

### Accounting policies

#### **Grants**

Grants are recognised in the annual report when the grants have been announced to the receiver and the Foundation is obligated to pay out the grants.

The grants are recognised as an appropriation of the profit or loss for the period.

### Balance sheet

#### **Intangible assets**

On initial recognition, intangible assets are measured at cost.

Acquired software are measured at cost less accumulated amortization. Software is amortised on a straight-line basis over the expected useful lives of the software, which are 3 years.

Cost comprises the purchase price but not production overheads or borrowing costs.

Gains and losses on the disposal of intangible assets are calculated as the difference between the selling price less costs to sell and the carrying amount at the date of disposal. Gains and losses are recognized in the income statement as other operating income or other operating expenses, respectively.

#### **Equipment and leasehold improvements**

On initial recognition, equipment and leasehold improvements are measured at cost.

Equipment and leasehold improvements are subsequently measured at cost less accumulated depreciation.

The basis of depreciation is based on the residual value of the asset at the end of its useful life and is reduced by impairment losses, if any. The depreciation period and the residual value are determined at the time of acquisition and are reassessed every year. Where the residual value exceeds the carrying amount of the asset, no further depreciation charges are recognised.

In case of changes in the depreciation period or the residual value, the effect on the depreciation charges is recognised prospectively as a change in accounting estimates.

Cost comprises the purchase price and any costs directly attributable to the acquisition until the date when the asset is available for use. Production overheads and borrowing costs are not included in cost.

Where individual components of an item of equipment and leasehold improvements have different useful lives, they are accounted for as separate items, which are depreciated separately.

## FINANCIAL STATEMENTS 1 JANUARY – 31 DECEMBER

### Accounting policies

#### ***Equipment and leasehold improvements (continued)***

Depreciation is provided on a straight-line basis over the expected useful lives of the assets, which are as follows:

Equipment	3-5 years
Leasehold improvements	5 years

Gains and losses on the disposal of equipment and leasehold improvements are calculated as the difference between the selling price less costs to sell and the carrying amount at the date of disposal. Gains and losses are recognised in the income statement as other operating income or other operating expenses, respectively.

#### ***Impairment of non-current assets***

The carrying amount of equipment and leasehold improvements are tested annually for indication of impairment other than the decrease in value reflected by depreciation.

Impairment tests are conducted on individual assets or groups of assets when there is indication of impairment. The carrying amount of impaired assets is reduced to the higher of the net selling price and the value in use (recoverable amount).

The value in use is determined as the present value of the anticipated net cash flows from the use of the asset or group of assets.

Previously recognised impairment losses are reversed when the reason for recognition no longer exists.

#### ***Receivables***

Receivables are measured at amortised cost.

The foundation uses IAS 39 as interpretation for the recognition of write-down on receivables.

An impairment loss is recognised if there is objective evidence that a receivable or a group of receivables is impaired. If there is objective evidence that an individual receivable has been impaired, an impairment loss is recognised on an individual basis.

Receivables with no objective indication of individual impairment are assessed for objective indication of impairment on a portfolio basis. The portfolios are primarily composed on the basis of debtors' domicile and credit ratings in accordance with the Foundation's credit risk management policy. The objective indicators used for portfolios are determined based on historical loss experience.

Impairment losses are calculated as the difference between the carrying amount of the receivables and the present value of the expected cash flows, including the realisable value of any collateral received. The effective interest rate for the individual receivable or portfolio is used as discount rate.



## FINANCIAL STATEMENTS 1 JANUARY – 31 DECEMBER

### Accounting policies

#### *Prepayments*

Prepayments comprise expenses incurred concerning subsequent financial years.

#### *Equity*

The Foundation's equity is divided into a capital base (undistributable) and retained earnings (distributable) according to the Danish Commercial Foundations Act and the Foundation's statutes. Amounts reserved for future grants are recognized in a separate reserve.

#### *Income tax and deferred tax*

Current tax payable and receivable are recognised in the balance sheet as tax computed on the taxable income for the year, adjusted for tax on prior-year taxable income and tax paid on account.

Deferred tax is measured using the balance sheet liability method on all temporary differences between the carrying amount and the tax base of assets and liabilities. Where alternative tax rules can be applied to determine the tax base, deferred tax is measured based on the planned use of the asset or settlement of the liability, respectively.

Deferred tax assets, including the tax base of tax loss carry-forwards, are measured at the value at which they are expected to be utilised, either through elimination against tax on future earnings or through a set-off against deferred tax liabilities within the same legal tax entity. Any deferred net assets are measured at net realisable value.

Deferred tax is measured according to the tax rules and at the tax rates applicable at the balance sheet date when the deferred tax is expected to crystallise as current tax. Changes in deferred tax due to changes in the tax rate are recognised in the income statement.

#### *Liabilities*

Liabilities comprise deferred income, trade payables and other payables. Liabilities are measured at net realisable value.



**FINANCIAL STATEMENTS 1 JANUARY - 31 DECEMBER****Income statement**

EUR	Note	<u>2021</u>	<u>2020</u>
Revenue		4.984.890	2.374.753
Other external expenses		<u>-2.090.110</u>	<u>-1.079.257</u>
<b>Gross margin</b>		2.894.780	1.295.496
Staff costs	1	-1.537.203	-932.332
Depreciation	2,3	<u>-27.628</u>	<u>-25.698</u>
<b>Profit before net financials</b>		1.329.949	337.466
Financial income		68.845	0
Financial expenses		<u>-15.475</u>	<u>-4.361</u>
<b>Profit before tax</b>		1.383.319	333.105
Tax for the year	4	<u>-303.912</u>	<u>0</u>
<b>Profit for the year</b>		<u><u>1.079.407</u></u>	<u><u>333.105</u></u>
<b>Recommended distribution of profit</b>			
Grants during the year		0	0
Transferred to grants reserve		200.000	50.000
Transferred to retained earnings under equity		<u>879.407</u>	<u>283.105</u>
		<u><u>1.079.407</u></u>	<u><u>333.105</u></u>

**FINANCIAL STATEMENTS 1 JANUARY - 31 DECEMBER****Balance sheet**

EUR	Note	<u>2021</u>	<u>2020</u>
<b>ASSETS</b>			
<b>Non-current assets</b>			
<b>Intangible assets</b>			
Software	2	<u>0</u>	<u>4.862</u>
<b>Tangible assets</b>			
Equipment	3	75.829	20.865
Leasehold improvement	3	<u>48.410</u>	<u>0</u>
<b>Total tangible assets</b>		<u>124.239</u>	<u>20.865</u>
<b>Total non-current assets</b>		<u>124.239</u>	<u>25.727</u>
<b>Current assets</b>			
<b>Receivables</b>			
Trade receivables		327.362	747.040
Other receivables		1.283.140	223.053
Prepayments		<u>43.934</u>	<u>11.906</u>
<b>Total receivables</b>		<u>1.654.436</u>	<u>981.999</u>
<b>Cash</b>		<u>1.724.074</u>	<u>41.995</u>
<b>Total current assets</b>		<u>3.378.510</u>	<u>1.023.994</u>
<b>TOTAL ASSETS</b>		<u><u>3.502.749</u></u>	<u><u>1.049.721</u></u>

**FINANCIAL STATEMENTS 1 JANUARY - 31 DECEMBER****Balance sheet**

EUR	Note	<u>2021</u>	<u>2020</u>
<b>EQUITY AND LIABILITIES</b>			
<b>Equity</b>			
Capital base		40.295	40.295
Grants reserve		350.000	150.000
Retained earnings		<u>1.292.100</u>	<u>412.693</u>
<b>Total equity</b>		<u>1.682.395</u>	<u>602.988</u>
<b>Current liabilities</b>			
Deferred income		838.561	143.820
Trade payables		335.862	91.725
Tax payables		316.980	0
Other payables		<u>328.951</u>	<u>211.187</u>
<b>Total current liabilities</b>		<u>1.820.354</u>	<u>446.732</u>
<b>TOTAL EQUITY AND LIABILITIES</b>		<u><u>3.502.749</u></u>	<u><u>1.049.721</u></u>
<b>Related parties</b>	5		
<b>Contractual obligations and contingencies, etc.</b>	6		

**FINANCIAL STATEMENTS 1 JANUARY - 31 DECEMBER****Statement of changes in equity**

EUR	Capital base	Grants reserve	Retained earnings	Total
<b>Equity</b>				
Equity, 1 Jan. 2020	40.295	100.000	129.588	269.883
Transfer, see "distri- bution of profit"	0	50.000	283.105	333.105
Equity, 1 Jan. 2021	40.295	150.000	412.693	602.988
Transfer, see "distri- bution of profit"	0	200.000	879.407	1.079.407
<b>Equity, 31. Dec. 2021</b>	<u>40.295</u>	<u>350.000</u>	<u>1.292.100</u>	<u>1.682.395</u>



**FINANCIAL STATEMENTS 1 JANUARY - 31 DECEMBER****Notes**

EUR	<u>2021</u>	<u>2020</u>
<b>1 Staff costs</b>		
Wages and salaries	-1.521.920	-920.833
Other social security costs	<u>-15.283</u>	<u>-11.499</u>
Total staff costs	<u><u>-1.537.203</u></u>	<u><u>-932.332</u></u>
Average number of full-time employees	<u>19</u>	<u>13</u>
<p>Wages and salaries to the Executive Board amounts to EUR 472 thousand of which Johannah Christensen has received EUR 171 thousand, Kasper Søggaard has received EUR 145 thousand and Michael Søsted has received EUR 156 thousand. The Board of Directors has not received any remuneration during the year.</p>		
<b>2 Intangible assets</b>		<u>Software</u>
Cost at 1 January and 31 December 2021		<u>34.185</u>
Depreciation at 1 January 2021		-29.323
Depreciation		<u>-4.862</u>
Depreciation at 31 December 2021		<u>-34.185</u>
<b>Carrying amount at 31 December 2021</b>		<u><u>0</u></u>
<b>3 Tangible assets</b>	<u>Equipment</u>	<u>Leasehold improvements</u>
Cost at 1 January 2021	39.930	0
Additions	<u>72.351</u>	<u>53.789</u>
Cost at 31 December 2021	<u>112.281</u>	<u>53.789</u>
Depreciation at 1 January 2021	-19.065	0
Depreciation	<u>-17.387</u>	<u>-5.379</u>
Depreciation at 31 December 2021	<u>-36.452</u>	<u>-5.379</u>
<b>Carrying amount at 31 December 2021</b>	<u><u>75.829</u></u>	<u><u>48.410</u></u>

**FINANCIAL STATEMENTS 1 JANUARY - 31 DECEMBER****Notes**

EUR	<u>2021</u>	<u>2020</u>
<b>4 Tax for the year</b>		
Computed tax on the taxable income for the year	<u>-303.912</u>	<u>0</u>

**5 Related parties**

The related parties of Global Maritime Forum Foundation comprise of the Executive Board and the Board of Directors.

Besides salary to the members of the Executive Board, there has not been any transactions with related parties.

**6 Contractual obligations and contingencies, etc.**

Global Maritime Forum Foundation has entered into rent agreements at the following amounts:

Remaining term for 6 month, in total EUR 48 thousand.