

# Rævegade-Strandgade Holding ApS

Amaliegade 15, 2., 1256 København K

CVR no. 38 68 48 25

## Annual report 2018

Approved at the Company's annual general meeting on 22 May 2019

Chairman:

  
.....



## Contents

Statement by the Board of Directors and the Executive Board	2
Independent auditor's report	3
Management's review	5
Financial statements 1 January - 31 December	7
Income statement	7
Balance sheet	8
Statement of changes in equity	10
Notes to the financial statements	11

## Statement by the Board of Directors and the Executive Board

Today, the Board of Directors and the Executive Board have discussed and approved the annual report of Rævegade-Strandgade Holding ApS for the financial year 1 January - 31 December 2018.

The annual report is prepared in accordance with the Danish Financial Statements Act.

In our opinion, the financial statements give a true and fair view of the financial position of the Company at 31 December 2018 and of the results of the Company's operations for the financial year 1 January - 31 December 2018.

Further, in our opinion, the Management's review gives a fair review of the matters discussed in the Management's review.


We recommend that the annual report be approved at the annual general meeting.

Copenhagen, 22 May 2019  
Executive Board:




Thomas Esben Khan

Board of Directors:



Gitte Vilstrup Bogers-  
Jacobsen



Mads Pauli Ringkjøbing-  
Christiansen



John Sergio Blem

## Independent auditor's report

To the shareholders of Rævegade-Strandgade Holding ApS

### Opinion

We have audited the financial statements of Rævegade-Strandgade Holding ApS for the financial year 1 January - 31 December 2018, which comprise income statement, balance sheet, statement of changes in equity and notes, including accounting policies. The financial statements are prepared in accordance with the Danish Financial Statements Act.

In our opinion, the financial statements give a true and fair view of the financial position of the Company at 31 December 2018 and of the results of the Company's operations for the financial year 1 January - 31 December 2018 in accordance with the Danish Financial Statements Act.

### Basis for opinion

We conducted our audit in accordance with International Standards on Auditing (ISAs) and the additional requirements applicable in Denmark. Our responsibilities under those standards and requirements are further described in the "Auditor's responsibilities for the audit of the financial statements" section of our report. We believe that the audit evidence we have obtained is sufficient and appropriate to provide a basis for our opinion.

### Independence

We are independent of the Company in accordance with the International Ethics Standards Board for Accountants' Code of Ethics for Professional Accountants (IESBA Code) and the additional requirements applicable in Denmark, and we have fulfilled our other ethical responsibilities in accordance with these rules and requirements.

### Management's responsibilities for the financial statements

Management is responsible for the preparation of financial statements that give a true and fair view in accordance with the Danish Financial Statements Act and for such internal control as Management determines is necessary to enable the preparation of financial statements that are free from material misstatement, whether due to fraud or error.

In preparing the financial statements, Management is responsible for assessing the Company's ability to continue as a going concern, disclosing, as applicable, matters related to going concern and using the going concern basis of accounting in preparing the financial statements unless Management either intends to liquidate the Company or to cease operations, or has no realistic alternative but to do so.

### Auditor's responsibilities for the audit of the financial statements

Our objectives are to obtain reasonable assurance as to whether the financial statements as a whole are free from material misstatement, whether due to fraud or error and to issue an auditor's report that includes our opinion. Reasonable assurance is a high level of assurance, but is not a guarantee that an audit conducted in accordance with ISAs and the additional requirements applicable in Denmark will always detect a material misstatement when it exists. Misstatements can arise from fraud or error and are considered material if, individually or in the aggregate, they could reasonably be expected to influence the economic decisions of users taken on the basis of the financial statements.

As part of an audit conducted in accordance with ISAs and the additional requirements applicable in Denmark, we exercise professional judgement and maintain professional scepticism throughout the audit. We also:

- ▶ Identify and assess the risks of material misstatement of the financial statements, whether due to fraud or error, design and perform audit procedures responsive to those risks and obtain audit evidence that is sufficient and appropriate to provide a basis for our opinion. The risk of not detecting a material misstatement resulting from fraud is higher than for one resulting from error as fraud may involve collusion, forgery, intentional omissions, misrepresentations or the override of internal control.



## Independent auditor's report

- ▶ Obtain an understanding of internal control relevant to the audit in order to design audit procedures that are appropriate in the circumstances, but not for the purpose of expressing an opinion on the effectiveness of the Company's internal control.
- ▶ Evaluate the appropriateness of accounting policies used and the reasonableness of accounting estimates and related disclosures made by Management.
- ▶ Conclude on the appropriateness of Management's use of the going concern basis of accounting in preparing the financial statements and, based on the audit evidence obtained, whether a material uncertainty exists related to events or conditions that may cast significant doubt on the Company's ability to continue as a going concern. If we conclude that a material uncertainty exists, we are required to draw attention in our auditor's report to the related disclosures in the financial statements or, if such disclosures are inadequate, to modify our opinion. Our conclusions are based on the audit evidence obtained up to the date of our auditor's report. However, future events or conditions may cause the Company to cease to continue as a going concern.
- ▶ Evaluate the overall presentation, structure and contents of the financial statements, including the note disclosures, and whether the financial statements represent the underlying transactions and events in a manner that gives a true and fair view.

We communicate with those charged with governance regarding, among other matters, the planned scope and timing of the audit and significant audit findings, including any significant deficiencies in internal control that we identify during our audit.

### Statement on the Management's review

Management is responsible for the Management's review.

Our opinion on the financial statements does not cover the Management's review, and we do not express any form of assurance conclusion thereon.

In connection with our audit of the financial statements, our responsibility is to read the Management's review and, in doing so, consider whether the Management's review is materially inconsistent with the financial statements or our knowledge obtained during the audit, or otherwise appears to be materially misstated.

Moreover, it is our responsibility to consider whether the Management's review provides the information required under the Danish Financial Statements Act.


Based on the work we have performed, we conclude that the Management's review is in accordance with the financial statements and has been prepared in accordance with the requirements of the Danish Financial Statement Act. We did not identify any material misstatement of the Management's review.

Odense, 22 May 2019

ERNST & YOUNG

Godkendt Revisionspartnerselskab

CVR no. 30 70 02 28



Morten Schougaard Sørensen

State Authorised Public Accountant

mne32129



## Management's review

### Company details

Name  
Address, Postal code, City

Rævegade-Strandgade Holding ApS  
Amaliegade 15, 2., 1256 København K

CVR no.  
Established  
Registered office  
Financial year

38 68 48 25  
2 June 2017  
København  
1 January - 31 December

Board of Directors

Gitte Vilstrup Bogers-Jacobsen  
Mads Pauli Ringkjøbing-Christiansen  
John Sergio Blem

Executive Board

Thomas Esben Khan

Auditors

Ernst & Young Godkendt Revisionspartnerselskab  
Englandsgade 25, P.O. Box 200, 5100 Odense C, Denmark

## Management's review

### Business review

The company's purpose is to purchase and sell real estate.

### Recognition and measurement uncertainties

The company's property consists of a residential property and a townhouse under development held by the subsidiary. The townhouse was newly acquired mid 2017 and is valued on the basis of the purchase price where as the residential property is valued at a yeild of 3,5%.

Due to the fact that parts of the property are a project property, the valuation is subject to more uncertainty than usual.

### Financial review

The income statement for 2018 shows a loss of DKK 987,678 against a loss of DKK 2,172,463 last year, and the balance sheet at 31 December 2018 shows equity of DKK 11,839,859.

Management considers the Company's financial performance in the year as expected.

### Events after the balance sheet date

No events materially affecting the Company's financial position have occurred subsequent to the financial year-end.



## Financial statements 1 January - 31 December

### Income statement

Note	DKK	2018 12 months	2017 7 months
	Gross margin	855,938	203,562
	Fair value adjustment of investment property	891,942	0
	Profit before net financials	1,747,880	203,562
	Income from investments in group enterprises	-2,098,116	-2,115,978
	Financial income	1,201,097	515,514
	Financial expenses	-1,525,339	-791,493
	Profit/loss before tax	-674,478	-2,188,395
	Tax for the year	-313,200	15,932
	Profit/loss for the year	-987,678	-2,172,463
	Recommended appropriation of profit/loss		
	Retained earnings/accumulated loss	-987,678	-2,172,463





## Financial statements 1 January - 31 December

### Balance sheet

Note	DKK	2018	2017
	ASSETS		
	Fixed assets		
3	Property, plant and equipment		
	Land and buildings	37,422,501	36,530,559
		<u>37,422,501</u>	<u>36,530,559</u>
5	Investments		
	Investments in group enterprises	3,018,914	5,221,235
		<u>3,018,914</u>	<u>5,221,235</u>
	Total fixed assets	<u>40,441,415</u>	<u>41,751,794</u>
	Non-fixed assets		
	Receivables		
	Receivables from group enterprises	23,555,991	29,688,002
	Deferred tax assets	0	15,932
	Other receivables	0	4,573,204
	Prepayments	15,722	11,906
		<u>23,571,713</u>	<u>34,289,044</u>
	Cash	<u>2,730,388</u>	<u>286,038</u>
	Total non-fixed assets	<u>26,302,101</u>	<u>34,575,082</u>
	TOTAL ASSETS	<u>66,743,516</u>	<u>76,326,876</u>



## Financial statements 1 January - 31 December

### Balance sheet

Note	DKK	2018	2017
	EQUITY AND LIABILITIES		
	Equity		
6	Share capital	81,003	81,003
	Retained earnings	11,758,856	12,746,534
	Total equity	11,839,859	12,827,537
	Provisions		
	Deferred tax	249,259	0
	Total provisions	249,259	0
	Liabilities other than provisions		
	Non-current liabilities other than provisions		
	Mortgage debt	22,325,000	22,425,000
	Deposits	368,259	362,499
		22,693,259	22,787,499
	Current liabilities other than provisions		
	Trade payables	2,454	6,289
	Payables to group enterprises	31,866,301	40,666,301
	Joint taxation contribution payable	48,009	0
	Other payables	44,375	39,250
		31,961,139	40,711,840
	Total liabilities other than provisions	54,654,398	63,499,339
	TOTAL EQUITY AND LIABILITIES	66,743,516	76,326,876

1 Accounting policies

2 Staff costs

7 Contractual obligations and contingencies, etc.

8 Collateral



## Financial statements 1 January - 31 December

### Statement of changes in equity

DKK	Share capital	Retained earnings	Total
Equity at 2 June 2017	0	0	0
Transfer through appropriation of loss	0	-2,172,463	-2,172,463
Transferred from share premium account	0	14,918,997	14,918,997
Cash payments concerning formation of enterprise	81,003	0	81,003
Equity at 1 January 2018	81,003	12,746,534	12,827,537
Transfer through appropriation of loss	0	-987,678	-987,678
Equity at 31 December 2018	81,003	11,758,856	11,839,859

## Financial statements 1 January - 31 December

### Notes to the financial statements

#### 1 Accounting policies

The annual report of Rævegade-Strandgade Holding ApS for 2018 has been prepared in accordance with the provisions in the Danish Financial Statements Act applying to reporting class B entities and elective choice of certain provisions applying to reporting class C entities.

The accounting policies used in the preparation of the financial statements are consistent with those of last year.

##### Basis of recognition and measurement

Revenues are recognised in the income statement as earned. Furthermore, value adjustments of financial assets and liabilities. Moreover, all expenses are recognised in the income statement, including depreciation and amortisation.

Assets are recognised in the balance sheet when it is probable that future economic benefits attributable to the assets will flow to the Company, and the value of the assets can be measured reliably.

Liabilities are recognised in the balance sheet when it is probable that future economic benefits will flow out of the Company, and the value of the liability can be measured reliably.

Assets and liabilities are initially measured at cost. Subsequently, assets and liabilities are measured as described for each item below.

##### Reporting currency

The financial statements are presented in Danish kroner (DKK).

### Income statement

#### Revenue

The Company has chosen IAS 11/IAS 18 as interpretation for revenue recognition.

Rental income is recognized on a straight-line basis during the rental period.

Net sales are measured at the received remuneration and are recognized exclusive of VAT and less discounts in connection with the sale.

#### Gross margin

The items revenue, property expenses, other operating income and external expenses have been aggregated into one item in the income statement called gross margin in accordance with section 32 of the Danish Financial Statements Act.



## Financial statements 1 January - 31 December

### Notes to the financial statements

#### 1 Accounting policies (continued)

##### Property expenses

Includes costs associated with the operation and administration of investment properties, repairment and maintenance, property taxes and other expenses which are not paid by tenants.

##### Other external expenses

Other external expenses include the year's expenses relating to the Company's core activities, including expenses relating to property expenses, administration, etc.

##### Profit from investments in subsidiaries

A proportionate share of the underlying entities' profit/loss after tax is recognised in the income statement according to the equity method. Shares of profit/loss after tax in subsidiaries are presented as separate line items in the income statement. Full elimination of intra-group gains/losses is made for equity investments in subsidiaries.

The item includes dividend received from subsidiaries.

##### Financial income and expenses

Financial income and expenses are recognised in the income statements at the amounts that concern the financial year. Net financials include interest income and expenses, etc.

##### Tax

Tax for the year includes current tax on the year's expected taxable income and the year's deferred tax adjustments. The portion of the tax for the year that relates to the profit/loss for the year is recognised in the income statement, whereas the portion that relates to transactions taken to equity is recognised in equity.

The Company and its Danish group entities are jointly taxed. The total Danish income tax charge is allocated between profit/loss-making Danish entities in proportion to their taxable income (full absorption).

Jointly taxed entities entitled to a tax refund are reimbursed by the management company based on the rates applicable to interest allowances, and jointly taxed entities which have paid too little tax pay a surcharge according to the rates applicable to interest surcharges to the management company.

## Financial statements 1 January - 31 December

### Notes to the financial statements

#### 1 Accounting policies (continued)

##### Balance sheet

##### Property, plant and equipment

Management believes that there have been no difficulties with the classification of the property as investment property. Rental property is valued at fair value.

The fair value reflects the price the property can be traded to between well-informed and willing parties on an independent basis at the balance sheet date. Determination of fair value implies significant accounting estimates.

Management has estimated that for the current year it has been possible to calculate fair value through comparable transactions on the market, so valuation has been based on the commercial value.

Valuation is not based on the calculation of external valuers.

The estimates used are based on historical information as well as assumptions, which management considers reasonable, but which by nature is uncertain and unpredictable.

The value adjustment for the year is recognized in the income statement.

##### Investments in subsidiaries

Equity investments in subsidiaries and associates are measured according to the equity method.

On initial recognition, equity investments in subsidiaries are measured at cost, i.e. plus transaction costs. The cost is allocated in accordance with the acquisition method; see the accounting policies regarding business combinations.

The cost is adjusted by shares of profit/loss after tax calculated in accordance with the Group's accounting policies less or plus unrealised intra-group gains/losses.

Dividend received is deduced from the carrying amount.

Equity investments in subsidiaries measured at net asset value are subject to impairment test requirements if there is any indication of impairment.

##### Receivables

Receivables are measured at amortised cost.

The Company has chosen IAS 39 as interpretation for impairment of financial receivables.

An impairment loss is recognised if there is objective evidence that a receivable or a group of receivables is impaired. If there is objective evidence that an individual receivable has been impaired, an impairment loss is recognised on an individual basis.

Receivables in respect of which there is no objective evidence of individual impairment are tested for objective evidence of impairment on a portfolio basis. The portfolios are primarily based on the debtors' domicile and credit ratings in line with the Company's risk management policy. The objective evidence applied to portfolios is determined based on historical loss experience.

Impairment losses are calculated as the difference between the carrying amount of the receivables and the present value of the expected cash flows, including the realisable value of any collateral received. The effective interest rate for the individual receivable or portfolio is used as discount rate.

## Financial statements 1 January - 31 December

### Notes to the financial statements

#### 1 Accounting policies (continued)

##### Prepayments

Prepayments recognised under "Assets" comprise prepaid expenses regarding subsequent financial reporting years.

##### Income taxes

Current tax payables and receivables are recognised in the balance sheet as the estimated income tax charge for the year, adjusted for prior-year taxes and tax paid on account.

Deferred tax is measured according to the liability method on all temporary differences between the carrying amount and the tax base of assets and liabilities.

Deferred tax is measured according to the tax rules and at the tax rates applicable at the balance sheet date when the deferred tax is expected to crystallise as current tax. Deferred tax assets are recognised at the expected value of their utilisation; either as a set-off against tax on future income or as a set-off against deferred tax liabilities in the same legal tax entity. Changes in deferred tax due to changes in the tax rate are recognised in the income statement.

##### Liabilities

Financial liabilities are recognised at the date of borrowing at the net proceeds received less transaction costs paid. On subsequent recognition, financial liabilities are measured at amortised cost, corresponding to the capitalised value, using the effective interest rate. Accordingly, the difference between the proceeds and the nominal value is recognised in the income statement over the term of the loan. Financial liabilities also include the capitalised residual lease liability in respect of finance leases.

Other liabilities are measured at net realisable value.

#### 2 Staff costs

The Company has no employees.

#### 3 Property, plant and equipment

DKK

Cost at 1 January 2018

Cost at 31 December 2018

Revaluations at 1 January 2018

Value adjustments for the year

Revaluations at 31 December 2018

Carrying amount at 31 December 2018

Land and  
buildings

36,530,559

36,530,559

0

891,942

891,942

37,422,501



## Financial statements 1 January - 31 December

### Notes to the financial statements

#### 4 Investment property

The company's property consists of a residential property and a townhouse under development held by the subsidiary. The townhouse was newly acquired mid 2017 and is valued on the basis of the purchase price where as residential property is valued at a yeild of 3,5%.

Due to the fact that parts of the property are a project property, the valuation is subject to more uncertainty than usual.

#### 5 Investments

	Investments in group enterprises
DKK	
Cost at 1 January 2018	5,221,235
Disposals	-104,205
Cost at 31 December 2018	5,117,030
Profit/loss for the year	-2,202,321
Changes in equity	104,205
Value adjustments at 31 December 2018	-2,098,116
Carrying amount at 31 December 2018	3,018,914

Name	Domicile	Interest	Equity DKK	Profit/loss DKK
Subsidiaries				
Strandgade 104 ApS	København	100.00%	3,018,915	-2,202,321

#### 6 Share capital

The Company's share capital has remained DKK 81,003 in the past year.

#### 7 Contractual obligations and contingencies, etc.

##### Contingent liabilities

The company has provided a letter of support to the subsidiary Strandgade 104 ApS.

#### 8 Collateral

As security for the Company's debt to banks, DKK 22,325,000, the Company has provided security in its assets for at total amount of DKK 37,422,501.