
Regnskabs- og Revisionskontoret for Storkøbenhavn
v/Klaus Østergaard – A.F. Beyers vej 1, 1. – 2720 Vanløse
Tlf. 38 33 25 12 – CVR-nr. 37 18 30 24



Yushang International ApS

Vendelbopladsen 8, 2 th
9800 Hjørring

CVR no. 36906553

Annual report
1 July 2021 - 30 June 2022

Adopted at the Annual General Meeting
on 13 January 2023

Klaus Østergaard
chairman

Contents

Company information

Company information 3

Statements

Statement by management on the annual report 4

Statements

Auditor's report on compilation of financial statements 5

Management's review

Management's review 6

Financial statements

Accounting policies 7

Income statement 1 July 2021 - 30 June 2022 9

Balance 30 June 2022 10

Notes 12

Company information

The company

Yushang International ApS
Vendelbopladsen 8, 2 th
9800 Hjørring

CVR no: 36906553

Date of foundation: 26 May 2015

Executive Board: Xun Zhang

Financial year : 1 July - 30 June

Auditor

Regnskabs- og Revisionskontoret for Storkøbenhavn
A.F. Beyers Vej 1, 1.
2720 Vanløse
DK Danmark

CVR no: 37183024

Production unit (p-enhed) no.: 1020847626

Statement by management on the annual report

Management has today processed and approved the annual report for the financial year July 1, 2021 - June 30, 2022 for Yushang International ApS.

Annual report is presented in accordance with the Danish Financial Statements Act.

It is our opinion that the financial statements give a true and fair view of the company's assets, liabilities and financial position as at June 30, 2022 and the results of the company's activities for the financial year July 1, 2021 - June 30, 2022.

In our opinion, the management's report contains a true and fair view of the matters to which the report relates.

The financial statements have not been audited. Management declares that the conditions for this are met.

Management recommends that the annual report should be approved by the company at a general meeting.

Hjørring, 13 January 2023

Executive Board

Xun Zhang
Director

Auditor's report on compilation of financial statements

To the capital owner in Yushang International ApS

We have drawn up the annual accounts for Yushang International ApS for the financial year 1 July 2021 – 30 June 2022 on the basis of the company's bookkeeping and other information that you have provided.

The annual report includes management endorsement, management report, accounting practices, profit and loss statement, balance sheet and notes.

We have carried out the task in accordance with ISRS 4410, Tasks on the preparation of financial information.

We have used our professional expertise to assist you in preparing and presenting the financial statements in accordance with the Financial Statements Act. We have complied with relevant provisions in the Auditors' Act and the Code of Ethics for auditors, including principles regarding integrity, objectivity, professional competence and due diligence.

The annual accounts and the accuracy and completeness of the information used for the preparation of the annual accounts are your responsibility.

Since a task to prepare financial information is not an assurance task, we are not obliged to verify the accuracy or completeness of the information you have given us for use in preparing the annual accounts. We therefore express no audit or review conclusion on whether the annual accounts have been prepared in accordance with the Annual Accounts Act.

Vanløse, 13 January 2023

Regnskabs- og Revisionskontoret for Storkøbenhavn
CVR: 37183024

Klaus Østergaard
Registreret Revisor, FDR
MNE (Auth. Auditor ID) no.: 17116

Management's review

The company's main activities

The company's main activity is to run a restaurant business, as well as any related business.

Development in activities and financial conditions

The company's income statement shows a surplus of DKK 550.668, and the company's balance sheet per. June 30, 2022 has equity of 857.538.

A loss of the company's capital has been established and the future operation of the company is conditional on positive future earnings in the company. Management estimates that there will be positive earnings in the coming years and therefore presents the annual report on the assumption of continued operations.

The company has divested its restaurant in Aalborg, as it was not possible to hire a head chef. Today, the focus is therefore on the restaurant in Hjørring.

Significant events that occurred after the end of the financial year

No events have occurred after the end of the financial year that could significantly affect the company's financial position.

Accounting policies

Annual report has been submitted in accordance with the provisions of the Danish Financial Statements Act for Accounting Class B.

The accounting policies applied are unchanged compared to last year.

Annual report for 2022 has been paid in DKK.

The income statement

Gross profit

The company applies the provision in section 32 of the Danish Financial Statements Act, according to which the company's turnover is not disclosed.

Gross profit is a summary of net sales, change in stocks of finished goods and work in progress with deduction of costs of raw materials and consumables and other external costs.

Net sales

Net revenue is recognised in the income statement if delivery and transfer of risk to the buyer has taken place before the end of the year.

Net revenue is recognised excl. VAT and with deduction of discounts in connection with the sale.

Staff costs

Personnel costs include salaries, including holiday pay and other costs for social security, etc. to the company's employees. Staff costs received from public authorities are deducted from staff costs.

Depreciation and write-downs

Depreciation and write-downs include the year's depreciation and write-downs of material fixed assets.

Financial items

Financial income and expenses are recognised in the income statement with the amounts relating to the financial year. Financial items include securities, interest income and expenses.

Income tax expense

The tax for the year, which consists of the current corporation tax for the year and changes in deferred tax, is recognised in the income statement with the part that can be attributed to the profit for the year and directly in equity with the part that can be attributed to entries directly in equity.

Balance

Tangible fixed assets

Tangible fixed assets are measured at cost less accumulated amortization and impairment losses.

The depreciation basis is the cost price less the expected residual value after the end of the useful life.

Cost includes the acquisition price and costs directly associated with the acquisition until the time the asset is ready for use.

Straight-line depreciation is made based on the following assessment of the assets' expected useful lives and residual values:

	<u>Usage time</u>	<u>Residual value</u>
Other fixtures and fittings	3-5 year(s)	0 %
Furnishing of rented premises	10-15 year(s)	0 %

Impairment of fixed assets

The carrying amount of intangible and tangible fixed assets is assessed annually for indications of impairment, in addition to what is expressed by depreciation.

Inventories

Inventories are measured at cost according to the FIFO method. If the net realisable value is lower than the cost price, it is written down to this lower value.

Receivables

Receivables are measured at amortised cost, which usually corresponds to nominal value.

Prepayments and accrued income

Prepayments and accrued income, recognised under current assets, comprise expenses incurred relating to subsequent financial years.

Cash and cash equivalents

Cash and cash equivalents include cash and bank deposits.

Corporation tax and deferred tax

Current tax liabilities and current tax receivables are recognised in the balance sheet as calculated tax on the taxable income for the year, adjusted for tax on previous years' taxable income and for taxes paid on account.

Deferred tax is measured using the balance sheet liability method on temporary differences between the carrying amounts of assets and liabilities for financial reporting purposes and the amounts used for taxation purposes.

Debt liabilities

Debt liabilities, which include debt to suppliers and other debt, are measured at amortised cost, which usually corresponds to nominal value.

Income statement 1 July 2021 - 30 June 2022

	Note	2022	2021
		kr.	kr.
Gross profit		1.755.164	1.718.775
Staff costs	1	-1.377.771	-1.412.100
Depreciation, amortisation expense and impairment losses of property, plant and equipment and intangible assets recognised in profit or loss		28.274	-108.329
Profit/loss before financial items		405.667	198.346
Other financial expenses		-5.730	-15.742
Profit/loss from activities before tax		399.937	182.604
Tax on profit/loss for the year		150.731	0
Profit/loss for the year		550.668	182.604
Proposed distribution of profit			
Retained earnings		550.668	182.604
		550.668	182.604

Balance 30 June 2022

	Note	2022	2021
		kr.	kr.
Assets			
Other fixtures and fittings, tools and equipment		6.000	51.976
Leasehold improvements		83.168	208.918
Tangible assets		89.168	260.894
Deposits		120.000	390.000
Investments		120.000	390.000
Total non-current assets		209.168	650.894
Manufactured goods and goods for resale		50.000	40.000
Stocks		50.000	40.000
Short-term trade receivables		563	1.800
Other short-term receivables		271.129	11.250
Deferred tax asset		150.731	0
Prepayment entries, assets		0	1.363
Receivables		422.423	14.413
Cash and cash equivalents		382.140	460.335
Total current assets		854.563	514.748
Total assets		1.063.731	1.165.642

Balance 30 June 2022

	<u>Note</u>	<u>2022</u>	<u>2021</u>
		kr.	kr.
Equity and liabilities			
Share capital		1.400.000	1.400.000
Retained earnings		-542.462	-1.093.129
Equity		<u>857.538</u>	<u>306.871</u>
Short-term trade payables		57.763	80.114
Period delimitation		0	3.447
Other debt		77.468	586.705
VAT and duties payable		70.962	188.505
Short-term debt		<u>206.193</u>	<u>858.771</u>
Liabilities		<u>206.193</u>	<u>858.771</u>
Total equity and liabilities		<u><u>1.063.731</u></u>	<u><u>1.165.642</u></u>

Notes




	2022	2021
	kr.	kr.
1. Staff costs		
Salaries	1.377.771	1.412.100
Total	1.377.771	1.412.100
Average number of employees	5	4

2. Disclosure of uncertainties relating to going concern

A loss of the company's capital has been established and the future operation of the company is conditional on positive future earnings in the company. Management estimates that there will be positive earnings in the coming years and therefore presents the annual report on the assumption of continued operations.

Underskrifterne i dette dokument er juridisk bindende. Dokumentet er underskrevet med Visma Addo sikker digital underskrift. Underskrivers identitet er fysisk registreret i det elektroniske PDF dokument og vist herunder.

Underskrivere

<p>NEM ID </p> <p>Xun Zhang Direktør</p> <p>PID:9208-2002-2-789586418637 13-01-2023 14:06</p>	<p>NEM ID </p> <p>Klaus Østergaard Revisor</p> <p>CVR:37183024-RID:16884522 13-01-2023 14:14</p>
<p>NEM ID </p> <p>Klaus Østergaard Dirigent</p> <p>CVR:37183024-RID:16884522 13-01-2023 14:38</p>	

Dokumenter i transaktionen

Årsrapport 2022 Yushang International ApS.pdf	Nærværende dokument
---	---------------------



Dokumentet er underskrevet digitalt med Visma Addo sikker signeringservice. Signeringsbeviserne i dokumentet er sikret og valideret ved anvendelse af den matematiske hashværdi af det originale dokument.

Dokumentet er låst for ændringer og tidsstempet med et certifikat fra en betroet tredjepart. Alle kryptografiske signeringsbeviser er indlejret i PDF dokumentet, i tilfælde af de skal anvendes til validering i fremtiden.

Sådan verificeres dokumentets ægthed

Dokumentet er beskyttet med Adobe CDS certifikat. Når dokumentet åbnes i Adobe Reader, vil det fremstå som være underskrevet med Visma Addo signeringservice.