

Danske Private Equity Partners VI (USD) Parallel K/S

CVR-no. 36 55 09 45


AIF-no. 24168

c/o Gorrissen Federspiel
Axeltorv 2
1609 Copenhagen V

The Annual Report has been presented
and approved at the Limited Partner-
ship's Annual General Meeting:

2012

2018


Chairman

Annual Report

October 1, 2016 – September 30, 2017

Contents

Contents.....	1
Management's statement on the annual report.....	2
Independent auditors' report.....	3
Management's review.....	5
Fund summary.....	5
Main and key figures.....	5
Management's review.....	6
Financial statements October 1 - September 30.....	8
Accounting policies.....	8
Income statement.....	10
Balance sheet.....	11
Notes.....	12

Management's statement on the annual report

The management has today discussed and approved the annual report for Danske Private Equity Partners VI (USD) Parallel K/S for the financial year October 1, 2016 – September 30, 2017.

The annual report has been prepared in accordance with the Danish Financial Statements Act.


In our opinion, the financial statements give a true and fair view of the Limited Partnership's assets, liabilities and financial position as of September 30, 2017, as well as of the result of the Limited Partnership's activities for the financial year October 1, 2016 – September 30, 2017.

Furthermore, in our opinion, the Management's review gives a fair review of the development in the Limited Partnership's operations and financial matters and the results of the Limited Partnership's operations and financial position as a whole.

The annual report is recommended to be approved at the Annual General Meeting.

Copenhagen, December 18, 2017

Management:



General Partner
DPE Partners VI ApS
Erik Fosgrau
Chief Executive Officer

Independent auditors' report

To the Limited Partners of Danske Private Equity Partners VI (USD) Parallel K/S

Independent auditors' report on the financial statements

We have audited the financial statements of Danske Private Equity Partners VI (USD) Parallel K/S for the financial year October 1, 2016 – September 30, 2017, which comprise an income statement, balance sheet and notes, including accounting policies. The financial statements are prepared in accordance with the Danish Financial Statements Act.

In our opinion, the financial statements give a true and fair view of the financial position of the Company at September 30, 2017 and of the results of the Company's operations for the financial year October 1, 2016 – September 30, 2017 in accordance with the Danish Financial Statements Act.

Basis for opinion

We conducted our audit in accordance with International Standards on Auditing (ISAs) and additional requirements applicable in Denmark. Our responsibilities under those standards and requirements are further described in the "Auditor's responsibilities for the audit of the financial statements" section of our report. We are independent of the Company in accordance with the International Ethics Standards Board for Accountants' Code of Ethics for Professional Accountants (IESBA Code) and additional requirements applicable in Denmark, and we have fulfilled our other ethical responsibilities in accordance with these rules and requirements. We believe that the audit evidence we have obtained is sufficient and appropriate to provide a basis for our opinion.

Management's responsibilities for the financial statements

Management is responsible for the preparation of financial statements that give a true and fair view in accordance with the Danish Financial Statements Act and for such internal control as Management determines is necessary to enable the preparation of financial statements that are free from material misstatement, whether due to fraud or error.

In preparing the financial statements, Management is responsible for assessing the Company's ability to continue as a going concern, disclosing, as applicable, matters related to going concern and using the going concern basis of accounting in preparing the financial statements unless Management either intends to liquidate the Company or to cease operations, or has no realistic alternative but to do so.

Auditor's responsibilities for the audit of the financial statements

Our objectives are to obtain reasonable assurance about whether the financial statements as a whole are free from material misstatement, whether due to fraud or error, and to issue an auditor's report that includes our opinion. Reasonable assurance is a high level of assurance, but is not a guarantee that an audit conducted in accordance with ISAs and additional requirements applicable in Denmark will always detect a material misstatement when it exists. Misstatements can arise from fraud or error and are considered material if, individually or in the aggregate, they could reasonably be expected to influence the economic decisions of users taken on the basis of the financial statements.

As part of an audit conducted in accordance with ISAs and additional requirements applicable in Denmark, we exercise professional judgement and maintain professional scepticism throughout the audit. We also:

- ▶ Identify and assess the risks of material misstatement of the financial statements, whether due to fraud or error, design and perform audit procedures responsive to those risks and obtain audit evidence that is sufficient and appropriate to provide a basis for our opinion. The risk of not detecting a material misstatement resulting from fraud is higher than for one resulting from error, as fraud may involve collusion, forgery, intentional omissions, misrepresentations or the override of internal control.
- ▶ Obtain an understanding of internal control relevant to the audit in order to design audit procedures that are appropriate in the circumstances, but not for the purpose of expressing an opinion on the effectiveness of the Company's internal control.
- ▶ Evaluate the appropriateness of accounting policies used and the reasonableness of accounting estimates and related disclosures made by Management.

- ▶ Conclude on the appropriateness of Management's use of the going concern basis of accounting in preparing the financial statements and, based on the audit evidence obtained, whether a material uncertainty exists related to events or conditions that may cast significant doubt on the Company's ability to continue as a going concern. If we conclude that a material uncertainty exists, we are required to draw attention in our auditor's report to the related disclosures in the financial statements or, if such disclosures are inadequate, to modify our opinion. Our conclusion is based on the audit evidence obtained up to the date of our auditor's report. However, future events or conditions may cause the Company to cease to continue as a going concern.
- ▶ Evaluate the overall presentation, structure and contents of the financial statements, including the note disclosures, and whether the financial statements represent the underlying transactions and events in a manner that gives a true and fair view.

We communicate with those charged with governance regarding, among other matters, the planned scope and timing of the audit and significant audit findings, including any significant deficiencies in internal control that we identify during our audit.

Statement on the Management's review

Management is responsible for the Management's review.

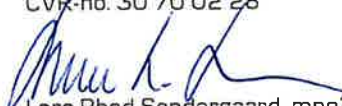
Our opinion on the financial statements does not cover the Management's review, and we do not express any form of assurance conclusion thereon.

In connection with our audit of the financial statements, our responsibility is to read the Management's review and, in doing so, consider whether the Management's review is materially inconsistent with the financial statements or our knowledge obtained during the audit, or otherwise appears to be materially misstated.

Moreover, it is our responsibility to consider whether the Management's review provides the information required under the Danish Financial Statements Act.

Based on our procedures, we conclude that the Management's review is in accordance with the financial statements and has been prepared in accordance with the requirements of the Danish Financial Statements Act. We did not identify any material misstatement of the Management's review.

Copenhagen, December 18, 2017
Ernst & Young
Godkendt Revisionspartnerselskab
CVR-no. 30 70 02 28


Lars Rhod Sondergaard, mne28632
State Authorised
Public Accountant


Ole Karstensen, mne16615
State Authorised
Public Accountant

Management's review

Fund summary

Company:	Danske Private Equity Partners VI (USD) Parallel K/S c/o Gorrissen Federspiel Axeltorv 2 1609 Copenhagen V, Denmark
	CVR-no.: 36 55 09 45 AIF-no: 24168 Established: February 24, 2015 Registered office: Copenhagen Financial year: October 1 - September 30
Management:	General Partner DPE Partners VI ApS with Chief Executive Officer Erik Fosgrau
Auditor:	Ernst & Young Godkendt Revisionspartnerselskab Osvold Helmuhs Vej 4 Postboks 250 2000 Frederiksberg, Denmark
Depository:	PEA Depository Services ApS (FT-no. 25701)
Manager (FAIF):	Danske Private Equity A/S (FT-no. 23026) Website: www.danskeprivateequity.com

Main and key figures

USD 1,000	2016/17	2015/16	24/2-30/9 2015
Gains/losses on investments in portfolio funds	-73	-197	-253
Operating profit	-286	-410	-437
Net financial income and expenses	-18	-3	-6
Profit/loss	-304	-413	-443
Total assets	7.693	2.115	1.227
Total Limited Partner's capital	6.876	2.105	-443
Investments in portfolio funds	7.693	1.305	1.227
Performance ratio *	0.86	0.74	N/M

* Accumulated distributions and capital account end period (reduced by unpaid capital)/accumulated paid-up capital.

Management's review

Main activity

Danske Private Equity Partners VI (USD) Parallel K/S ("Danske PEP VI (USD) Parallel") is a fund-of funds with a geographical focus on investments in North America. Investments are mainly made in small and mid market buy-out funds.

Development in the financial year

The financial year resulted in a loss of USD 0.3 million, corresponding to an annual IRR of -8.4%. Losses on investments in portfolio funds amounted to USD 0.1 million. Administrative running costs in the form of a management fee to Danske Private Equity A/S amounted to USD 0.2 million.

The result is in line with our expectations.

In the financial year, an aggregate amount of USD 5.1 million was paid-up by the Limited Partner, bringing the accumulated paid-up capital to USD 8.4 million, corresponding to 12.0% of the Limited Partner's committed capital. An aggregate amount of USD 6.5 million was contributed to the portfolio funds during the financial year, bringing total contributions to the portfolio funds to USD 8.2 million, corresponding to 15.9% of the commitments to the portfolio funds.

Special risks

Financial risks

The objective of Danske PEP VI (USD) Parallel is to supply risk capital to the portfolio funds, and also to their investments in competitive companies in the North American Small and Mid Market. The highest factor of risk is therefore the changes in the value of the companies in which Danske PEP VI (USD) Parallel's portfolio funds invest in, which to a significant extent depend on the valuations of comparable listed companies on the quoted market. The valuation of investments in portfolio funds is an accounting estimate and could be connected with some uncertainty.

Interest rate risk

Danske PEP VI (USD) Parallel is less sensitive to the changes in interest rate levels.

Foreign exchange currency risks

Danske PEP VI (USD) Parallel's investments in portfolio funds have been made in USD. As the capital in Danske PEP VI (USD) Parallel is in USD, the currency risk is considered insignificant.

Investment activity

In the period from inception to September 30, 2017 Danske PEP VI (USD) Parallel has invested in five portfolio funds and two co-investments.

Since inception the portfolio funds and the co-investments have in general performed according to expectations.

Management's review

Cash resources

Danske PEP VI (USD) Parallel's cash resources as of September 30, 2017, include cash and cash equivalents, undrawn credit facilities and outstanding commitments from the Limited Partner, and are estimated as satisfactory to cover Danske PEP VI (USD) Parallel's liabilities including investment obligations, management fees etc.

Expectations for 2017/18

American companies are generally enjoying a strong economy and a business friendly administration. The private equity market is still characterized by high investment activity and strong exit markets, albeit the fact that exit activity has decreased since the record levels seen in 2016. Purchase price multiples are generally high, but the private equity market is expected to remain strong in 2018, particularly benefiting from continued access to relatively cheap financing and anticipated business friendly regulatory changes.

The development in valuations of the portfolio funds' investments will still be influenced mainly by the development of the individual portfolio companies' results and their ability to generate cash as well as the valuations of comparable listed companies.

The above-mentioned development along with the general economic development will affect the result for 2017/18.

On the basis of this, the result is expected to be in line with the current year.

Disclosure requirements in respect of § 61 section 3 stated in the law of managers of alternative investment funds

We can inform, that during the financial year have there been no changes in §§ 62, 64 and 65 regarding the disclosures. Certain officers of Danske Private Equity A/S have resigned their positions during the financial year and as a consequence hereof as required by the Limited Partnership Agreement, new investment activity has been suspended as of 27 June 2017.

In respect of the requested disclosure of total remunerations paid to the employees and the management of Danske Private Equity A/S, this can be found on www.danskeprivateequity.com. The disclosures are given on manager level and are neither allocated nor shown per individually managed fund.

Post balance sheet events

No events have occurred, after the balance sheet date and to the signing of the annual report which is considered of significance to the annual report.

Financial statements October 1 – September 30

Accounting policies

The annual report of Danske Private Equity Partners VI (USD) Parallel K/S has been prepared in accordance with the Danish Financial Statements Act for a reporting class B entity and elective choice of certain provisions applying to reporting class C entities.

The presentation of the income statement, the balance sheet and the description of entries has been adjusted according to the Limited Partnership's activities as an investment company in private equity.

The accounting policies applied are consistent with those of last year.

The annual report is in USD. (USD/DKK: 30/9 2017: 630.38 and USD/DKK: 30/9 2016: 667.62)

Income statement

Gains/losses on investments in portfolio funds

Gains/losses on portfolio funds investments include income from investments (dividend and interest), realised gains and losses of divestments and unrealised gains and losses on revaluations or depreciations of investments in portfolio funds.

Management fee

The management fee includes management fee and performance fee for the period to the Manager, Danske Private Equity A/S.

Other administrative expenses

Other administrative expenses include costs paid by the Limited Partnership.

Financial income and expenses

Financial income and expenses include interest income and expenses.

Tax

The Limited Partnership is not independently liable to pay tax, consequently no tax is charged to the profit and loss account.

Financial statements October 1 – September 30

Accounting policies

Balance sheet

Investment assets

Investments in portfolio funds are measured in accordance with the IPEV Valuation Guidelines or similar guidelines depending on the country of origin of the portfolio funds according to which investments are measured at the fair value. Revaluations are included in the profit and loss account.

Investments in unlisted private equity funds are valued on the basis of the latest reporting received from the respective sub-funds. The reports from the funds contain a valuation of the private equity fund, including a valuation of each individual portfolio company. The value of a private equity fund consists of the sum of the values of the portfolio companies in which the fund has invested in, and the value of other net assets.

Other debtors

Other debtors are measured at amortised cost after deduction of write-downs for anticipated losses.

Prepayments and accrued income

Prepayments and accrued income included in assets primarily comprise prepaid management fee to the Manager, Danske Private Equity A/S.

Other liabilities

Financial liabilities are recognised at the date of borrowing at the net proceeds received less transaction costs paid. In subsequent periods, the financial liabilities are measured at fair value.

Other payables include a performance fee to the Manager, Danske Private Equity A/S and administration costs due. Liabilities are measured at net realised value.

Foreign currency translation

Transactions in foreign currency are translated into USD according to the currency rate ruling on the transaction date.

Accounts receivable and accounts payable in foreign currency are translated into USD according to currency rate rulings on the balance sheet date.

Financial statements October 1 – September 30

Income statement

Note	USD 1,000	1/10 2016 - 30/9 2017	1/10 2015 - 30/9 2016
1	Gains/losses on investments in portfolio funds	-73	-197
2	Management fees etc.	-162	-164
3	Other administrative expenses	-51	-49
	Operating profit	-286	-410
	Financial income	0	0
4	Financial expenses	-18	-3
	PROFIT/LOSS	-304	-413
PROPOSED DISTRIBUTION OF THE PROFIT/LOSS			
	Transferred to retained earnings	-304	-413
	TOTAL RETAINED EARNINGS	-304	-413

Financial statements October 1 – September 30

Balance sheet

Note	USD 1,000	30/9 2017	30/9 2016
	ASSETS		
	FIXED ASSETS		
	Investments assets		
1	Investments in portfolio funds	7,693	1,305
	Total Fixed Assets	7,693	1,305
	CURRENT ASSETS		
	Cash and cash equivalent	0	810
	Total Current Assets	0	810
	TOTAL ASSETS	7,693	2,115
	LIMITED PARTNER'S CAPITAL AND LIABILITIES		
	LIMITED PARTNER'S CAPITAL		
5	Paid-up capital from Limited Partner	8,400	3,325
	Distributed to Limited Partner	-364	-364
	Retained earnings	-1,160	-856
	Total Limited Partner's capital	6,876	2,105
	LIABILITIES		
	SHORT-TERM LIABILITIES		
	Credit institutions	810	0
	Other payables	7	10
	Total short-term liabilities	817	10
	Total liabilities	817	10
	TOTAL LIMITED PARTNER'S CAPITAL AND LIABILITIES	7,693	2,115
6	Related parties		
7	Contingent liabilities, contingent assets and securities		

Financial statements October 1 – September 30

Notes

Note	USD 1,000	30/9 2017	30/9 2016
1	Investments in portfolio funds		
	Cost October 1	1,755	1,480
	Additions in the year	6,461	275
	Disposals in the year	0	0
	Cost September 30	8,216	1,755
	Revaluations October 1	-450	-253
	Revaluations on disposals in the year	0	0
	Revaluations in the year	-73	-197
	Revaluations September 30	-523	-450
	Carrying amount September 30	7,693	1,305
	Specification of revaluations in the year		
	Realised gains/losses on investments in portfolio funds	-904	-198
	Unrealised gains/losses on investments in portfolio funds	831	1
	Gains/losses on investments in portfolio funds	-73	-197

Investments in portfolio funds

Through investments in portfolio funds the Company has ownership of mainly unquoted investments. The Company has no controlling or significant influence on the portfolio funds in which the Company has invested.

The portfolio funds in which the Company has invested all use common accepted guidelines for measuring the fair value. The measuring of the fair value of the investments in underlying portfolio companies are made by the managers of the portfolio funds.

The value of a private equity fund is measured as the fair value of each investment in portfolio companies owned by the fund with the addition of other net assets in the fund. The valuation of a portfolio company in a private equity fund is based on the industry, market position and earnings capacity, and the (i) the peer group multiple, i.e. the market value of comparable listed companies, (ii) transaction multiple in recent M&A transactions involving comparable companies, (iii) value indications from potential buyers of the portfolio company, (iv) market value if the portfolio company is publicly traded, and or (v) future expected proceeds, if there is a concluded agreement on the sale of the portfolio company.

Usually the Company has no or very little information about specific methods and assumptions used by the managers of the portfolio funds when measuring the fair value of the underlying portfolio companies. At the assessment of the fair value of the underlying portfolio companies reported by the managers, information about the market conditions, company specific information as well as information received through dialog with the managers of the portfolio funds are used.

Financial statements October 1 – September 30

Notes

Note USD 1,000

1 Investments in portfolio funds (continued)

The Company invests in buy-out funds. The investments made by the portfolio funds are classified within the fair value hierarchy based on the lowest level of input that is significant to the fair value measurement. The three levels of the fair value hierarchy are described below:

Level 1 - Inputs based upon quoted prices for identical assets and liabilities in active markets

Level 2 - Inputs other than quoted prices that are observable for the asset or liability either directly or indirectly, including inputs in markets that are not considered to be active

Level 3 - Unobservable input

Fair value measurements as of September 30, 2017

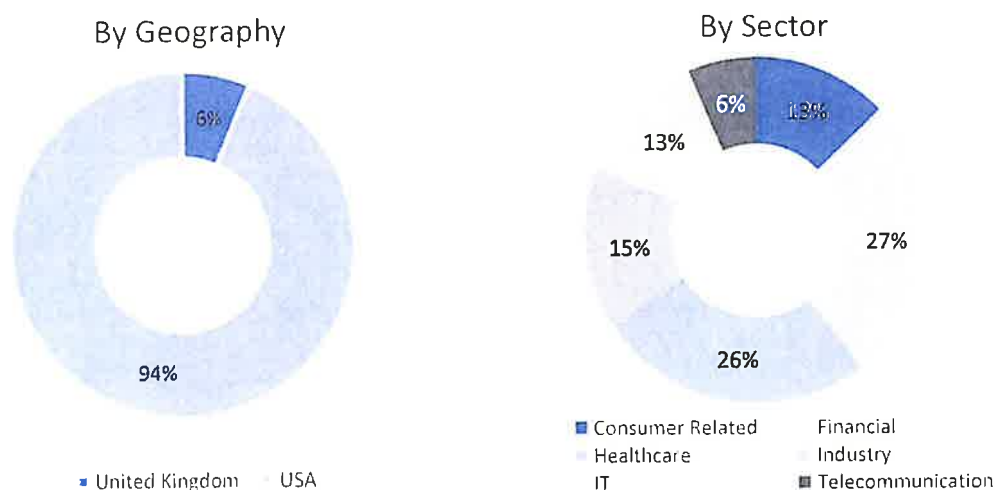
	Quoted prices Level 1	Observable input Level 2	Unobservable input Level 3	Total
Investments in portfolio funds	0	0	7,693	7,693
Total	0	0	7,693	7,693

Fair value measurements as of September 30, 2016

	Quoted prices Level 1	Observable input Level 2	Unobservable input Level 3	Total
Investments in portfolio funds	0	0	1,305	1,305
Total	0	0	1,305	1,305

The above measurement is based on the fair value of the portfolio funds underlying portfolio companies. The value of other net assets is classified as level 3.

The investments divided by Geography and Sector based on fair value September 30, 2017:



Financial statements October 1 – September 30

Notes

Note	USD 1,000	1/10 2016 - 30/9 2017	1/10 2015 - 30/9 2016
2	Management fees etc.		
	Management fee	162	164
	Management fees etc. in total	<u>162</u>	<u>164</u>
3	Other administrative expenses		
	Fee to auditor elected on the Annual General Meeting (incl. VAT)		
	Statutory audit	6	9
	Tax consultancy	18	11
	Total incl. VAT	<u>24</u>	<u>20</u>
	The fund has not had any employees in the financial year		
4	Financial expenses		
	Financial expenses credit institutions	18	3
	Financial expenses in total	<u>18</u>	<u>3</u>

Financial statements October 1 – September 30

Notes

Note USD 1,000

5	Limited Partner			
		<u>Commitment</u>	<u>Paid-up</u>	<u>Outstanding commitment</u>
	Limited Partner	<u>70,000</u>	<u>8,400</u>	<u>61,600</u>

The Limited Partnership may make distributions to the Limited Partner which are subject to a redraw option. As of September 30, 2017 the recallable amount is USD 0 million.

6 Related parties

Manager

Danske Private Equity A/S, Niels Juels Gade 7, 1059 Copenhagen K

Transactions: Annual management fee and possible performance fee

Limited Partnerships administrated by Danske Private Equity A/S

Danske Private Equity Partners VI (USD) K/S, c/o Gorrissen Federspiel, Axeltorv 2, 1609 Copenhagen V

Transactions: The partnerships have syndicated some of the investments in the portfolio funds.

General Partner

DPE Partners VI ApS, c/o Gorrissen Federspiel, Axeltorv 2, 1609 Copenhagen V

Transactions: Annual administration fee

Financial statements October 1 – September 30

Notes

Note USD 1,000

7 Contingent liabilities, contingent assets and securities Investment commitments

	Commitment		Outstanding commitment	
	Currency	USD	Currency	USD
Commitment USD	<u>51,562</u>	<u>51,562</u>	<u>43,346</u>	<u>43,346</u>
Total commitment, USD		<u>51,562</u>		<u>43,346</u>

In the commitment is included a commitment to a portfolio fund of USD 11.0 million of which USD 6.5 million is not yet activated.

The Limited Partnership has no other contingent liabilities, contingent assets or collaterals as of September 30, 2017.