





Annual report 2021



Approved at the company's annual general meeting on 22.02.2022

Chairman

Name: Xin Zhuo

BROEN-LAB A/S • Drejervænget 2 • 5610 Assens • Denmark • VAT 36454423

BROEN-LAB

Contents

Entity details	2
Statement by Management on the annual report	3
Independent auditor's report	4
Management commentary	7
Consolidated income statement for 2021	9
Consolidated balance sheet at 31.12.2021	10
Consolidated statement of changes in equity for 2021	12
Consolidated cash flow statement for 2021	13
Notes to consolidated financial statements	14
Parent income statement for 2021	19
Parent balance sheet at 31.12.2021	20
Parent statement of changes in equity for 2021	23
Notes to parent financial statements	24
Accounting policies	29

Entity details

Entity

BROEN-LAB A/S

Drejervænget 2

5610 Assens

Business Registration No.: 36454423

Registered office: Assens

Financial year: 01.01.2021 - 31.12.2021

Board of Directors

Steven Allen Kersten, formand

Lucas Aaron Beals

Henning Birk Nicolajsen

Executive Board

Henning Birk Nicolajsen, adm. dir.

Jesper Torp, direktør

Auditors

Deloitte Statsautoriseret Revisionspartnerselskab

Weidekampsgade 6

2300 Copenhagen S

Statement by Management on the annual report

The Board of Directors and the Executive Board have today considered and approved the annual report of BROEN-LAB A/S for the financial year 01.01.2021 - 31.12.2021.

The annual report is presented in accordance with the Danish Financial Statements Act.

In our opinion, the consolidated financial statements and the parent financial statements give a true and fair view of the Group's and the Parent's financial position at 31.12.2021 and the results of their operations and the consolidated cash flows for the financial year 01.01.2021 - 31.12.2021.

We believe that the management commentary contains a fair review of the affairs and conditions referred to therein.

We recommend the annual report for adoption at the Annual General Meeting.

Odense, 22.02.2022

Executive Board

Henning Birk Nicolajsen
adm. dir.

Jesper Torp
direktør

Board of Directors

Steven Allen Kersten
formand

Lucas Aaron Beals

Henning Birk Nicolajsen

Independent auditor's report

To the shareholders of BROEN-LAB A/S

Opinion

We have audited the consolidated financial statements and the parent financial statements of BROEN-LAB A/S for the financial year 01.01.2021 - 31.12.2021, which comprise the income statement, balance sheet, statement of changes in equity and notes, including a summary of significant accounting policies, for the Group as well as the Parent, and the consolidated cash flow statement. The consolidated financial statements and the parent financial statements are prepared in accordance with the Danish Financial Statements Act.

In our opinion, the consolidated financial statements and the parent financial statements give a true and fair view of the Group's and the Parent's financial position at 31.12.2021 and of the results of their operations and the consolidated cash flows for the financial year 01.01.2021 - 31.12.2021 in accordance with the Danish Financial Statements Act.

Basis for opinion

We conducted our audit in accordance with International Standards on Auditing (ISAs) and additional requirements applicable in Denmark. Our responsibilities under those standards and requirements are further described in the "Auditor's responsibilities for the audit of the consolidated financial statements and the parent financial statements" section of this auditor's report. We are independent of the Group in accordance with the International Ethics Standards Board for Accountants' International Code of Ethics for Professional Accountants (IESBA Code) and the additional ethical requirements applicable in Denmark, and we have fulfilled our other ethical responsibilities in accordance with these requirements and the IESBA Code. We believe that the audit evidence we have obtained is sufficient and appropriate to provide a basis for our opinion.

Management's responsibilities for the consolidated financial statements and the parent financial statements

Management is responsible for the preparation of consolidated financial statements and parent financial statements that give a true and fair view in accordance with the Danish Financial Statements Act, and for such internal control as Management determines is necessary to enable the preparation of consolidated financial statements and parent financial statements that are free from material misstatement, whether due to fraud or error.

In preparing the consolidated financial statements and the parent financial statements, Management is responsible for assessing the Group's and the Entity's ability to continue as a going concern, for disclosing, as applicable, matters related to going concern, and for using the going concern basis of accounting in preparing the consolidated financial statements and the parent financial statements unless Management either intends to liquidate the Entity or to cease operations, or has no realistic alternative but to do so.

Auditor's responsibilities for the audit of the consolidated financial statements and the parent financial statements

Our objectives are to obtain reasonable assurance about whether the consolidated financial statements and the parent financial statements as a whole are free from material misstatement, whether due to fraud or error, and to issue an auditor's report that includes our opinion. Reasonable assurance is a high level of assurance, but is not a guarantee that an audit conducted in accordance with ISAs and the additional requirements applicable in

Denmark will always detect a material misstatement when it exists. Misstatements can arise from fraud or error and are considered material if, individually or in the aggregate, they could reasonably be expected to influence the economic decisions of users taken on the basis of these consolidated financial statements and parent financial statements.

As part of an audit conducted in accordance with ISAs and the additional requirements applicable in Denmark, we exercise professional judgement and maintain professional scepticism throughout the audit. We also:

- Identify and assess the risks of material misstatement of the consolidated financial statements and the parent financial statements, whether due to fraud or error, design and perform audit procedures responsive to those risks, and obtain audit evidence that is sufficient and appropriate to provide a basis for our opinion. The risk of not detecting a material misstatement resulting from fraud is higher than for one resulting from error, as fraud may involve collusion, forgery, intentional omissions, misrepresentations, or the override of internal control.
- Obtain an understanding of internal control relevant to the audit in order to design audit procedures that are appropriate in the circumstances, but not for the purpose of expressing an opinion on the effectiveness of the Group's and the Entity's internal control.
- Evaluate the appropriateness of accounting policies used and the reasonableness of accounting estimates and related disclosures made by Management.
- Conclude on the appropriateness of Management's use of the going concern basis of accounting in preparing the consolidated financial statements and the parent financial statements, and, based on the audit evidence obtained, whether a material uncertainty exists related to events or conditions that may cast significant doubt on the Group's and the Entity's ability to continue as a going concern. If we conclude that a material uncertainty exists, we are required to draw attention in our auditor's report to the related disclosures in the consolidated financial statements and the parent financial statements or, if such disclosures are inadequate, to modify our opinion. Our conclusions are based on the audit evidence obtained up to the date of our auditor's report. However, future events or conditions may cause the Group and the Entity to cease to continue as a going concern.
- Evaluate the overall presentation, structure and content of the consolidated financial statements and the parent financial statements, including the disclosures in the notes, and whether the consolidated financial statements and the parent financial statements represent the underlying transactions and events in a manner that gives a true and fair view.
- Obtain sufficient appropriate audit evidence regarding the financial information of the entities or business activities within the Group to express an opinion on the consolidated financial statements. We are responsible for the direction, supervision and performance of the group audit. We remain solely responsible for our audit opinion.

We communicate with those charged with governance regarding, among other matters, the planned scope and timing of the audit and significant audit findings, including any significant deficiencies in internal control that we identify during our audit.

Statement on the management commentary

Management is responsible for the management commentary.

Our opinion on the consolidated financial statements and the parent financial statements does not cover the management commentary, and we do not express any form of assurance conclusion thereon.

In connection with our audit of the consolidated financial statements and the parent financial statements, our responsibility is to read the management commentary and, in doing so, consider whether the management commentary is materially inconsistent with the consolidated financial statements and the parent financial statements or our knowledge obtained in the audit or otherwise appears to be materially misstated.

Moreover, it is our responsibility to consider whether the management commentary provides the information required under the Danish Financial Statements Act.

Based on the work we have performed, we conclude that the management commentary is in accordance with the consolidated financial statements and the parent financial statements and has been prepared in accordance with the requirements of the Danish Financial Statements Act. We did not identify any material misstatement of the management commentary.

Odense, 22.02.2022

Deloitte

Statsautoriseret Revisionspartnerselskab
CVR No. 33963556

Bjørn Winkler Jakobsen

State Authorised Public Accountant
Identification No (MNE) mne32127

Henrik Hartmann Olesen

State Authorised Public Accountant
Identification No (MNE) mne34143

Management commentary

Financial highlights

	2021 DKK'000	2020 DKK'000	2019 DKK'000	2018 DKK'000	2017 DKK'000
Key figures					
Gross profit/loss	81,257	62,888	59,548	56,675	68,906
EBITDA *	32,126	18,019	13,828	10,235	19,670
Operating profit/loss	7,708	6,415	1,991	578	6,600
Net financials	(214)	(1,875)	(1,843)	(1,331)	(2,390)
Profit/loss for the year *	20,139	3,225	(25)	(706)	2,842
Balance sheet total	152,016	138,781	145,185	166,531	168,795
Investments in property, plant and equipment	973	473	4,890	2,254	2,691
Equity	85,547	79,837	76,813	75,090	76,651
Cash flows from investing activities	(1,126)	(1,175)	(3,906)		
Cash flows from financing activities	2,467	(16,348)	(23)		
Ratios					
Return on equity (%)	7.04	4.12	(0.03)	(0.93)	3.77
Equity ratio (%)	56.27	57.53	52.91	45.09	45.41

In 2019, Broen-Lab A / S has implemented IFRS 16, without changing comparative figures, which is why lack of comparability between the key figures and key figures from 2017 and 2018.

Financial highlights are defined and calculated in accordance with the current version of "Recommendations & Ratios" issued by the CFA Society Denmark, except: EBITDA and profit for the Year 2021 is normalized for nonrecurring items related to sale of Broen-lab A/S.

Return on equity (%):

Profit/loss for the year * 100

Average equity

Equity ratio (%):

Equity * 100

Balance sheet total

Primary activities

The Group's primary activity is the manufacture, trade and servicing of laboratory fittings and emergency showers used in professional laboratories, the educational sector and in the industry.

Development in activities and finances

On December 10, 2021, the Group was acquired (100%) by the US-based LI Enterprises LLC. The Group's activities and strategy continue with headquarters and management in Assens on Funen.

The Group realized an EBITDA of tDKK 32,126 before recognition of non-recurring costs in connection with the acquisition of the Group - an improvement of 78% compared to 2020. The profit for the year (before non-recurring costs) was tDKK 20,139 compared with tDKK 3,225 in 2020. At the end of the financial year, equity amounts to tDKK 85,547.

In contrast to 2020, which was much affected by the COVID-19 situation, the Group experienced large growth in all market regions in 2021. The total revenue growth was 24% compared to 2020. The significant growth was realized through the continued strategic sales focus in selected market areas and also a general market growth in especially the laboratory activities, where most markets experienced an increased demand driven by new investments in laboratories as well as renovation and capacity increases.

The Group's ability to be able to deliver an exceptionally short delivery time and quality to customers despite the global raw material and freight challenges has also contributed to the growth in revenue. The Group has continued the recent years focus on streamlining the business processes. Production efficiency has increased compared to 2020, despite increased challenges in dealing with the impacts of the COVID-19 pandemic. Again in 2021, all employees contributed in the best way to ensure that the Group's operations were not affected by COVID-19 outbreaks or by failures in supply chains so that the ability to deliver to customers could be maintained at a high level. Despite the growth in revenue, the total operational costs have been maintained at roughly the same nominal level as in 2020 and thereby contributing to the growth in earnings.

The Group's cash flow before financing and non-recurring costs improved despite larger financing of inventories and receivables – the improvement is primary caused by the increase in operational earnings. The Group's liquid funds are regarded sufficient. No dividends will be distributed to shareholders.

The Group's overall result is considered very satisfactory.

Profit/loss for the year in relation to expected developments

Profit for the year is higher as expected.

Outlook

The Group expects further growth in the main markets and in combination with a focused sales strategy, revenues are expected to grow for the coming years. Hence the group expect profit for 2022 to be at the same level as profit for 2021 after normalizing for nonrecurring items related to sale of BROEN-LAB A/S.

Knowledge resources

Investments are made on an ongoing basis in the development of employee competencies.

Research and development activities

The group does not conduct definite research, but ongoing product development is carried out through it's own organization

Consolidated income statement for 2021

	Notes	2021 DKK	2020 DKK
Gross profit/loss		81,256,552	62,887,847
Distribution costs		(7,305,278)	(6,927,506)
Administrative expenses		(66,243,284)	(49,545,536)
Operating profit/loss		7,707,990	6,414,805
Other financial income	3	968,894	787,824
Other financial expenses		(1,183,114)	(2,662,722)
Profit/loss before tax		7,493,770	4,539,907
Tax on profit/loss for the year	4	(1,670,526)	(1,314,956)
Profit/loss for the year	5	5,823,244	3,224,951

Consolidated balance sheet at 31.12.2021

Assets

	Notes	2021 DKK	2020 DKK
Completed development projects	7	2,442,165	2,829,618
Acquired patents		5,250,766	7,001,021
Acquired licences		4,729,324	6,029,901
Goodwill		64,467,728	69,426,784
Development projects in progress	7	815,502	606,821
Prepayments for intangible assets		0	25,810
Intangible assets	6	77,705,485	85,919,955
Land and buildings		11,630,102	12,066,587
Plant and machinery		1,870,769	2,225,176
Other fixtures and fittings, tools and equipment		3,163,494	4,183,100
Property, plant and equipment in progress		55,000	55,000
Property, plant and equipment	8	16,719,365	18,529,863
Fixed assets		94,424,850	104,449,818
Raw materials and consumables		10,250,837	9,927,990
Work in progress		431,792	92,143
Manufactured goods and goods for resale		6,755,964	3,691,995
Inventories		17,438,593	13,712,128
Trade receivables		18,424,238	14,002,304
Receivables from group enterprises		263,900	260,730
Other receivables		1,416,118	1,293,583
Prepayments	9	1,239,710	1,140,617
Receivables		21,343,966	16,697,234
Cash	10	18,808,763	3,921,549
Current assets		57,591,322	34,330,911
Assets		152,016,172	138,780,729

Equity and liabilities

	Notes	2021 DKK	2020 DKK
Contributed capital	11	19,340,000	19,340,000
Translation reserve		(53,598)	60,295
Retained earnings		66,260,185	60,436,941
Equity		85,546,587	79,837,236
Deferred tax	12	9,879,803	8,340,660
Provisions		9,879,803	8,340,660
Mortgage debt		0	7,636,109
Lease liabilities		827,944	1,148,404
Payables to group enterprises		20,082,004	0
Other payables		0	2,873,947
Non-current liabilities other than provisions	13	20,909,948	11,658,460
Current portion of non-current liabilities other than provisions	13	750,000	10,408,228
Prepayments received from customers		532,048	543,148
Trade payables		15,842,274	17,093,704
Tax payable		394,519	0
Other payables		18,160,993	10,899,293
Current liabilities other than provisions		35,679,834	38,944,373
Liabilities other than provisions		56,589,782	50,602,833
Equity and liabilities		152,016,172	138,780,729
Events after the balance sheet date	1		
Staff costs	2		
Transactions with related parties	15		
Group relations	16		
Subsidiaries	17		

Consolidated statement of changes in equity for 2021

	Contributed capital DKK	Translation reserve DKK	Retained earnings DKK	Total DKK
Equity beginning of year	19,340,000	60,295	60,436,941	79,837,236
Exchange rate adjustments	0	(113,893)	0	(113,893)
Profit/loss for the year	0	0	5,823,244	5,823,244
Equity end of year	19,340,000	(53,598)	66,260,185	85,546,587

Consolidated cash flow statement for 2021

	Notes	2021 DKK	2020 DKK
Operating profit/loss		7,707,990	6,414,805
Amortisation, depreciation and impairment losses		11,759,508	11,603,915
Working capital changes	14	(5,970,287)	3,249,280
Cash flow from ordinary operating activities		13,497,211	21,268,000
Financial income received		968,894	787,824
Financial expenses paid		(1,183,114)	(2,825,732)
Taxes refunded/(paid)		263,136	573,282
Cash flows from operating activities		13,546,127	19,803,374
Acquisition etc. of intangible assets		(1,028,416)	(1,034,331)
Acquisition etc. of property, plant and equipment		(97,704)	(140,201)
Cash flows from investing activities		(1,126,120)	(1,174,532)
Free cash flows generated from operations and investments before financing		12,420,007	18,628,842
Loans raised		241,919	0
Repayments of loans etc.		(17,856,716)	(16,348,031)
Incurrence of debt to group enterprises		20,082,004	0
Cash flows from financing activities		2,467,207	(16,348,031)
Increase/decrease in cash and cash equivalents		14,887,214	2,280,811
Cash and cash equivalents beginning of year		3,921,549	1,640,738
Cash and cash equivalents end of year		18,808,763	3,921,549
Cash and cash equivalents at year-end are composed of:			
Cash		18,808,763	3,921,549
Cash and cash equivalents end of year		18,808,763	3,921,549

Notes to consolidated financial statements

1 Events after the balance sheet date

No events have occurred after the balance sheet date to this date which would influence the evaluation of this annual report

2 Staff costs

	2021 DKK	2020 DKK
Wages and salaries	54,594,756	39,861,212
Pension costs	2,528,100	2,389,634
Other social security costs	653,668	519,393
Other staff costs	3,672,314	1,268,774
	61,448,838	44,039,013
Number of employees at balance sheet date	70	

	Remuneration of Manage- ment 2021 DKK	Remuneration of Manage- ment 2020 DKK
Executive Board	17,421,012	3,918,739
Board of Directors	425,000	425,000
	17,846,012	4,343,739

Special incentive programmes

In connection with the sale of BROEN-LAB A / S, the Executive Board has been paid a bonus of DKK 12,320 thousand. The bonus is recognized in 2021.

In connection with the sale of BROEN-LAB A / S, the Executive Board and the Board of Directors have participated in a warrant program where 2,110,000 warrants have been issued.

3 Other financial income

	2021 DKK	2020 DKK
Other interest income	968,894	787,824
	968,894	787,824

4 Tax on profit/loss for the year

	2021 DKK	2020 DKK
Current tax	394,519	0
Change in deferred tax	1,539,143	1,331,657
Adjustment concerning previous years	(263,136)	(16,701)
	1,670,526	1,314,956

5 Proposed distribution of profit/loss

	2021 DKK	2020 DKK
Retained earnings	5,823,244	3,224,951
	5,823,244	3,224,951

6 Intangible assets

	Completed development projects DKK	Acquired patents DKK	Acquired licences DKK	Goodwill DKK	Development projects in progress DKK
Cost beginning of year	5,372,568	17,502,551	10,323,376	101,309,735	606,821
Transfers	472,404	0	25,810	0	(162,319)
Additions	0	0	347,331	0	371,000
Cost end of year	5,844,972	17,502,551	10,696,517	101,309,735	815,502
Amortisation and impairment losses beginning of year	(2,610,135)	(10,501,530)	(4,293,476)	(31,882,951)	0
Amortisation for the year	(792,672)	(1,750,255)	(1,673,717)	(4,959,056)	0
Amortisation and impairment losses end of year	(3,402,807)	(12,251,785)	(5,967,193)	(36,842,007)	0
Carrying amount end of year	2,442,165	5,250,766	4,729,324	64,467,728	815,502

	Prepayments for intangible assets DKK
Cost beginning of year	25,810
Transfers	(25,810)
Additions	0
Cost end of year	0
Amortisation and impairment losses beginning of year	0
Amortisation for the year	0
Amortisation and impairment losses end of year	0
Carrying amount end of year	0

7 Development projects

Development projects relate to the development of new products. It is prior to the start of the projects prepared calculations which show that the projects are expected to lead to increased revenue and earnings in the company. The ongoing development projects are expected to be completed in 2022.

8 Property, plant and equipment

	Land and buildings DKK	Plant and machinery DKK	Other fixtures and fittings, tools and equipment DKK	Property, plant and equipment in progress DKK
Cost beginning of year	14,535,543	4,093,725	9,481,650	55,000
Transfers	0	0	(870,683)	0
Additions	0	97,704	875,323	0
Disposals	0	0	(823,097)	0
Cost end of year	14,535,543	4,191,429	8,663,193	55,000
Depreciation and impairment losses beginning of year	(2,468,956)	(1,868,549)	(5,324,487)	0
Transfers	0	0	661,644	0
Depreciation for the year	(436,485)	(452,111)	(1,583,991)	0
Reversal regarding disposals	0	0	747,135	0
Depreciation and impairment losses end of year	(2,905,441)	(2,320,660)	(5,499,699)	0
Carrying amount end of year	11,630,102	1,870,769	3,163,494	55,000
Recognised assets not owned by Entity			1,557,590	

9 Prepayments

Prepayments comprises accrued of costs.

10 Cash

Cash and cash equivalents include a deposit account of DKK 600 thousand. The amount is not available for daily use.

11 Contributed capital

	Number	Par value DKK	Nominal value DKK
A-Shares	19,340,000	1	19,340,000
	19,340,000		19,340,000

12 Deferred tax

	2021 DKK	2020 DKK
Changes during the year		
Beginning of year	8,340,660	7,009,003
Recognised in the income statement	1,539,143	1,331,657
End of year	9,879,803	8,340,660

13 Non-current liabilities other than provisions

	Due within 12 months 2021 DKK	Due within 12 months 2020 DKK	Due after more than 12 months 2021 DKK
Mortgage debt	0	430,022	0
Bank loans	0	8,740,216	0
Lease liabilities	750,000	1,237,990	827,944
Payables to group enterprises	0	0	20,082,004
	750,000	10,408,228	20,909,948

14 Changes in working capital

	2021 DKK	2020 DKK
Increase/decrease in inventories	(3,726,465)	(1,696,257)
Increase/decrease in receivables	(4,646,732)	(365,213)
Increase/decrease in trade payables etc.	2,402,910	5,310,750
	(5,970,287)	3,249,280

15 Non-arm's length related party transactions

Only non-arm's length related party transactions are disclosed in the annual report. No such transactions were conducted during the financial year.

16 Group relations

Name and registered office of the Parent preparing consolidated financial statements for the largest group:

Topcap Broen-lab ApS, CVR.nr: 36454385, Drejervænget 2, 5610 Assens

Name and registered office of the Parent preparing consolidated financial statements for the smallest group:
Broen-lab A/S, CVR.nr: 36454423, Drejervænget 2, 5610 Assens

17 Subsidiaries

	Registered in	Corporate form	Ownership %
Broen-lab Singapore PTE. LTD.	Singapore	LTD	100
Broen-lab LTD.	United Kingdom	LTD	100
Broen-lab GmbH Vertiebsgesellschaft	Tyskland	GmbH	100
Broen-lab Sverige AB	Sverige	AB	100
Broen-lab USA LLC	USA	LLC	100

Parent income statement for 2021

	Notes	2021 DKK	2020 DKK
Gross profit/loss		77,027,389	58,202,521
Distribution costs		(3,128,840)	(3,279,456)
Administrative expenses		(66,108,307)	(48,652,581)
Operating profit/loss		7,790,242	6,270,484
Income from investments in group enterprises		(28,878)	(3,536)
Other financial income	3	915,469	731,048
Other financial expenses	4	(1,314,446)	(2,462,603)
Profit/loss before tax		7,362,387	4,535,393
Tax on profit/loss for the year	5	(1,539,143)	(1,310,442)
Profit/loss for the year	6	5,823,244	3,224,951

Parent balance sheet at 31.12.2021

Assets

	Notes	2021 DKK	2020 DKK
Completed development projects	8	2,442,165	2,829,617
Acquired intangible assets		2,829,287	0
Acquired patents		5,250,766	7,001,021
Acquired licences		4,729,324	6,029,901
Goodwill		64,467,728	69,426,784
Development projects in progress	8	815,502	606,821
Prepayments for intangible assets		0	25,810
Intangible assets	7	80,534,772	85,919,954
Land and buildings		11,630,102	12,066,587
Plant and machinery		1,870,769	2,225,176
Other fixtures and fittings, tools and equipment		2,679,122	3,973,490
Property, plant and equipment in progress		55,000	55,000
Property, plant and equipment	9	16,234,993	18,320,253
Investments in group enterprises		1,436,323	1,219,348
Financial assets	10	1,436,323	1,219,348
Fixed assets		98,206,088	105,459,555
Raw materials and consumables		10,250,837	9,927,990
Work in progress		431,792	92,143
Manufactured goods and goods for resale		6,755,964	3,691,995
Inventories		17,438,593	13,712,128
Trade receivables		18,424,238	13,941,059
Receivables from group enterprises		558,873	545,199
Other receivables		1,331,036	1,168,183
Prepayments	11	1,231,442	1,071,760
Receivables		21,545,589	16,726,201
Cash	12	17,866,062	3,343,652
Current assets		56,850,244	33,781,981

Assets	155,056,332	139,241,536
---------------	--------------------	--------------------

Equity and liabilities

	Notes	2021 DKK	2020 DKK
Contributed capital		19,340,000	19,340,000
Reserve for development costs		2,540,981	2,680,422
Retained earnings		63,665,606	57,816,814
Equity		85,546,587	79,837,236
Deferred tax	13	9,879,803	8,340,660
Provisions for investments in group enterprises	14	2,797,238	0
Provisions		12,677,041	8,340,660
Mortgage debt		0	7,636,109
Lease liabilities		517,784	1,148,404
Payables to group enterprises		20,082,005	0
Other payables		0	2,873,950
Non-current liabilities other than provisions	15	20,599,789	11,658,463
Current portion of non-current liabilities other than provisions	15	573,062	10,138,575
Prepayments received from customers		532,048	543,148
Trade payables		15,818,606	16,396,749
Payables to group enterprises		3,019,184	2,069,502
Other payables		16,290,015	10,257,203
Current liabilities other than provisions		36,232,915	39,405,177
Liabilities other than provisions		56,832,704	51,063,640
Equity and liabilities		155,056,332	139,241,536
Events after the balance sheet date	1		
Staff costs	2		
Contingent liabilities	16		
Related parties with controlling interest	17		
Transactions with related parties	18		

Parent statement of changes in equity for 2021

	Contributed capital DKK	Reserve for development costs DKK	Retained earnings DKK	Total DKK
Equity beginning of year	19,340,000	2,680,422	57,816,814	79,837,236
Exchange rate adjustments	0	0	(113,893)	(113,893)
Transfer to reserves	0	(139,441)	139,441	0
Profit/loss for the year	0	0	5,823,244	5,823,244
Equity end of year	19,340,000	2,540,981	63,665,606	85,546,587

Notes to parent financial statements

1 Events after the balance sheet date

No events have occurred after the balance sheet date to this date which would influence the evaluation of this annual report

2 Staff costs

	2021 DKK	2020 DKK
Wages and salaries	53,203,956	36,767,614
Pension costs	2,498,310	2,353,651
Other social security costs	371,502	87,249
Other staff costs	1,293,230	1,268,774
	57,366,998	40,477,288
Number of employees at balance sheet date	64	

	Remuneration of Management 2021 DKK	Remuneration of Management 2020 DKK
Executive Board	17,421,012	3,918,739
Board of Directors	425,000	425,000
	17,846,012	4,343,739

Special incentive programmes

In connection with the sale of BROEN-LAB A / S, the Executive Board has been paid a bonus of DKK 12,320 thousand. The bonus is recognized in 2021.

In connection with the sale of BROEN-LAB A / S, the Executive Board and the Board of Directors have participated in a warrant program where 2,110,000 warrants have been issued.

3 Other financial income

	2021 DKK	2020 DKK
Financial income from group enterprises	7,330	0
Other interest income	908,139	731,048
	915,469	731,048

4 Other financial expenses

	2021 DKK	2020 DKK
Financial expenses from group enterprises	0	2,233
Other interest expenses	496,019	1,306,808
Exchange rate adjustments	818,427	1,153,562
	1,314,446	2,462,603

5 Tax on profit/loss for the year

	2021 DKK	2020 DKK
Change in deferred tax	1,539,143	1,310,442
	1,539,143	1,310,442

6 Proposed distribution of profit and loss

	2021 DKK	2020 DKK
Retained earnings	5,823,244	3,224,951
	5,823,244	3,224,951

7 Intangible assets

	Completed development projects DKK	Acquired intangible assets DKK	Acquired patents DKK	Acquired licences DKK	Goodwill DKK
Cost beginning of year	5,372,568	0	17,502,551	10,323,376	101,309,735
Transfers	472,404	0	0	25,810	0
Additions	0	2,939,519	0	347,331	0
Cost end of year	5,844,972	2,939,519	17,502,551	10,696,517	101,309,735
Amortisation and impairment losses beginning of year	(2,610,135)	0	(10,501,530)	(4,293,476)	(31,882,951)
Amortisation for the year	(792,672)	(110,232)	(1,750,255)	(1,673,717)	(4,959,056)
Amortisation and impairment losses end of year	(3,402,807)	(110,232)	(12,251,785)	(5,967,193)	(36,842,007)
Carrying amount end of year	2,442,165	2,829,287	5,250,766	4,729,324	64,467,728

	Development projects in progress DKK	Prepayments for intangible assets DKK
Cost beginning of year	606,821	25,810
Transfers	(162,319)	(25,810)
Additions	371,000	0
Cost end of year	815,502	0
Amortisation and impairment losses beginning of year	0	0
Amortisation for the year	0	0
Amortisation and impairment losses end of year	0	0
Carrying amount end of year	815,502	0

8 Development projects

Development projects relate to the development of new products. It is prior to the start of the projects prepared calculations which show that the projects are expected to lead to increased revenue and earnings in the company. The ongoing development projects are expected to be completed in 2022.

9 Property, plant and equipment

	Land and buildings DKK	Plant and machinery DKK	Other fixtures and fittings, tools and equipment DKK	Property, plant and equipment in progress DKK
Cost beginning of year	14,535,543	4,093,725	8,831,618	55,000
Transfers	0	0	(870,683)	0
Additions	0	97,704	284,029	0
Disposals	0	0	(320,700)	0
Cost end of year	14,535,543	4,191,429	7,924,264	55,000
Depreciation and impairment losses beginning of year	(2,468,956)	(1,868,549)	(4,858,129)	0
Transfers	0	0	661,644	0
Depreciation for the year	(436,485)	(452,111)	(1,293,387)	0
Reversal regarding disposals	0	0	244,730	0
Depreciation and impairment losses end of year	(2,905,441)	(2,320,660)	(5,245,142)	0
Carrying amount end of year	11,630,102	1,870,769	2,679,122	55,000
Recognised assets not owned by entity			1,073,218	

10 Financial assets

	Investments in group enterprises DKK
Cost beginning of year	5,021,143
Cost end of year	5,021,143
Revaluations beginning of year	(3,801,795)
Exchange rate adjustments	(113,894)
Share of profit/loss for the year	(28,878)
Dividend	(1,731,820)
Investments with negative equity value depreciated over receivables	(705,671)
Investments with negative equity value transferred to provisions	2,797,238
Revaluations end of year	(3,584,820)
Carrying amount end of year	1,436,323

A specification of investments in subsidiaries is evident from the notes to the consolidated financial statements.

11 Prepayments

Prepayments comprises accrued of costs.

12 Cash

Cash and cash equivalents include a deposit account of DKK 600 thousand. The account is pr. 31.12.2021 not available.

13 Deferred tax

	2021 DKK	2020 DKK
Changes during the year		
Beginning of year	8,340,660	7,009,003
Recognised in the income statement	1,539,143	1,331,657
End of year	9,879,803	8,340,660

14 Provisions for investments in group enterprises

Provisions for investments in group enterprises consists subsidiaries with negative equity value as the Parent has a legal obligation to cover the liability

15 Non-current liabilities other than provisions

	Due within 12 months 2021 DKK	Due within 12 months 2020 DKK	Due after more than 12 months 2021 DKK
Mortgage debt	0	430,022	0
Bank loans	0	8,740,216	0
Lease liabilities	573,062	968,337	517,784
Payables to group enterprises	0	0	20,082,005
	573,062	10,138,575	20,599,789

16 Contingent liabilities

The Entity participates in a Danish joint taxation arrangement in which Topcap Broen-lab ApS serves as the administration company. According to the joint taxation provisions of the Danish Corporation Tax Act, the Entity is therefore secondarily liable for income taxes etc. for the jointly taxed entities, limited to the equity interest by which the Entity participates in the Group, and also secondarily liable for obligations, if any, relating to the withholding of tax on interest, royalties and dividends for the jointly taxed entities. The jointly taxed entities' total known net liability under the joint taxation arrangement is disclosed in the administration company's financial statements.

17 Related parties with controlling interest

Related parties with a controlling influence on Broen-Lab A / S:

Topcap Broen-Lab ApS, CVR.no: 36454385, Drejervænget 2, 5610 Assens
 LI Enterprises LLC, 850 New Burton Road, Suite 201, Dover19904 Delaware, USA

18 Non-arm's length related party transactions

Only non-arm's length related party transactions are disclosed in the annual report. No such transactions were conducted during the financial year.

Accounting policies

Reporting class

This annual report has been prepared in accordance with the provisions of the Danish Financial Statements Act governing reporting class C enterprises (medium).

The accounting policies applied to these consolidated financial statements and parent financial statements are consistent with those applied last year.

Recognition and measurement

Assets are recognised in the balance sheet when it is probable as a result of a prior event that future economic benefits will flow to the Entity, and the value of the asset can be measured reliably.

Liabilities are recognised in the balance sheet when the Entity has a legal or constructive obligation as a result of a prior event, and it is probable that future economic benefits will flow out of the Entity, and the value of the liability can be measured reliably.

On initial recognition, assets and liabilities are measured at cost. Measurement subsequent to initial recognition is effected as described below for each financial statement item.

Anticipated risks and losses that arise before the time of presentation of the annual report and that confirm or invalidate affairs and conditions existing at the balance sheet date are considered at recognition and measurement.

Income is recognised in the income statement when earned, whereas costs are recognised by the amounts attributable to this financial year.

Consolidated financial statements

The consolidated financial statements comprise the Parent and the group enterprises (subsidiaries) that are controlled by the Parent. Control is achieved by the Parent, either directly or indirectly, holding more than 50% of the voting rights or in any other way possibly or actually exercising controlling influence. Enterprises in which the Group, directly or indirectly, holds between 20% and 50% of the voting rights and exercises significant, but not controlling, influence are regarded as associates.

Basis of consolidation

The consolidated financial statements are prepared on the basis of the financial statements of the Parent and its subsidiaries. The consolidated financial statements are prepared by combining uniform items. On consolidation, intra-group income and expenses, intra-group accounts and dividends as well as profits and losses on transactions between the consolidated enterprises are eliminated. The financial statements used for consolidation have been prepared applying the Group's accounting policies.

Subsidiaries' financial statement items are recognised in full in the consolidated financial statements.

Investments in subsidiaries are offset at the pro rata share of such subsidiaries' net assets at the acquisition date, with net assets having been calculated at fair value.

Income statement

Gross profit or loss

Gross profit or loss comprises revenue, production costs and other operating income.

Revenue

Revenue from the sale of manufactured goods and goods for resale is recognised in the income statement when delivery is made and risk has passed to the buyer.

Production costs

AlternaProduction: Production costs comprise expenses incurred to earn revenue for the financial year.

Production costs comprise direct and indirect costs for raw materials and consumables, wages and salaries, and amortisation, depreciation and impairment losses relating to intangible assets and property, plant and equipment included in the production process. In addition, the item includes ordinary writedown of inventories.

Cost of sales

Cost of sales comprises goods consumed in the financial year measured at cost, adjusted for ordinary inventory writedowns.

Distribution costs

Distribution costs comprise costs incurred for sale and distribution of the Entity's products, including wages and salaries for sales staff, advertising costs, travelling and entertainment expenses, etc., and amortisation, depreciation and impairment losses relating to intangible assets and property, plant and equipment involved in the distribution process.

Administrative expenses

Administrative expenses comprise expenses incurred for the Entity's administrative functions, including wages and salaries for administrative staff and Management, stationery and office supplies, and amortisation, depreciation and impairment losses relating to intangible assets and property, plant and equipment used for administration of the Entity.

Income from investments in group enterprises

Income from investments in group enterprises comprises the pro rata share of the individual enterprises' profit/loss after full elimination of intra-group profits or losses.

Other financial income

Other financial income comprises interest income, including interest income on receivables from group enterprises, net capital or exchange gains on securities, payables and transactions in foreign currencies, amortisation of financial assets, and tax relief under the Danish Tax Prepayment Scheme etc.

Other financial expenses

Other financial expenses comprise interest expenses, including interest expenses on payables to group enterprises, net capital or exchange losses on securities, payables and transactions in foreign currencies, amortisation of financial liabilities, and tax surcharge under the Danish Tax Prepayment Scheme etc.

Tax on profit/loss for the year

Tax for the year, which consists of current tax for the year and changes in deferred tax, is recognised in the income statement by the portion attributable to the profit for the year and recognised directly in equity by the portion attributable to entries directly in equity.

All of its Danish group enterprises. The current Danish income tax is allocated among the jointly taxed entities proportionally to their taxable income (full allocation with a refund concerning tax losses).

Balance sheet**Goodwill**

Goodwill is the positive difference between cost and fair value of assets and liabilities arising from acquisitions. Goodwill is amortised straight-line over its estimated useful life, which is fixed based on the experience gained by Management for each business area. The amortisation periods used are 20 years.

Goodwill is written down to the lower of recoverable amount and carrying amount.

Intellectual property rights etc.

Intellectual property rights etc. comprise development projects completed and in progress with related intellectual property rights, acquired intellectual property rights and prepayments for intangible assets.

Development projects on clearly defined and identifiable products and processes, for which the technical rate of utilisation, adequate resources and a potential future market or development opportunity in the enterprise can be established, and where the intention is to manufacture, market or apply the product or process in question, are recognised as intangible assets. Other development costs are recognised as costs in the income statement as incurred. When recognising development projects as intangible assets, an amount equalling the costs incurred less deferred tax is taken to equity in the reserve for development costs that is reduced as the development projects are amortised and written down.

The cost of development projects comprises costs such as salaries and amortisation that are directly and indirectly attributable to the development projects.

Completed development projects are depreciated on a straight-line basis over the expected useful life. The depreciation period is 5 year. For development projects protected by intellectual property rights, the maximum depreciation period the remaining term of the rights in question. Development projects are written down to recoverable amount if it is lower than the carrying amount.

Acquired intellectual property rights are measured at cost less accumulated amortization. Acquired licenses are depreciated on a straight-line basis over the expected useful life. The depreciation period is 3 years, however, a maximum the remaining term of the rights in question.

Acquired patents are measured at cost less accumulated amortization. Patents are amortized on a straight-line basis over the remaining patent period, and licenses are amortized on a straight-line basis the agreement period of 10 years.

Intellectual property rights acquired are measured at cost less accumulated amortisation. Patents are amortised on a straight-line basis over their remaining duration, and licences are amortised on a straight-line basis over the term of the agreement.

Intellectual property rights etc. are written down to the lower of recoverable amount and carrying amount.

Property, plant and equipment

Land and buildings, plant and machinery, and other fixtures and fittings, tools and equipment are measured at cost less accumulated depreciation and impairment losses. Land is not depreciated.

Cost comprises the acquisition price, costs directly attributable to the acquisition and preparation costs of the asset until the time when it is ready to be put into operation. For assets held under finance leases, cost is the lower of the asset's fair value and present value of future lease payments.

The basis of depreciation is cost less estimated residual value after the end of useful life. Straight-line depreciation is made on the basis of the following estimated useful lives of the assets:

Buildings	30 years
Plant and machinery	10 years
Other fixtures and fittings, tools and equipment	3-5 years

Estimated useful lives and residual values are reassessed annually.

Items of property, plant and equipment are written down to the lower of recoverable amount and carrying amount.

Investments in group enterprises

Investments in group enterprises are recognised and measured in the parent financial statements according to the equity method. This means that investments are measured at the pro rata share of the enterprises' equity value plus unamortised goodwill and plus or minus unrealised intra-group profits or losses. Reference is made to the above section on business combinations for more details about the accounting policies applied to acquisitions of investments in group enterprises.

Group enterprises with negative equity value are measured at DKK 0. Any receivables from these enterprises are written down to net realisable value based on a specific assessment. If the Parent has a legal or constructive obligation to cover the liabilities of the relevant enterprise, and it is probable that such obligation will involve a loss, a provision is recognised that is measured at present value of the costs necessary to settle the obligations at the balance sheet date.

Upon distribution of profit or loss, net revaluation of investments in group enterprises is transferred to the reserve for net revaluation according to the equity method in equity.

Inventories

Inventories are measured at the lower of cost using the FIFO method and net realisable value.

Cost consists of purchase price plus delivery costs. Cost of manufactured goods and work in progress consists of costs of raw materials, consumables, direct labour costs and indirect production costs.

Indirect production costs comprise indirect materials and labour costs, costs of maintenance of, depreciation

on machinery, factory buildings and equipment used in the manufacturing process, and costs of factory administration and management. Finance costs are not included in cost.

The net realisable value of inventories is calculated as the estimated selling price less completion costs and costs incurred to execute sale.

Receivables

Receivables are measured at amortised cost, usually equalling nominal value, less writedowns for bad and doubtful debts.

Prepayments

Prepayments comprise incurred costs relating to subsequent financial years. Prepayments are measured at cost.

Cash

Cash comprises cash in hand and bank deposits.

Deferred tax

Deferred tax is recognised on all temporary differences between the carrying amount and the tax-based value of assets and liabilities, for which the tax-based value is calculated based on the planned use of each asset. However, no deferred tax is recognised for amortisation of goodwill disallowed for tax purposes and temporary differences arising at the date of acquisition that do not result from a business combination and that do not have any effect on profit or loss or on taxable income.

Deferred tax assets, including the tax base of tax loss carryforwards, are recognised in the balance sheet at their estimated realisable value, either as a set-off against deferred tax liabilities or as net tax assets.

Deferred tax relating to retaxation of previously deducted losses in foreign subsidiaries is recognised on the basis of an actual assessment of the purpose of each subsidiary.

Other provisions

Other provisions comprise anticipated costs of non-recourse guarantee commitments, returns, loss on contract work in progress, decided and published restructuring, etc.

Other provisions are recognised and measured as the best estimate of the expenses required to settle the liabilities at the balance sheet date. Provisions that are estimated to mature more than one year after the balance sheet date are measured at their discounted value.

On acquisition of enterprises and investments in group enterprises, provisions are made for costs relating to restructuring in the acquired enterprise that were decided and published at the acquisition date at the latest.

Once it is probable that total costs will exceed total income from a contract in progress, provision is made for the total loss estimated to result from the relevant contract.

Mortgage debt

At the time of borrowing, mortgage debt to mortgage credit institutions is measured at cost which corresponds to the proceeds received less transaction costs incurred. Mortgage debt is subsequently measured at amortised

cost. This means that the difference between the proceeds at the time of borrowing and the nominal repayable amount of the loan is recognised in the income statement as a financial expense over the term of the loan applying the effective interest method.

Lease liabilities

A leasing asset and a leasing obligation are recognized in the balance sheet in accordance with the provisions of IFRS 16 when the company in pursuant to a entered into leasing agreement regarding a specifically identifiable asset, the leasing asset shall be pledged available during the lease term and when the company acquires the right to virtually all the financial benefits from its use identified asset and the right to decide (control) over the use of the identified asset. Leasing obligations is measured on initial recognition at the present value of the future lease payments discounted by one alternative borrowing rate.

The leasing obligation is measured at amortized cost using the effective interest method. The lease obligation recalculated when there are changes in the underlying contractual cash flows from changes in an index or an interest rate.

The leasing asset is measured on initial recognition at cost, which corresponds to the value of the leasing obligation. Subsequently, the asset is measured at cost less accumulated amortization and impairment losses. The leasing asset is depreciated over the shorter of the leasing period and the useful life of the leasing asset. Depreciation is recognized on a straight - line basis in the income statement.

The leasing asset is adjusted for changes in the leasing obligation as a result of changes in the terms of the leasing agreement or changes in the cash flows of the contract in line with changes in an index or an interest rate. Leasing assets are amortized on a straight-line basis over the expected lease period, which amounts to:

Production plant and machinery 10 years

Other plants, operating equipment and fixtures and fittings 3-5 years

The company has chosen not to recognize low-value leasing assets and short-term leasing agreements in the balance sheet.

Instead, leasing payments relating to these leasing agreements are recognized on a straight-line basis in the income statement.

Other financial liabilities

Other financial liabilities are measured at amortised cost, which usually corresponds to nominal value.

Prepayments received from customers

Prepayments received from customers comprise amounts received from customers prior to delivery of the goods agreed or completion of the service agreed.

Tax payable or receivable

Current tax payable or receivable is recognised in the balance sheet, stated as tax computed on this year's taxable income, adjusted for prepaid tax.

Cash flow statement

The cash flow statement shows cash flows from operating, investing and financing activities, and cash and cash equivalents at the beginning and the end of the financial year.

Cash flows from operating activities are presented using the indirect method and calculated as the operating profit/loss adjusted for non-cash operating items, working capital changes, and financial income, financial expenses and income tax paid.

Cash flows from investing activities comprise payments in connection with acquisition and divestment of enterprises, activities and fixed asset investments, and purchase, development, improvement and sale, etc. of intangible assets and property, plant and equipment.

Cash flows from financing activities comprise changes in the size or composition of the contributed capital and related costs, and the raising of loans, repayments of interest-bearing debt, including lease liabilities, purchase of treasury shares and payment of dividend.

Cash and cash equivalents comprise cash and short-term securities with an insignificant price risk less short-term bank loans.

**Want a laboratory that
performs every day?**


Contact us and let us discuss
your opportunities

BROEN-LAB

BROEN-LAB A/S

Drejervaenget 2
5610 Assens
Denmark

broen-lab.com





Dokumentet er underskrevet med Visma Addo digital signeringservice.
Underskrifterne i dette dokument er juridisk bindende. Underskrivernes identiteter er registreret og listet herunder.

Med min underskrift bekræfter jeg indholdet i ovenstående dokument.

NEM ID

Serienummer: PID:9208-2002-2-721137690873

Henning Birk Nicolajsen
CEO

24-02-2022 11:17

NEM ID

Serienummer: PID:9208-2002-2-494232287124

Jesper Torp

24-02-2022 11:35

Lucas Beals
Boardmemeber

Signer's name supplied by Xin Zhuo
24-02-2022 16:49

Steven Allen Kersten
Chairman of board

Signer's name supplied by Xin Zhuo
27-02-2022 22:30

NEM ID

Serienummer: PID:9208-2002-2-513907529570

Xin Zhuo

28-02-2022 07:29

NEM ID

Serienummer: PID:9208-2002-2-411751558266

Bjørn Winkler Jakobsen
Auditor

28-02-2022 07:33

Dette dokument er underskrevet digitalt med Visma Addo signeringservice. Signeringsbeviserne i dokumentet er sikret og valideret ved anvendelse af den matematiske hashværdi af det originale dokument.

Dokumentet er låst for ændringer og tidsstemplet med et certifikat fra en betroet tredjepart. Alle kryptografiske signeringsbeviser er indlejret i denne PDF, i tilfælde af de skal anvendes til validering i fremtiden.

Sådan kan du verificere, at dokumentet er originalt

Dette dokument er beskyttet med Adobe CDS certifikat. Når du åbner dokumentet i Adobe Reader, kan du se, at dokumentet er certificeret af Visma Addo signeringservice. Dette er din garanti for, at indholdet af dokumentet er uændret.

Du har mulighed for at efterprøve de kryptografiske signeringsbeviser i dokumentet med Visma Addos validator på denne website
<https://vismaaddo.net/WebAdmin/#/NemIdValidation>

Visma Addo identifikationsnummer: 2db3f64b-9947-4daa-8987-06243e7e062e



Dokumentet er underskrevet med Visma Addo digital signeringsservice.
Underskrifterne i dette dokument er juridisk bindende. Underskrivernes identiteter er registreret og listet herunder.

Med min underskrift bekræfter jeg indholdet i ovenstående dokument.

NEM ID

Serienummer: PID:9208-2002-2-549872612260

Henrik Hartmann Olesen
Auditor

28-02-2022 07:45

Dette dokument er underskrevet digitalt med Visma Addo signeringsservice. Signeringsbeviserne i dokumentet er sikret og valideret ved anvendelse af den matematiske hashværdi af det originale dokument.

Dokumentet er låst for ændringer og tidsstemplet med et certifikat fra en betroet tredjepart. Alle kryptografiske signeringsbeviser er indlejret i denne PDF, i tilfælde af de skal anvendes til validering i fremtiden.

Sådan kan du verificere, at dokumentet er originalt

Dette dokument er beskyttet med Adobe CDS certifikat. Når du åbner dokumentet i Adobe Reader, kan du se, at dokumentet er certificeret af Visma Addo signeringsservice. Dette er din garanti for, at indholdet af dokumentet er uændret.

Du har mulighed for at efterprøve de kryptografiske signeringsbeviser i dokumentet med Visma Addos validator på denne website
<https://vismaaddo.net/WebAdmin/#/NemIdValidation>

Visma Addo identifikationsnummer: 2db3f64b-9947-4daa-8987-06243e7e062e



Foruden dette dokument kan ét eller flere dokumenter og bilag være tilknyttet transaktionen.
Alle dokumenter som indgik i transaktionen er listet nedenfor. Hændelsesloggen beskriver underskrivers hændelser i forbindelse med signering af dokumentet.

Dokumenter i transaktionen

Nærværende dokument

Annual report 2021 BROEN-LAB A_S final.pdf

Ovenstående dokumenter og bilag er fremsendt i underskrevet form til alle parter på e-mail eller som link til download. Underskriver er selv ansvarlig for download og sikker opbevaring af dokumenter og bilag.

Download dokumenter

Har du som underskriver modtaget link til download af dokumenterne vil dette være muligt i op til 10 dage efter underskrift. Herefter vil dokumenterne blive slettet fra Visma Addo.

Hændelseslog for dokument

Hændelseslog for dokumentet

2022-02-24 07:21	Underskriftsprocessen er startet
2022-02-24 07:21	En besked er sendt til Henning Nicolajsen
2022-02-24 11:16	Dokumentet blev åbnet via linket sendt til Henning Nicolajsen
2022-02-24 11:17	Henning Birk Nicolajsen har underskrevet dokumentet Annual report 2021 BROEN-LAB A_S final.pdf via NemID privat (PID: 9208-2002-2-721137690873)
2022-02-24 11:17	Alle dokumenter sendt til Henning Nicolajsen er blevet underskrevet
2022-02-24 11:17	Underskriftsprocessen er startet
2022-02-24 11:17	En besked er sendt til Jesper Torp
2022-02-24 11:31	Identifikationsskærmen er blevet tilgået via linket der blev sendt til Jesper Torp og identifikationsmetoden NemID privat blev anvendt fra IP adresse 176.22.x.x
2022-02-24 11:32	Identifikationsskærmen er blevet tilgået via linket der blev sendt til Jesper Torp og identifikationsmetoden NemID privat blev anvendt fra IP adresse 176.22.x.x
2022-02-24 11:33	Identifikationsskærmen er blevet tilgået via linket der blev sendt til Jesper Torp og identifikationsmetoden NemID privat blev anvendt fra IP adresse 176.22.x.x
2022-02-24 11:34	Dokumentet blev åbnet via linket sendt til Jesper Torp
2022-02-24 11:35	Jesper Torp har underskrevet dokumentet Annual report 2021 BROEN-LAB A_S final.pdf via NemID privat (PID: 9208-2002-2-494232287124)
2022-02-24 11:35	Alle dokumenter sendt til Jesper Torp er blevet underskrevet
2022-02-24 11:35	Underskriftsprocessen er startet
2022-02-24 11:35	En besked er sendt til Lucas Beals
2022-02-24 16:48	Dokumentet blev åbnet via linket sendt til Lucas Beals
2022-02-24 16:49	Dokumentet er underskrevet af Lucas Beals (IP: 73.208.x.x)
2022-02-24 16:49	Alle dokumenter sendt til Lucas Beals er blevet underskrevet
2022-02-24 16:49	Underskriftsprocessen er startet
2022-02-24 16:49	En besked er sendt til Steven Allen Kersten
2022-02-27 22:25	Dokumentet blev åbnet via linket sendt til Steven Allen Kersten
2022-02-27 22:30	Dokumentet er underskrevet af Steven Allen Kersten (IP: 205.178.x.x)
2022-02-27 22:30	Alle dokumenter sendt til Steven Allen Kersten er blevet underskrevet
2022-02-27 22:30	Underskriftsprocessen er startet
2022-02-27 22:30	En besked er sendt til Xin Zhuo
2022-02-28 07:28	Identifikationsskærmen er blevet tilgået via linket der blev sendt til Xin Zhuo og identifikationsmetoden NemID privat blev anvendt fra IP adresse 176.22.x.x

Visma Addo

Visma Consulting • Gærtorvet 1-5 • 1799 Copenhagen V • Denmark
addo@visma.com • www.visma.dk/addo

Visma Addo identifikationsnummer: 2db3f64b-9947-4daa-8987-06243e7e062e



Foruden dette dokument kan ét eller flere dokumenter og bilag være tilknyttet transaktionen.
Alle dokumenter som indgik i transaktionen er listet nedenfor. Hændelsesloggen beskriver underskrivers hændelser i forbindelse med signering af dokumentet.

Dokumenter i transaktionen

Nærværende dokument

Annual report 2021 BROEN-LAB A_S final.pdf

Ovenstående dokumenter og bilag er fremsendt i underskrevet form til alle parter på e-mail eller som link til download. Underskriver er selv ansvarlig for download og sikker opbevaring af dokumenter og bilag.

Download dokumenter

Har du som underskriver modtaget link til download af dokumenterne vil dette være muligt i op til 10 dage efter underskrift. Herefter vil dokumenterne blive slettet fra Visma Addo.

Hændelseslog for dokument

Hændelseslog for dokumentet

2022-02-28 07:29	Dokumentet blev åbnet via linket sendt til Xin Zhuo
2022-02-28 07:29	Xin Zhuo har underskrevet dokumentet Annual report 2021 BROEN-LAB A_S final.pdf via NemID privat (PID: 9208-2002-2-513907529570)
2022-02-28 07:29	Alle dokumenter sendt til Xin Zhuo er blevet underskrevet
2022-02-28 07:29	Underskriftsprocessen er startet
2022-02-28 07:29	En besked er sendt til Bjørn Winkler Jakobsen
2022-02-28 07:32	Identifikationsskærmen er blevet tilgået via linket der blev sendt til Bjørn Winkler Jakobsen og identifikationsmetoden NemID privat blev anvendt fra IP adresse 80.197.x.x
2022-02-28 07:33	Dokumentet blev åbnet via linket sendt til Bjørn Winkler Jakobsen
2022-02-28 07:33	Bjørn Winkler Jakobsen har underskrevet dokumentet Annual report 2021 BROEN-LAB A_S final.pdf via NemID privat (PID: 9208-2002-2-411751558266)
2022-02-28 07:33	Alle dokumenter sendt til Bjørn Winkler Jakobsen er blevet underskrevet
2022-02-28 07:33	Underskriftsprocessen er startet
2022-02-28 07:33	En besked er sendt til Henrik Hartmann Olesen
2022-02-28 07:43	Identifikationsskærmen er blevet tilgået via linket der blev sendt til Henrik Hartmann Olesen og identifikationsmetoden NemID privat blev anvendt fra IP adresse 193.89.x.x
2022-02-28 07:44	Dokumentet blev åbnet via linket sendt til Henrik Hartmann Olesen
2022-02-28 07:45	Henrik Hartmann Olesen har underskrevet dokumentet Annual report 2021 BROEN-LAB A_S final.pdf via NemID privat (PID: 9208-2002-2-549872612260)
2022-02-28 07:45	Alle dokumenter sendt til Henrik Hartmann Olesen er blevet underskrevet

Visma Addo

Visma Consulting • Gærtorvet 1-5 • 1799 Copenhagen V • Denmark
addo@visma.com • www.visma.dk/addo

Visma Addo identifikationsnummer: 2db3f64b-9947-4daa-8987-06243e7e062e