

# Patrizia Royal ApS


Cobblestone A/S  
Gammel Køge Landevej 57, 3., 2500 Valby

CVR no. 36 44 72 49

## Annual report 2018

Approved at the Company's annual general meeting on 22 May 2019

Chairman:



Louise Hertz





## Contents

Statement by the Board of Directors and the Executive Board	2
Independent auditor's report	3
Management's review	5
Financial statements 1 January - 31 December	6
Income statement	6
Balance sheet	7
Statement of changes in equity	9
Notes to the financial statements	10



### Statement by the Board of Directors and the Executive Board

Today, the Board of Directors and the Executive Board have discussed and approved the annual report of Patrizia Royal ApS for the financial year 1 January - 31 December 2018.


The annual report is prepared in accordance with the Danish Financial Statements Act.

In our opinion, the financial statements give a true and fair view of the financial position of the Company at 31 December 2018 and of the results of the Company's operations for the financial year 1 January - 31 December 2018.



Further, in our opinion, the Management's review gives a fair review of the matters discussed in the Management's review.

We recommend that the annual report be approved at the annual general meeting.

Copenhagen, 22 May 2019  
Executive Board:

  
.....  
David Hilmar Herbert Girra

Board of Directors:

  
.....  
Louise Hertz  
Chairman  
.....  
David Hilmar Herbert Girra  
.....  
Klaus Alois Schmitt

## Independent auditor's report

To the shareholders of Patrizia Royal ApS

### Opinion

We have audited the financial statements of Patrizia Royal ApS for the financial year 1 January - 31 December 2018, which comprise income statement, balance sheet, statement of changes in equity and notes, including accounting policies. The financial statements are prepared in accordance with the Danish Financial Statements Act.

In our opinion, the financial statements give a true and fair view of the financial position of the Company at 31 December 2018 and of the results of the Company's operations for the financial year 1 January - 31 December 2018 in accordance with the Danish Financial Statements Act.

### Basis for opinion

We conducted our audit in accordance with International Standards on Auditing (ISAs) and the additional requirements applicable in Denmark. Our responsibilities under those standards and requirements are further described in the "Auditor's responsibilities for the audit of the financial statements" section of our report. We believe that the audit evidence we have obtained is sufficient and appropriate to provide a basis for our opinion.

### Independence

We are independent of the Company in accordance with the International Ethics Standards Board for Accountants' Code of Ethics for Professional Accountants (IESBA Code) and the additional requirements applicable in Denmark, and we have fulfilled our other ethical responsibilities in accordance with these rules and requirements.

### Management's responsibilities for the financial statements

Management is responsible for the preparation of financial statements that give a true and fair view in accordance with the Danish Financial Statements Act and for such internal control as Management determines is necessary to enable the preparation of financial statements that are free from material misstatement, whether due to fraud or error.

In preparing the financial statements, Management is responsible for assessing the Company's ability to continue as a going concern, disclosing, as applicable, matters related to going concern and using the going concern basis of accounting in preparing the financial statements unless Management either intends to liquidate the Company or to cease operations, or has no realistic alternative but to do so.

### Auditor's responsibilities for the audit of the financial statements

Our objectives are to obtain reasonable assurance as to whether the financial statements as a whole are free from material misstatement, whether due to fraud or error and to issue an auditor's report that includes our opinion. Reasonable assurance is a high level of assurance, but is not a guarantee that an audit conducted in accordance with ISAs and the additional requirements applicable in Denmark will always detect a material misstatement when it exists. Misstatements can arise from fraud or error and are considered material if, individually or in the aggregate, they could reasonably be expected to influence the economic decisions of users taken on the basis of the financial statements.

As part of an audit conducted in accordance with ISAs and the additional requirements applicable in Denmark, we exercise professional judgement and maintain professional scepticism throughout the audit. We also:

- ▶ Identify and assess the risks of material misstatement of the financial statements, whether due to fraud or error, design and perform audit procedures responsive to those risks and obtain audit evidence that is sufficient and appropriate to provide a basis for our opinion. The risk of not detecting a material misstatement resulting from fraud is higher than for one resulting from error as fraud may involve collusion, forgery, intentional omissions, misrepresentations or the override of internal control.

## Independent auditor's report

- ▶ Obtain an understanding of internal control relevant to the audit in order to design audit procedures that are appropriate in the circumstances, but not for the purpose of expressing an opinion on the effectiveness of the Company's internal control.
- ▶ Evaluate the appropriateness of accounting policies used and the reasonableness of accounting estimates and related disclosures made by Management.
- ▶ Conclude on the appropriateness of Management's use of the going concern basis of accounting in preparing the financial statements and, based on the audit evidence obtained, whether a material uncertainty exists related to events or conditions that may cast significant doubt on the Company's ability to continue as a going concern. If we conclude that a material uncertainty exists, we are required to draw attention in our auditor's report to the related disclosures in the financial statements or, if such disclosures are inadequate, to modify our opinion. Our conclusions are based on the audit evidence obtained up to the date of our auditor's report. However, future events or conditions may cause the Company to cease to continue as a going concern.
- ▶ Evaluate the overall presentation, structure and contents of the financial statements, including the note disclosures, and whether the financial statements represent the underlying transactions and events in a manner that gives a true and fair view.

We communicate with those charged with governance regarding, among other matters, the planned scope and timing of the audit and significant audit findings, including any significant deficiencies in internal control that we identify during our audit.

## Statement on the Management's review

Management is responsible for the Management's review.

Our opinion on the financial statements does not cover the Management's review, and we do not express any form of assurance conclusion thereon.

In connection with our audit of the financial statements, our responsibility is to read the Management's review and, in doing so, consider whether the Management's review is materially inconsistent with the financial statements or our knowledge obtained during the audit, or otherwise appears to be materially misstated.

Moreover, it is our responsibility to consider whether the Management's review provides the information required under the Danish Financial Statements Act.

Based on the work we have performed, we conclude that the Management's review is in accordance with the financial statements and has been prepared in accordance with the requirements of the Danish Financial Statement Act. We did not identify any material misstatement of the Management's review.

Copenhagen, 22 May 2019  
ERNST & YOUNG  
Godkendt Revisionspartnerselskab  
CVR no. 30 70 02 28



Kaare K. Lendorf  
State Authorised Public Accountant  
mne33819



## Management's review

### Company details

Name	Patrizia Royal ApS
Address, Postal code, City	Cobblestone A/S Gammel Køge Landevej 57, 3., 2500 Valby
CVR no.	36 44 72 49
Established	27 November 2014
Registered office	Copenhagen
Financial year	1 January - 31 December
Board of Directors	Louise Hertz, Chairman David Hilmar Herbert Girra Klaus Alois Schmitt
Executive Board	David Hilmar Herbert Girra
Auditors	Ernst & Young Godkendt Revisionspartnerselskab Osvold Helmuths Vej 4, P.O. Box 250, 2000 Frederiksberg, Denmark

## Management commentary

### Business review

The object of the company is to invest in real estate, including buying and and selling real estate.

### Financial review

In 2018, the Company's revenue amounted to DKK 8,448,146 against DKK 9,292,014 last year. The Income statement for 2018 shows a profit of DKK 5,764,113 against a profit of DKK 22,150,832 last year, and the balance sheet at 31 December 2018 shows equity of DKK 65,366,870.

### Events after the balance sheet date

No events materially affecting the Company's financial position have occurred subsequent to the financial year-end.



## Financial statements 1 January - 31 December

### Income statement

Note	DKK	2018	2017
	Revenue	8,448,146	9,292,014
2	Other operating income	12,184,872	33,352,993
	Expenses, property	-5,204,607	-3,211,206
	Other external expenses	-805,991	-2,096,731
	Gross margin	14,622,420	37,337,070
	Amortisation/depreciation and impairment of intangible assets and property, plant and equipment	-874,329	-949,594
	Profit before net financials	13,748,091	36,387,476
4	Financial income	51,315	39,179
5	Financial expenses	-6,489,636	-6,780,501
	Profit before tax	7,309,770	29,646,154
6	Tax for the year	-1,545,657	-7,495,322
	Profit for the year	5,764,113	22,150,832
	Recommended appropriation of profit		
	Proposed dividend recognised under equity	0	12,000,000
	Extraordinary dividend distributed in the year	0	19,000,000
	Retained earnings/accumulated loss	5,764,113	-8,849,168
		5,764,113	22,150,832



## Financial statements 1 January - 31 December

### Balance sheet

Note	DKK	<u>2018</u>	<u>2017</u>
	ASSETS		
	Fixed assets		
7	Property, plant and equipment		
	Land and buildings	<u>253,840,646</u>	<u>263,049,121</u>
		<u>253,840,646</u>	<u>263,049,121</u>
	Total fixed assets	<u>253,840,646</u>	<u>263,049,121</u>
	Non-fixed assets		
	Receivables		
	Trade receivables	0	3,554
	Deferred tax assets	453,294	1,184,159
	Other receivables	<u>13,615,122</u>	<u>22,029,116</u>
		<u>14,068,416</u>	<u>23,216,829</u>
	Cash	<u>33,823,120</u>	<u>32,259,772</u>
	Total non-fixed assets	<u>47,891,536</u>	<u>55,476,601</u>
	TOTAL ASSETS	<u>301,732,182</u>	<u>318,525,722</u>





Financial statements 1 January - 31 December

Balance sheet

Note	DKK	2018	2017
	EQUITY AND LIABILITIES		
	Equity		
8	Share capital	1,100,000	1,100,000
	Retained earnings	64,266,870	58,502,757
	Dividend proposed	0	12,000,000
	Total equity	<u>65,366,870</u>	<u>71,602,757</u>
	Liabilities other than provisions		
9	Non-current liabilities other than provisions		
	Mortgage debt	153,490,877	163,979,840
	Payables to group entities	65,304,830	70,104,168
	Deposits	1,743,226	1,856,124
		<u>220,538,933</u>	<u>235,940,132</u>
	Current liabilities other than provisions		
9	Short-term part of long-term liabilities other than provisions	1,222,077	0
	Prepayments received from customers	39,502	28,494
	Trade payables	3,778,877	380,807
	Payables to group enterprises	20,757	742,401
	Corporation tax payable	1,282,119	4,978,010
	Joint taxation contribution payable	4,510,683	0
	Other payables	11,639	14,511
	Deferred income	4,960,725	4,838,610
		<u>15,826,379</u>	<u>10,982,833</u>
	Total liabilities other than provisions	<u>236,365,312</u>	<u>246,922,965</u>
	TOTAL EQUITY AND LIABILITIES	<u>301,732,182</u>	<u>318,525,722</u>

- 1 Accounting policies
- 3 Staff costs
- 10 Collateral
- 11 Related parties



Financial statements 1 January - 31 December

Statement of changes in equity

DKK	Share capital	Retained earnings	Dividend proposed	Total
Equity at 1 January 2018	1,100,000	58,502,757	12,000,000	71,602,757
Transfer through appropriation of profit	0	5,764,113	0	5,764,113
Dividend distributed	0	0	-12,000,000	-12,000,000
Equity at 31 December 2018	1,100,000	64,266,870	0	65,366,870

## Financial statements 1 January - 31 December

### Notes to the financial statements

#### 1 Accounting policies

The annual report of Patrizia Royal ApS for 2018 has been prepared in accordance with the provisions in the Danish Financial Statements Act applying to reporting class B entities and elective choice of certain provisions applying to reporting class C entities.

The accounting policies used in the preparation of the financial statements are consistent with those of last year.

#### Reporting currency

The financial statements are presented in Danish kroner (DKK).

#### Foreign currency translation

On initial recognition, transactions denominated in foreign currencies are translated at the exchange rate at the transaction date. Foreign exchange differences arising between the exchange rates at the transaction date and the date of payment are recognised in the income statement as financial income or financial expenses.

Receivables and payables and other monetary items denominated in foreign currencies are translated at the exchange rate at the balance sheet date. The difference between the exchange rates at the balance sheet date and the date at which the receivable or payable arose or was recognised in the most recent financial statements is recognised in the income statement as financial income or financial expenses.

#### Income statement

##### Revenue

Rental income receivable from operating leases is recognised on a straight line basis over the term of the lease, except for contingent rental income, which is recognised as earned.

Costs relating to incentives for lessees to enter into lease agreements are spread evenly over the lease term, even if the payments are not made on such a basis. The lease term is the non-cancellable period of the lease together with any further term for which the lessee has the option to continue the lease, where, at the inception of the lease, management is reasonably certain that the lessee will exercise that option.

Amounts received from lessees to terminate leases or to compensate for dilapidations are recognised in the income statement as received.

##### Service charges and expenses recoverable from tenants:

Income arising from expenses recharged to lessees is recognised in the period in which the expenses can be contractually recovered. Service charges and other such receipts are included gross of the related costs in revenue, when management considers that the Group acts as agent.

Revenue is measured at the fair value of the agreed consideration excluding VAT and taxes charged on behalf of third parties. All discounts and rebates granted are recognised in revenue.

##### Other operating income

Other operating income comprises items of a secondary nature relative to the Company's core activities, including gains on the sale of apartments and parking spaces. Gain on the sale of apartments is recognised as the difference between the sale price and the purchase price plus selling expenses.



## Financial statements 1 January - 31 December

### Notes to the financial statements

#### 1 Accounting policies (continued)

##### Property expenses

Property expenses include expenses relating to renting out the Company's investment property, including expenses relating to running and maintaining such property.

##### Other external expenses

Other external expenses include the year's expenses relating to the Company's core activities, including expenses relating to distribution, sale, advertising, administration, premises, bad debts, payments under operating leases, etc.

##### Depreciation

The Item comprises depreciation of property, plant and equipment.

The basis of depreciation, which is calculated as cost less any residual value, is depreciated on a straight line basis over the expected useful life. The expected useful lives of the assets are as follows:

Buildings	100 years
-----------	-----------

Buildings have an expected residual value of 50%.

The residual value is determined at the time of acquisition and are reassessed every year. Where the residual value exceeds the carrying amount of the asset, no further depreciation charges are recognised. In case of changes in the residual value, the effect on the depreciation charges is recognised prospectively as a change in accounting estimates.

Land is not depreciated.

##### Financial income and expenses

Financial income and expenses are recognised in the income statements at the amounts that concern the financial year. Net financials include interest income and expenses as well as allowances and surcharges under the advance-payment-of-tax scheme, etc.

##### Tax

Tax for the year includes current tax on the year's expected taxable income and the year's deferred tax adjustments. The portion of the tax for the year that relates to the profit/loss for the year is recognised in the income statement, whereas the portion that relates to transactions taken to equity is recognised in equity.

The Company and its Danish group entities are jointly taxed. The total Danish income tax charge is allocated between profit/loss-making Danish entities in proportion to their taxable income (full absorption).

Jointly taxed entities entitled to a tax refund are reimbursed by the management company based on the rates applicable to interest allowances, and jointly taxed entities which have paid too little tax pay a surcharge according to the rates applicable to interest surcharges to the management company.



## Financial statements 1 January - 31 December

### Notes to the financial statements

#### 1 Accounting policies (continued)

##### Balance sheet

##### Property, plant and equipment

Items of property, plant and equipment are measured at cost less accumulated depreciation and impairment losses. Cost includes the acquisition price and costs directly related to the acquisition until the time at which the asset is ready for use.

Gains or losses are calculated as the difference between the selling price less selling costs and the carrying amount at the date of disposal. Gains and losses from the disposal of property, plant and equipment are recognised in the Income statement as other operating income or other operating expenses.

##### Impairment of fixed assets

The carrying amount of intangible assets, property, plant and equipment and investments in subsidiaries and associates is assessed for impairment on an annual basis.

Impairment tests are conducted on assets or groups of assets when there is evidence of impairment. The carrying amount of impaired assets is reduced to the higher of the net selling price and the value in use (recoverable amount).

The recoverable amount is the higher of the net selling price of an asset and its value in use. The value in use is calculated as the present value of the expected net cash flows from the use of the asset or the group of assets and the expected net cash flows from the disposal of the asset or the group of assets after the end of the useful life.

Previously recognised impairment losses are reversed when the reason for recognition no longer exists. Impairment losses on goodwill are not reversed.

##### Receivables

Receivables are measured at amortised cost.

An impairment loss is recognised if there is objective evidence that a receivable or a group of receivables is impaired. If there is objective evidence that an individual receivable has been impaired, an impairment loss is recognised on an individual basis.

Receivables in respect of which there is no objective evidence of individual impairment are tested for objective evidence of impairment on a portfolio basis. The portfolios are primarily based on the debtors' domicile and credit ratings in line with the Company's risk management policy. The objective evidence applied to portfolios is determined based on historical loss experience.

Impairment losses are calculated as the difference between the carrying amount of the receivables and the present value of the expected cash flows, including the realisable value of any collateral received. The effective interest rate for the individual receivable or portfolio is used as discount rate.

##### Prepayments

Prepayments recognised under "Assets" comprise prepaid expenses regarding subsequent financial reporting years.

##### Cash

Cash comprise cash and short term securities which are readily convertible into cash and subject only to minor risks of changes in value.



## Financial statements 1 January - 31 December

### Notes to the financial statements

#### 1 Accounting policies (continued)

##### Equity

###### *Proposed dividends*

Dividend proposed for the year is recognised as a liability once adopted at the annual general meeting (declaration date). Dividends expected to be distributed for the financial year are presented as a separate item under "Equity".

##### Income taxes

Current tax payables and receivables are recognised in the balance sheet as the estimated income tax charge for the year, adjusted for prior-year taxes and tax paid on account.

Deferred tax is measured according to the liability method on all temporary differences between the carrying amount and the tax base of assets and liabilities. However, deferred tax is not recognised on temporary differences relating to goodwill which is not deductible for tax purposes and on office premises and other items where temporary differences, apart from business combinations, arise at the date of acquisition without affecting either profit/loss for the year or taxable income. Where alternative tax rules can be applied to determine the tax base, deferred tax is measured based on Management's intended use of the asset or settlement of the liability, respectively.

Deferred tax is measured according to the tax rules and at the tax rates applicable at the balance sheet date when the deferred tax is expected to crystallise as current tax. Deferred tax assets are recognised at the expected value of their utilisation; either as a set-off against tax on future income or as a set-off against deferred tax liabilities in the same legal tax entity. Changes in deferred tax due to changes in the tax rate are recognised in the income statement.

##### Payables to credit institutions

Mortgage debt is recognised on the raising of the loan at the proceeds received net of transaction costs incurred. On subsequent recognition, mortgage debt is measured at amortised cost, using the effective interest rate method. Borrowing costs, including capital losses, are recognised as financing costs in the income statement over the term of the loan.

##### Other payables

Other payables are measured at net realisable value.

##### Deferred income

Deferred income recognised as a liability comprises payments received concerning income in subsequent financial reporting years.



Financial statements 1 January - 31 December

Notes to the financial statements

2	Other operating Income		
	Other operating income	0	63,812
	Gain on the sale of property	12,184,872	33,289,181
		<u>12,184,872</u>	<u>33,352,993</u>
3	Staff costs		
	The Company has no employees.		
4	Financial income		
	Exchange gain	1,931	1,046
	Other financial Income	49,384	38,133
		<u>51,315</u>	<u>39,179</u>
5	Financial expenses		
	Interest expenses, group entities	3,765,431	3,943,616
	Other interest expenses	2,446,878	2,510,166
	Exchange adjustments	277,327	313,496
	Exchange losses	0	13,223
		<u>6,489,636</u>	<u>6,780,501</u>
6	Tax for the year		
	Estimated tax charge for the year	1,282,119	6,278,010
	Deferred tax adjustments in the year	730,865	550,826
	Tax adjustments, prior years	-467,327	666,486
		<u>1,545,657</u>	<u>7,495,322</u>
7	Property, plant and equipment		
	DKK		<u>Land and buildings</u>
	Cost at 1 January 2018		265,610,387
	Additions		5,567,688
	Disposals		-14,074,332
	Cost at 31 December 2018		<u>257,103,743</u>
	Impairment losses and depreciation at 1 January 2018		2,561,266
	Depreciation		874,330
	Reversal of prior year Impairment losses		-172,499
	Impairment losses and depreciation at 31 December 2018		<u>3,263,097</u>
	Carrying amount at 31 December 2018		<u>253,840,646</u>

Note 10 provides more details on security for loans, etc. as regards property, plant and equipment.



## Financial statements 1 January - 31 December

### Notes to the financial statements

#### 8 Share capital

The Company's share capital has remained DKK 1,100,000 in the past year.

Analysis of changes in the share capital over the past 5 years:

DKK	2018	2017	2016	2015	2014
Opening balance	1,100,000	1,100,000	1,100,000	1,100,000	50,000
Capital increase	0	0	0	0	1,050,000
	<u>1,100,000</u>	<u>1,100,000</u>	<u>1,100,000</u>	<u>1,100,000</u>	<u>1,100,000</u>

#### 9 Non-current liabilities other than provisions

Of the long-term liabilities, TDKK 127,714 falls due for payment after more than 5 years after the balance sheet date.

#### 10 Collateral

As security for the Company's debt to the credit institutions, the Company has provided security in its assets, with a carrying amount of TDKK 253,841.

#### 11 Related parties

##### Ownership

The following shareholders are registered in the Company's register of shareholders as holding minimum 5% of the share capital:

Name	Domicile
Patrizia Wohnmodul I Zwischenholding S.á.r.l	2-4 Rue Beck L, 1222 Luxembourg