




Deloitte  
Statsautoriseret Revisionspartnerselskab  
CVR-no. 33 96 35 56  
Weidekampsgade 6  
2300 Copenhagen S  
Phone 36102030  
Fax 36102040  
www.deloitte.dk

**Copenhagen Infrastructure II K/S**  
**Amerika Plads 29**  
**2100 Copenhagen**  
**Central Business Registration No**  
**36 39 30 92**

**Annual report 2020**

The Annual General Meeting adopted the annual report on 25.06.2021

**Chairman of the General Meeting**

DocuSigned by:  
  
0D63040CEE32400...  
Name: Sara Hanquist Johnsen

**Copenhagen Infrastructure II K/S**

---

**Contents**

	<u>Side</u>
Fund details	1
Statement by the General Partner on the annual report	2
Independent auditor's report	3
Management commentary	6
Statement of comprehensive income	12
Balance sheet at 31 December 2020	13
Statement of changes in equity	15
Cash flow statement for 2020	16
Table of notes	17
Notes	18

## **Fund details**

### **Fund**

Copenhagen Infrastructure II K/S  
Amerika Plads 29  
2100 Copenhagen

Business Registration No: 36 39 30 92  
Founded: 30.09.2014  
Registered in: Copenhagen  
Financial year: 1 January 2020 - 31 December 2020

Telephone: +45 70 70 51 51  
Internet: [www.cipartners.dk](http://www.cipartners.dk)

### **General Partner**

Copenhagen Infrastructure II GP ApS

### **Fund Manager**

Copenhagen Infrastructure Partners II P/S  
Approved Manager of Alternative Investment Funds (FSA number: 23014)

### **Auditors**

Deloitte Statsautoriseret Revisionspartnerselskab  
Weidekampsgade 6  
2300 Copenhagen S

## Statement by the General Partner on the annual report

The General Partner has today considered and approved the annual report of Copenhagen Infrastructure II K/S for the financial year 1 January 2020 - 31 December 2020.

The annual report is presented in accordance with International Financial Reporting Standards as adopted by the EU and disclosure requirements of the Danish Financial Statements Act.


In our opinion, the financial statements give a true and fair view of the Limited Partnership's financial position at 31 December 2020 and of the results of its operations and the cash flows for the financial year 1 January 2020 - 31 December 2020.

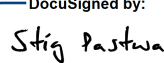
We believe that the management commentary contains a fair review of the affairs and conditions referred to therein.

We recommend the annual report for adoption at the Annual General Meeting.

Copenhagen, 25.06.2021

### On behalf of Copenhagen Infrastructure II GP ApS

DocuSigned by:  
  
137AE90DD3C04FF...  
Thomas Hinrichsen

DocuSigned by:  
  
E95EEB99D4614C5...  
Stig Pastwa

DocuSigned by:  
  
A0751F80FA604F5...  
Jakob Barüel Poulsen

DocuSigned by:  
  
E60D370BB540430...  
Christian Troels Skakkebæk

## Independent auditor's report

### To the shareholders of Copenhagen Infrastructure II K/S

#### Opinion

We have audited the financial statements of Copenhagen Infrastructure II K/S for the financial year 01.01.2020 - 31.12.2020, which comprise the statement of comprehensive income, balance sheet, statement of changes in equity, cash flow statement and notes, including a summary of significant accounting policies. The financial statements are prepared in accordance with International Financial Reporting Standards as adopted by the EU and additional requirements of the Danish Financial Statements Act.

In our opinion, the financial statements give a true and fair view of the Entity's financial position at 31.12.2020 and of the results of its operations for the financial year 01.01.2020 - 31.12.2020 in accordance with International Financial Reporting Standards as adopted by the EU and additional requirements of the Danish Financial Statements Act.

#### Basis for opinion

We conducted our audit in accordance with International Standards on Auditing (ISAs) and additional requirements applicable in Denmark. Our responsibilities under those standards and requirements are further described in the *Auditor's responsibilities for the audit of the financial statements* section of this auditor's report. We are independent of the Entity in accordance with the International Ethics Standards Board of Accountants' Code of Ethics for Professional Accountants (IESBA Code) and the additional requirements applicable in Denmark, and we have fulfilled our other ethical responsibilities in accordance with these requirements. We believe that the audit evidence we have obtained is sufficient and appropriate to provide a basis for our opinion.

#### General Partner's responsibilities for the financial statements

The General Partner is responsible for the preparation of financial statements that give a true and fair view in accordance with International Financial Reporting Standards as adopted by the EU and additional requirements of the Danish Financial Statements Act, and for such internal control as the General Partner determines is necessary to enable the preparation of financial statements that are free from material misstatement, whether due to fraud or error.

In preparing the financial statements, the General Partner is responsible for assessing the Entity's ability to continue as a going concern, for disclosing, as applicable, matters related to going concern, and for using the going concern basis of accounting in preparing the financial statements unless the General Partner either intends to liquidate the Entity or to cease operations, or has no realistic alternative but to do so.

## Independent auditor's report

### Auditor's responsibilities for the audit of the financial statements

Our objectives are to obtain reasonable assurance about whether the financial statements as a whole are free from material misstatement, whether due to fraud or error, and to issue an auditor's report that includes our opinion. Reasonable assurance is a high level of assurance, but is not a guarantee that an audit conducted in accordance with ISAs and the additional requirements applicable in Denmark will always detect a material misstatement when it exists. Misstatements can arise from fraud or error and are considered material if, individually or in the aggregate, they could reasonably be expected to influence the economic decisions of users taken on the basis of these financial statements.

As part of an audit conducted in accordance with ISAs and the additional requirements applicable in Denmark, we exercise professional judgement and maintain professional scepticism throughout the audit. We also:

- Identify and assess the risks of material misstatement of the financial statements, whether due to fraud or error, design and perform audit procedures responsive to those risks, and obtain audit evidence that is sufficient and appropriate to provide a basis for our opinion. The risk of not detecting a material misstatement resulting from fraud is higher than for one resulting from error, as fraud may involve collusion, forgery, intentional omissions, misrepresentations, or the override of internal control.
- Obtain an understanding of internal control relevant to the audit in order to design audit procedures that are appropriate in the circumstances, but not for the purpose of expressing an opinion on the effectiveness of the Entity's internal control.
- Evaluate the appropriateness of accounting policies used and the reasonableness of accounting estimates and related disclosures made by the General Partner.
- Conclude on the appropriateness of the General Partner's use of the going concern basis of accounting in preparing the financial statements, and, based on the audit evidence obtained, whether a material uncertainty exists related to events or conditions that may cast significant doubt on the Entity's ability to continue as a going concern. If we conclude that a material uncertainty exists, we are required to draw attention in our auditor's report to the related disclosures in the financial statements or, if such disclosures are inadequate, to modify our opinion. Our conclusions are based on the audit evidence obtained up to the date of our auditor's report. However, future events or conditions may cause the Entity to cease to continue as a going concern.
- Evaluate the overall presentation, structure and content of the financial statements, including the disclosures in the notes, and whether the financial statements represent the underlying transactions and events in a manner that gives a true and fair view.

We communicate with those charged with governance regarding, among other matters, the planned scope and timing of the audit and significant audit findings, including any significant deficiencies in internal control that we identify during our audit.

## Independent auditor's report

### Statement on the management commentary

The General Partner is responsible for the management commentary.

Our opinion on the financial statements does not cover the management commentary, and we do not express any form of assurance conclusion thereon.

In connection with our audit of the financial statements, our responsibility is to read the management commentary and, in doing so, consider whether the management commentary is materially inconsistent with the financial statements or our knowledge obtained in the audit or otherwise appears to be materially misstated.

Moreover, it is our responsibility to consider whether the management commentary provides the information required under the Danish Financial Statements Act.

Based on the work we have performed, we conclude that the management commentary is in accordance with the financial statements and has been prepared in accordance with the requirements of the Danish Financial Statements Act. We did not identify any material misstatement of the management commentary.


Copenhagen, 25.06.2021

### Deloitte

Statsautoriseret Revisionspartnerselskab  
Business Registration No 33 96 35 56



Bill Haudal Pedersen  
State-Authorised Public Accountant  
Identification No (MNE) mne30131



Michael Thorø Larsen  
State-Authorised Public Accountant  
Identification No (MNE) mne35823

## Management commentary

	<u>2020</u> <u>DKK'000</u>	<u>2019</u> <u>DKK'000</u>	<u>2018</u> <u>DKK'000</u>	<u>2017</u> <u>DKK'000</u>	<u>2016</u> <u>DKK'000</u>
<b>Financial highlights</b>					
<b>Key figures</b>					
Operating profit/(loss) (EBIT)	585,748	1,324,980	2,163,773	613,220	480,955
Profit/loss for the year	582,983	1,323,787	2,172,914	610,528	472,463
Equity	7,380,582	7,055,292	9,898,694	7,029,535	5,448,234
Assets total	7,380,582	7,113,038	9,925,737	7,173,240	5,470,212
<b>Ratios</b>					
Liquidity ratio (%)	-	164.38	165.91	125.08	1224.97
Solvency ratio (%)	100.00	99.19	99.73	98.00	99.60
Return on equity (%)	8.08	15.62	25.67	9.79	11.21

### Primary activity

Copenhagen Infrastructure II K/S (CI II) was established in September 2014 and is managed by Copenhagen Infrastructure Partners II P/S (CIP II P/S). The General Partner of CI II is Copenhagen Infrastructure II GP ApS. End of 2020, the Limited Partners had committed DKK 9,842m to CI II for infrastructure investments in primarily Europe, Asia and North America.

### Investments

End of 2020, CI II had reached financial close on eight investments, Brite, Veja Mate, Beatrice, Kent, Fluvanna I, Gopher Creek, Bearkat I, ChangFang & Xidao.

#### Brite

Brite is a 42.3 MW waste wood-fired biomass power plant, located at Templeborough, in Rotherham, in South Yorkshire, Central England. Brite was divested in Q4 2019. Brite reached COD and entered into operation in February 2019.

#### Veja Mate

Veja Mate is now an operating 400 MW offshore wind farm, located in the German North Sea, approx. 94 km from the shore on water depths around 40 meters. One mezzanine tranche of EUR 100m (total EUR 250m) was converted to Equity in 2018 and consequently divested on 13 February 2019.

#### Beatrice

Beatrice. Beatrice is located in Outer Moray Firth, Scotland. Beatrice reached COD in May 2019 and was re-financed in July 2019. The Beatrice investment have been fully divested in Q1 2021 based on an unsolicited offer.



## Management commentary (continued)

### Kent

Kent, a 27.8 MW virgin wood fired plant located in Kent, UK. Kent reached COD in september 2018.

### Terna DEN

CI II has provided a mezzanine debt facility to finance three US onshore wind projects in Texas, US, Fluvanna I, Gopher Creek and Bearkat I (in aggregate 510MW) under the umbrella of Terna DEN.

### ChangFang & Xidao

ChangFang & Xidao will be a 589 MW offshore wind project located on the west coast of Taiwan. CI II had financial close on ChangFang & Xidao on February 21 2020 and in January 2020 12.5% of the investment was divested to local insurance companies. ChangFang & Xidao is currently under construction.

## Development in activities and finances

Income from investments in 2020 amounts to DKK 646m.

Net Income for 2020 amounts to a gain of DKK 586m, which is above our expectations from 2019. The result reflects income from investments, partly offset by management fee and transaction costs expensed, during the period.

Limited Partners' paid-in capital to the Fund at the end of 2020 amounted to DKK 9,842m, equalling 85% of the committed capital of DKK 11,522m. Accumulated distributions to Limited Partners amounted to DKK 7,642m since fund initiation and accumulated net income end of 2020 amounted to DKK 5,181m. Hereafter total Limited Partners' capital end of 2020 amounted to DKK 7,381m.

In 2020 the COVID 19 pandemic emerged and affected the global economy and the way of doing business. The investments managed by CIP have seen a limited direct impact on the financial performance however restrictions and lock downs have impacted operations. The COVID 19 pandemic have created more challenging conditions, primarily for construction projects, however mitigation plans are in place across all projects and therefore we have not seen any issues as of yet. As such, expected returns and valuations have only seen marginal impact during 2020 because of the COVID 19 pandemic.

## Management commentary (continued)

### Uncertainty relating to recognition and measurement

Copenhagen Infrastructure II K/S develops and invests in infrastructure projects structured to provide stable cash flows, but where transferability and cash flows may to a certain extent still be affected by changes in market conditions. Consequently, the fair value of the investments is based on estimates and a number of assumptions made by the Fund Manager and the General Partner on the balance sheet date.

### Information according to the Alternative Investment Fund Managers Directive

According to Article 22 of the Alternative Investment Fund Managers Directive, Alternative Investment Funds (AIF) must make certain disclosures to investors in connection with the presentation of financial statements.

During the financial period covered by the financial statements, there have been no significant changes in the matters below:

- The Fund's Investment strategy;
- Valuation principles of the Fund's investments;
- The number of shares in the Alternative Investment Fund, which, due to their illiquid nature, are subject to special measures;
- New arrangements for managing the Fund's liquidity;
- The Fund's risk profile and the risk management systems implemented by the Fund Manager used to manage the Fund's risks;
- There have been no amendments to the maximum level of leverage which the Fund Manager can use on behalf of the Fund. Nor has there been any changes in the right to use collateral or any guarantee accordance with the agreement allowing for the leverage.

### Events after the balance sheet date

On February 11, 2021, the state of Texas declared a system wide energy emergency as extreme weather conditions descended upon the state from the Arctic resulting in shortage of power supply and prices of up to 9.000 USD/MWh. From February 19, 2021, temperatures increased and power prices are back to normal levels since then. This event might lead to losses in the range USD 15-45m in the first half of 2021 when the impacts are agreed with the project counterparts for the projects in Terna Den. The losses are still uncertain and is subject to negotiations.

No other events have occurred after the balance sheet date to this date which would influence the evaluation of this annual report.

### Outlook

The outlook for the Limited Partnership depends on the results of the investments. Expectations for the Limited Partnership are in general positive. Profit for 2021 is expected to be within DKK 320-440m.

## Management commentary (continued)

### Corporate social responsibility

As an alternative investment fund managed by the CIP-group of fund management companies, the approach of CI II K/S (the Fund) to Corporate Social Responsibility follows that of Copenhagen Infrastructure Partners P/S (CIP), the overall fund management company in the group. This approach is set out below.

CIP recognizes the fundamental importance of environmental, social and governance (ESG) factors – and the integration of these factors in the investment process – on the creation of sustainable and long-term value. CIP has a defined position on Environmental, Social, and Corporate Governance (ESG) principles in its Ethical Policy, which is an integral part of CIP's entire investment process and which CIP shall endeavour to ensure are observed by the project companies in which the Fund holds investments. The ESG principles are summarised below. Further, CIP is a signatory to the United Nations Principles for Responsible Investment (UN PRI), basing its Ethical Policy on such principles, and complies with all local regulations. The Ethical Policy guides CIP in its capacity as Investment Manager in taking a risk-based approach throughout the investment process i.e. when CIP originates/screens/assesses potential investments, selects and proposes investments through specific due diligence, monitors and manages Investments, and proposes divestments. CIP shall also provide relevant training on the integration of ESG factors.

Depending on the project, geography and technology of the investment, this approach considers relevant ESG risks, including potential climate change-related risks, human rights, environmental, anti-corruption and bribery, and social and staff matters. CIP will perform risk assessments where relevant and/or where a potential adverse impact is identified with respect to these matters. This approach will contribute positively to the United Nations Agenda for Sustainable Development, and the corresponding Sustainable Development Goals.

### Environmental principles concerning

- Obligations to identify and assess environmental consequences and issues of an investment, and to properly observe relevant law or regulation; and
- Minimisation of the environmental consequences related to the construction and ongoing operations of infrastructure assets in accordance with good industry practice.

The Fund has an overall positive impact on climate, due to its investment strategy being focused on renewable energy infrastructure assets, and complies with local regulations related to climate change and protection of the environment. In 2020 we believe that we have maintained our positive contribution within climate and environmental impact.

### Social principles concerning

- Identification and assessment of relevant social and human rights issues of an investment;
- Acknowledgement and adherence to the fundamental employees' rights by the investment project, including significant suppliers. A focus on HSE (Health Safety and Environment) and local labour laws are an important part of this; and
- No Investment in the manufacture of weapons, which in the course of normal intended use would breach fundamental humanitarian principles.

## Management commentary (continued)

The Fund is not expected to have an adverse effect on human or labor rights, and follows local regulations and expects investment to comply with international commitments related to human rights (e.g. United Nations Guiding Principles on Business and Human Rights). In 2020 we believe that we have contributed to a safe and healthy work environment.

### Governance principles concerning

- No corruption and/or bribery shall take place or be carried out directly or indirectly by any of the parties involved in an Investment;
- Active ownership of an investment shall be exercised, including exercise of voting rights;
- Governmental and community relations shall be promoted to the extent relevant;
- Appropriate disclosure on environmental, social and governance issues shall be promoted;
- Effective risk management shall be promoted; and
- Laws and regulations regarding, e.g. environmental, human rights and labour rights set out by relevant authorities, shall be complied with by all parties, including by significant suppliers, involved in an Investment.

In 2020 we believe we have not contributed to any form of corruption or bribery and we are not aware of any breaches of human rights.

Results and performance of the Fund's work on corporate social responsibility are tracked through specific monitoring performed by CIP departments, and presented in annual 'ESG Reports' to investors and other stakeholders. Key indicators relate to carbon dioxide offset, job creation, local employment and community benefits, among others. As at the end of the financial year, projects in which the Fund has taken investment decision are set to have the following KPIs:

- Households powered, once fully operational – 2.2 million.
- Tonnes of CO2 saved annually, once fully operational – 3.8 million.
- Full-time employment years created during entire development and construction phase – 54,500
- Full-time employment years created during entire operational phase – 23,000

The above figures are selected estimated results and are not an exhaustive list of the specific results of the Fund's work on corporate social responsibility. CIP expects the work to come to focus on maintaining high health and safety, labour and ethical standards on projects. Additionally, the local community is a key stakeholder for CIP and the Funds, and regular stakeholder engagement occurs when the Fund makes an investment. In addition to supplying the community with the infrastructure needed to function and for economic growth, project companies and key contractors contribute to local communities through job creation and other activities aimed at having a positive social impact. In 2021 we will continue to focus on our efforts within human rights, environment and climate, staff-related matters, and anti-corruption.

## Management commentary (continued)

The main risks associated with the overall investment process of the Fund, through each stage of the Fund's life, are:

- Market risks
- Credit risks
- Liquidity risks
- Counterparty risks
- Operational risks
- Risk of non-compliance with the investment strategy
- Regulatory risks
- Construction risks
- Valuation risks

Construction risks and the risk of non-compliance with the investment strategy are typically discharged once final investment decision has been taken on, and the construction phase of projects has been completed for, all Fund investments.

To manage these risks, CIP – as the overall fund management company in the group – has established a risk management function composed of a Risk Manager. The Risk Manager is supervised by one member of the CIP Board of Directors in respect of risks management matters. The key responsibilities of the Risk Manager are to initiate, secure implementation, follow up and assess the procedures implemented regarding:

- Risk identification
- Risk measuring
- Risk monitoring
- Stress tests/Analysis

Individual departments within CIP have the overall responsibility to carry out the procedures implemented.

Regarding the gender target requirement at the level of the board of directors, the highest management body in the Fund is another company, and as such it is not possible to set target figures. Further, as there are no employees in the Fund, there is no policy covering gender targets at other management levels.

## Statement of comprehensive income

	<u>Notes</u>	<u>2020 DKK'000</u>	<u>2019 DKK'000</u>
Interest income		313,127	217,544
Realised gains/(losses)		433,673	1,847,651
Net increase/(decrease) in unrealised gains/(losses) from financial assets and liabilities at fair value		241,314	(833,316)
Net foreign exchange gains/(losses)		<u>(342,359)</u>	<u>207,314</u>
<b>Operating income</b>		<b><u>645,755</u></b>	<b><u>1,439,193</u></b>
Administrative expenses	3	<u>(60,007)</u>	<u>(114,213)</u>
<b>Operating expenses</b>		<b><u>(60,007)</u></b>	<b><u>(114,213)</u></b>
<b>Operating profit/(loss) (EBIT)</b>		<b><u>585,748</u></b>	<b><u>1,324,980</u></b>
Financial income	4	12,455	15,045
Financial expenses	5	<u>(15,220)</u>	<u>(16,238)</u>
<b>Profit/(loss) for the year</b>		<b><u>582,983</u></b>	<b><u>1,323,787</u></b>
<b>Other comprehensive income</b>		<b><u>0</u></b>	<b><u>0</u></b>
<b>Comprehensive income</b>		<b><u><u>582,983</u></u></b>	<b><u><u>1,323,787</u></u></b>

**Balance sheet at 31 December 2020**

	<u>Notes</u>	<u>2020 DKK'000</u>	<u>2019 DKK'000</u>
Equity investments	6	5,939,597	5,589,309
Receivables from investments	6	<u>1,349,419</u>	<u>1,428,808</u>
<b>Investments</b>		<b><u>7,289,016</u></b>	<b><u>7,018,117</u></b>
<b>Non-current assets</b>		<b><u>7,289,016</u></b>	<b><u>7,018,117</u></b>
Other short-term receivables		59,947	45,661
Prepayments		<u>898</u>	<u>0</u>
<b>Receivables</b>		<b><u>60,845</u></b>	<b><u>45,661</u></b>
<b>Cash</b>		<b><u>30,721</u></b>	<b><u>49,260</u></b>
<b>Current assets</b>		<b><u>91,566</u></b>	<b><u>94,921</u></b>
<b>Assets</b>		<b><u><u>7,380,582</u></u></b>	<b><u><u>7,113,038</u></u></b>

**Balance sheet at 31 December 2020**

	<u>Notes</u>	<u>2020 DKK'000</u>	<u>2019 DKK'000</u>
Limited partnership capital	7	9,841,567	9,344,344
Retained earnings		<u>(2,460,985)</u>	<u>(2,289,052)</u>
<b>Equity</b>		<b><u>7,380,582</u></b>	<b><u>7,055,292</u></b>
Other payables	8	<u>0</u>	<u>57,746</u>
<b>Current liabilities other than provisions</b>		<b><u>0</u></b>	<b><u>57,746</u></b>
<b>Liabilities other than provisions</b>		<b><u>0</u></b>	<b><u>57,746</u></b>
<b>Equity and liabilities</b>		<b><u><u>7,380,582</u></u></b>	<b><u><u>7,113,038</u></u></b>



## Statement of changes in equity

	<b>Limited partnership capital DKK'000</b>	<b>Retained earnings DKK'000</b>	<b>Total DKK'000</b>
Equity at 1 January 2020	9,344,344	(2,289,052)	7,055,292
Contribution from Limited Partners	497,223	0	497,223
Distribution to Limited Partners	0	(754,916)	(754,916)
Profit/(loss) for the year	0	582,983	582,983
<b>Equity at 31 December 2020</b>	<b>9,841,567</b>	<b>(2,460,985)</b>	<b>7,380,582</b>

	<b>Limited partnership capital DKK'000</b>	<b>Retained earnings DKK'000</b>	<b>Total DKK'000</b>
Equity at 1 January 2019	7,868,904	2,029,790	9,898,694
Contribution from Limited Partners	1,475,440	0	1,475,440
Distribution to Limited Partners	0	(5,642,629)	(5,642,629)
Profit/(loss) for the year	0	1,323,787	1,323,787
<b>Equity at 31 December 2019</b>	<b>9,344,344</b>	<b>(2,289,052)</b>	<b>7,055,292</b>

The investors have committed themselves to contributing up to DKK 11,522m to the Fund. At 31 December 2020, the investors have contributed a net amount of DKK 9,842m out of the combined contribution commitment, causing the balance commitment to stand at DKK 1,680m.

**Cash flow statement for 2020**

	<b>Notes</b>	<b>2020 DKK'000</b>	<b>2019 DKK'000</b>
Operating profit/(loss)		585,748	1,324,980
Income from investments		(645,755)	(1,439,193)
Working capital changes	9	<u>(73,394)</u>	<u>7,903</u>
<b>Cash flows from ordinary activities</b>		<b><u>(133,401)</u></b>	<b><u>(106,310)</u></b>
Financial income	4	12,455	15,045
Financial expenses	5	<u>(15,220)</u>	<u>(16,238)</u>
<b>Cash flows from operating activities</b>		<b><u>(2,765)</u></b>	<b><u>(1,193)</u></b>
Acquisition of equity investments	6	(306,755)	(1,087,103)
Increase of receivables from investments	6	(120,382)	(314,199)
Distributions from equity investments	6	431,529	3,338,170
Distributions from receivables from investments	6	<u>370,928</u>	<u>2,362,418</u>
<b>Cash flows from investing activities</b>		<b><u>375,320</u></b>	<b><u>4,299,286</u></b>
Contribution from Limited Partners		497,223	1,475,439
Distributions to Limited Partners		<u>(754,916)</u>	<u>(5,642,626)</u>
<b>Cash flows from financing activities</b>		<b><u>(247,693)</u></b>	<b><u>(4,167,187)</u></b>
<b>Increase/decrease in cash</b>		<b>(18,539)</b>	<b>24,596</b>
Cash beginning of year		<u>49,260</u>	<u>24,664</u>
<b>Cash end of year</b>		<b><u><u>30,721</u></u></b>	<b><u><u>49,260</u></u></b>

---

**Table of notes**

1.	Accounting policies	17
2.	Significant accounting estimates, assumptions and uncertainties	22
3.	Administrative expenses	23
4.	Financial income	24
5.	Financial expenses	24
6.	Investments	25
7.	Limited partnership capital	27
8.	Other payables	27
9.	Working capital changes	27
10.	Financial instruments	27
11.	Financial risk management	28
12.	Financial instruments measured at fair value	30
13.	Related parties	32
14.	Contingent liabilities	32
15.	Investors	33
16.	Events after the balance sheet date	33
17.	Authorisation of the annual report for issue	33

## Notes

### 1. Accounting policies

#### Reporting class

The financial statements are prepared in accordance with International Financial Reporting Standards (IFRS) as adopted by the EU and disclosure requirements of the Danish Financial Statements Act governing reporting class C enterprises (large).

Copenhagen Infrastructure II K/S is a Limited Partnership based in Denmark.

The accounting policies applied to these financial statements are consistent with those applied last year.

The financial statements are presented in Danish kroner (DKK), which is the functional currency of the Fund.

The financial statements are presented on the basis of historical cost, except for the equity investment and receivables from investment entity, which are measured at fair value. Historical cost is based on the fair value of the consideration given in exchange for assets.

All amounts in the financial statements are presented in whole DKK thousand. Every figure is rounded off separately and, for that reason, minor differences between the stated totals and the sum of underlying figures may occur.

Judgements made by the General Partner in the application of IFRSs that have had significant effects on the financial statements are disclosed, where applicable, in the relevant notes to the financial statements.

#### Change in accounting estimates

Performance share depends on the yield of the underlying investments throughout the lifecycle of the fund. For 2020 the method used to estimate the lifetime performance share has changed to the amount that would fall due as performance share, if all remaining investments in the fund are realized at the balance date at price corresponding to the estimated fair value of the assets. Previously the performance share was calculated based on the carry percentage earned as of the valuation date. Changing the estimate from the previous method to the new method have resulted in an increase in the provision for performance share of DKK 253m as of 31 December 2020. The accumulated performance share is allocated to equity in note 4 and is accounted for under income from investments in the profit and loss.

#### Defining materiality

If a line item is not individually material, it is aggregated with other items and notes of a similar nature in the financial statements or in the notes. There are substantial disclosure requirements throughout IFRS. The General Partner provides specific disclosures required by IFRS unless the information is considered immaterial to the economic decision-making of the users of these financial statements or not applicable.

The most significant accounting policies are set out overleaf.

## Notes

### 1. Accounting policies (continued)

#### Report on the omission of preparation of consolidated financial statements

CI II has omitted to prepare consolidated financial statements under the provisions of IFRS 10 and IAS 27 as the Limited Partnership qualifies as an investment entity. The definition is as follows:

”An investment entity is defined as an entity which commits to its investors that its business purpose is to invest funds solely for returns from capital appreciation, investment income, or both”.

In view of the circumstances described below, the General Partner believes that the Fund satisfies the definition of an investment entity:

- 1) The Fund has more than one investment.
- 2) The Fund has more than one investor, and its investors are not related parties. Please refer to the description in note 15 of the financial statements.
- 3) The Fund’s investments take the form of equity instruments or similar investments, and the Fund can also exit the investment, if relevant.

#### Standards and Interpretations not yet in force

All of the new and amended Standards and Interpretations which are relevant to the Fund and which came into force with effect for financial years beginning 1 January 2020 have been applied when preparing the financial statements.

The General Partner further believes that other amended Standards and Interpretations, which have not entered into force, will not have any significant impact on the financial statements, and they will not be adopted early.

#### Significant accounting policies and estimates

As part of the preparation of the financial statements, the Fund Manager and the General Partner makes a number of accounting judgements which form the basis of presentation, recognition and measurement of the Fund’s assets and liabilities. The most significant accounting judgements are evident from note 2 to the financial statements.

## Notes

### 1. Accounting policies (continued)

#### Recognition and measurement

Assets are recognised in the balance sheet when it is probable as a result of a prior event that future economic benefits will flow to the Fund, and the value of the asset can be measured reliably. Assets are derecognised in the balance sheet when it is no longer probable that future economic benefits will flow to the Fund.

Purchase and sale of financial assets and liabilities are recognised in the balance sheet at the commitment date.

Liabilities are recognised in the balance sheet when the Fund has a legal or constructive obligation as a result of an event before or on the balance sheet date, and it is probable that future economic benefits will flow out of the Fund, and the value of the liability can be measured reliably. Liabilities are derecognised in the balance sheet when it is no longer probable that economic benefits will have to be given up to settle the liability.

On initial recognition, assets and liabilities are measured at cost, however, investment assets are measured at fair value on initial recognition, typically equalling cost exclusive of directly incurred expenses (direct transaction costs). Measurement subsequent to initial recognition is effected as described below for each financial statement item. Allowance is made for events occurring from the balance sheet date to the date of presentation of the annual report, and which confirm or invalidate affairs and conditions existing at the balance sheet date.

Income is recognised in the statement of comprehensive income when earned, whereas costs are recognised by the amounts attributable to this financial year.

#### Foreign currency translation

Items included in the financial statements of the Fund are measured in the currency of the primary economic environment in which the Fund operates (the “functional currency”). The financial statements of the Fund are presented in the currency unit (DKK, Danish kroner), which is the Fund’s functional and presentation currency.

On initial recognition, foreign currency transactions are translated applying the exchange rate at the transaction date. Receivables, payables and other monetary items denominated in foreign currencies that have not been settled at the balance sheet date are translated using the exchange rate at the balance sheet date. Exchange differences that arise between the rate at the transaction date and the rate in effect at the payment date or the rate at the balance sheet date are recognised in the income statement as financial income or financial expenses.

## Notes

### 1. Accounting policies (continued)

#### Statement of comprehensive income

##### Revenue recognition

Dividend income is recognised when the Fund's rights to receive the payments have been established, normally being the ex-dividend date.

Interest on receivables from investments at fair value through profit or loss is accrued on a time-proportionate basis, by reference to the principal receivables from investments and at the effective interest rate applicable. The interest income is calculated by applying the effective interest rate to the gross carrying amount on initial recognition.

##### Income from receivables and investments

Income from receivables and investments consists of unrealised fair value adjustments, dividends, accrued interest, net foreign exchange gains or losses related to receivables and investments and profit or loss from the disposal of portfolio investments or receivables.

Income realised from the disposal of investments is calculated as the difference between net selling price and the fair value at the beginning of the financial year.

##### Administrative expenses

All expenses are recognised in the statement of comprehensive income on the accrual basis.

Administrative expenses comprise expenses incurred during the financial year not directly related to the Fund's investment activities.

General due diligence costs and general administration etc including management fees have been expensed by the amounts attributable to this financial year, whereas certain development costs have been capitalised in order to increase the value of the equity investments or receivables from investments.

##### Financial income and expenses

Financial income and expenses comprise interest income and various expenses, and net exchange rate adjustments on transactions in foreign currencies.

Interest income and interest expenses are stated on an accruals basis using the principal interest rate.

##### Income taxes

Under current Danish law governing the Fund, it is not independently taxable because the Fund's profit/loss for the year is included in the Limited Partners' taxable income.

## Notes

### 1. Accounting policies (continued)

#### Balance sheet

##### Investments and receivables from investments

Financial assets and liabilities are recognised at fair value through profit or loss when the Fund becomes party to the contractual provisions of the instrument. Recognition takes place on the trading day when the Fund purchases or sells an investment under a contract whose terms require delivery of the investment within the time frame established by the market.

On initial recognition, investments and receivables from investments are measured at fair value.

Financial assets and liabilities are derecognised when the contractual rights to the cash flows from the investments have expired or the Fund has transferred substantially all risks and rewards of ownership.

Investments consist of equity investments and receivables from investments consist of loans and shareholder loans. Furthermore, investments consist of capitalised development costs, which increase the fair value of the investments. On initial recognition, both types of investment are measured at fair value, and subsequently measured at fair value with recognition of fair value adjustments through profit or loss.

The fair value is calculated equivalent to an estimated fair value that is determined based on market information, IPEV Valuation Guidelines and generally accepted valuation techniques, including benchmarking, DCF or other relevant methods, which are considered to provide the best estimate of the fair value.

For further information about the measurement of fair values, please refer to note 12.

##### Other short-term receivables

Receivables relate to the Fund's ordinary business activities and are mainly from other companies in the Copenhagen Infrastructure Partners structure.

Receivables are measured at amortised cost, usually equalling nominal value. The value is reduced by write-downs for expected losses based on generally accepted models under IFRS 9, including the Fund's historical experience in credit losses etc.

##### Prepayments

Prepayments comprise incurred costs relating to subsequent financial years. Prepayments are measured at cost.

##### Cash

Cash comprises cash in bank deposits.

##### Other financial liabilities

Other financial liabilities are measured at amortised cost, which usually corresponds to nominal value.



## Notes

### 1. Accounting policies (continued)

#### Cash flow statement

The cash flow statement of the Fund is presented using the indirect method and shows cash flows from operating, investing and financing activities as well as the Fund's cash equivalents at the beginning and the end of the financial year.

Cash flows from operating activities are calculated as the operating profit/loss adjusted for non-cash operating items and working capital changes.

Cash flows from investing activities comprise payments in connection with acquisition and divestment of investments.

Cash flows from financing activities comprise changes in the size or composition of the contributed capital and payment of distributions to the Limited Partners.

Cash comprises cash and short-term securities with an insignificant price risk less short-term bank loans.

#### Financial highlights

Financial highlights are defined and calculated in accordance with "Recommendations & Ratios" issued by the Danish Society of Financial Analysts.

Ratios		Calculation formula	Ratios reflect
Liquidity ratio (%)	=	$\frac{\text{Current assets} \times 100}{\text{Current liabilities other than provisions}}$	The entity's financial strength.
Solvency ratio (%)	=	$\frac{\text{Equity} \times 100}{\text{Total assets}}$	The entity's financial strength.
Return on equity (%)	=	$\frac{\text{Profit for the year} \times 100}{\text{Average equity}}$	The entity's profitability.

### 2. Significant accounting estimates, assumptions and uncertainties

The Fund develops and invests in infrastructure assets (unlisted equity investments and receivables), the market price of which depends both on entity-specific affairs and market conditions, including power prices, commodity prices, exchange rates and construction risk within the different investments.

Furthermore, the valuation and hence fair value of the long-term receivables are affected by changes in the risk-free interest rate and the general cost of risk in the market. As a result, income from investments, including the unrealised value adjustments, accrued interest and the fair value of investments are subject to estimation and uncertainty. For further information about the financial risks related to the investments, please refer to note 11.

## Notes

### 2. Significant accounting estimates, assumptions and uncertainties (continued)

This uncertainty may be higher during periods of high volatility in the financial markets, and economic trends affect earnings of the underlying companies as well. Furthermore, the uncertainty is affected by the construction risk within the different investments, and also the uncertainty related to the construction of the projects taking place within relevant time frames or milestones.

The methods applied and the assumptions underlying the determination of the fair value in unlisted equity investments are described in note 12 to the financial statements.

### 3. Administrative expenses

The Fund has no employees.

Administrative expenses include management fee and investment advisory fee for the period to Copenhagen Infrastructure Partners II P/S, in accordance with the Limited Partnership Agreement and management agreement. For further information about management fee and investment advisory fee, please refer to note 13.

According to Article 107 of the AIFM Directive, alternative investment funds must disclose information about the total remuneration of the entire staff of the Fund Manager and the number of beneficiaries. Furthermore, remuneration to material risk-takers must be disclosed. For information about remuneration, please refer to the annual report of the Fund Manager.

The Fund Manager must also disclose the information necessary to provide an understanding of the risk profile of the Fund and the measures that the Fund Manager takes to avoid or manage conflicts of interest between the Fund Manager and the Limited Partners. The Board of Directors has adopted a remuneration policy in order to ensure that the employees and Management are remunerated according to the Danish Executive Order on remuneration policy and disclosure requirements on remuneration for managers of alternative investment funds, etc.

The remuneration policy ensures, among other matters, that the following is applied in relation to remuneration at the Fund Manager:

- Promoting of sound and effective risk management, which does not encourage excessive risk-taking.
- Consistency with the principles regarding the protection of the Limited Partners and measures in order to avoid conflicts of interest.

The Fund Manager (Copenhagen Infrastructure Partners II P/S) serves as fund manager for Copenhagen Infrastructure II K/S, CI II US AIV Non-QFPF K/S and CI II US AIV QFPF K/S.

## Notes

### 3. Administrative expenses (continued)

In accordance with section 61 (5 and 6) of the Alternative Investment Fund Managers etc. Act, information regarding salaries paid to employees of the investment manager is disclosed in the Annual Report for 2020 for Copenhagen Infrastructure Partners II P/S, Business Reg. No. 35 68 27 75.

DKK 26m of carried interest was paid out by the investments in the partnership as a whole during the financial period.

	<b>2020</b> <b>DKK'000</b>	<b>2019</b> <b>DKK'000</b>
<b>Fee to auditors appointed by the Company in general meeting</b>		
Statutory audit services	409	334
Other assurance engagements	112	113
Tax services	191	273
Other services	<u>3,100</u>	<u>2,912</u>
	<b><u>3,813</u></b>	<b><u>3,632</u></b>
<b>4. Financial income</b>		
Foreign exchange gains	12,414	14,806
Interest income from assets not measured at fair value through profit or loss	<u>41</u>	<u>239</u>
<b>Financial income</b>	<b><u>12,455</u></b>	<b><u>15,045</u></b>
<b>5. Financial expenses</b>		
Other interest, foreign exchange loss etc	(15,210)	(16,230)
General Partner fee	<u>(10)</u>	<u>(8)</u>
<b>Interest expenses for financial liabilities</b>	<b><u>(15,220)</u></b>	<b><u>(16,238)</u></b>

## Notes

### 6. Investments

<b>Investments</b>	<b>Capitalised development projects before FID* DKK'000</b>	<b>Investments DKK'000</b>	<b>Receivables from investments DKK'000</b>
Fair value at 31 December 2019	577,410	5,011,899	1,428,808
Acquisitions and development costs (net)	311	306,445	120,382
Distributions	0	(431,529)	(370,928)
Value adjustment	(1)	475,062	171,157
Transfer	(577,214)	577,214	0
<b>Fair value at 31 December 2020</b>	<b>506</b>	<b>5,939,091</b>	<b>1,349,419</b>

<b>Investments</b>	<b>Capitalised development projects before FID* DKK'000</b>	<b>Investments DKK'000</b>	<b>Receivables from investments DKK'000</b>
Fair value at 31 December 2018	116,917	6,483,383	3,280,569
Acquisitions and development costs (net)	345,699	741,404	314,199
Distributions	(2,164)	(3,336,006)	(2,362,418)
Value adjustment	116,958	1,123,118	196,458
<b>Fair value at 31 December 2019</b>	<b>577,410</b>	<b>5,011,899</b>	<b>1,428,808</b>

\*Development projects before FID comprise capitalised costs related to the design and development of the infrastructure investments, increasing project value, and/or where equity and loan commitment has not been fully settled, but where the investment committee has initiated and approved the development of project based on a detailed business case. It is considered that it gives the most true and fair picture to capitalise these costs, so that the accounting treatment does not depend on the order in which the projects are capitalised.

## Notes

### 6. Investments (continued)

<u>Investment</u>	<u>Corporate form</u>	<u>Registered in</u>	<u>Equity interest %</u>	<u>Profit/(loss)* DKK'000</u>	<u>Equity* DKK'000</u>
CI Brite (UK) Holdings	Ltd.	United Kingdom	99.80	701,955	269,255
CI-II VM HoldCo	K/S	Copenhagen	99.80	1,041,676	1,541,836
CI-II Holdings GP	ApS	Copenhagen	100.00	25	91
CI II Fluvanna B	K/S	Copenhagen	99.80	81,831	1,355,228
CI Beatrice II Facility - (CI II)	Ltd.	United Kingdom	99.80	58,493	26,291
CI Beatrice II	Ltd.	United Kingdom	99.80	250,314	515,203
CI II Changfang	K/S	Copenhagen	99.80	(138)	399,397
CI II Fufang	K/S	Copenhagen	99.80	(872)	45
CI II Xidao	K/S	Copenhagen	99.80	(40)	49,030
Copenhagen Infrastructure – Taiwan GP	ApS	Copenhagen	100.00	18	85
CI II Canada Holding	K/S	Copenhagen	99.80	(6,091)	53
CI Biomass Management	Ltd.	United Kingdom	33.33	582	572
CI Biomass DK	ApS	Copenhagen	33.33	266	306

\* Based on the latest annual report adopted by the AGM (2019).

Consistently with the accounting policies, the Fund regularly adjusts the value of the investments to the best estimate of fair value. This means that the proportionate share of operating profit or loss for the Companies is not recognised in profit or loss of the Fund, but rather a fair value adjustment of the investment.

The methods applied by the Fund to measure investments are evident from note 12 to the financial statements.

In accordance with the requirements of IFRS 12, certain disclosures must be provided for an investment company's non-consolidated subsidiaries, and the following information is deemed relevant in this respect:

The Fund's investments are not classified as investment entities under IFRS 10 because they are all engaged in developing or owning infrastructure projects. There are no restrictions on the Fund's right to receive dividend from or have loans etc repaid by the investments, except that distributions from current operating activities of the equity investments must be made allowing for debt servicing by such companies. The Fund has not provided its investments with financial support during the financial year outside the contractual basis.

## Notes

### 7. Limited partnership capital

The limited partnership capital has not been divided into classes.

	<b>2020</b>	<b>2019</b>
	<b>DKK'000</b>	<b>DKK'000</b>

### 8. Other payables

Other payables	<u>0</u>	<u>57,746</u>
----------------	----------	---------------

The carrying amount of payables relates to investments, legal fees, auditor's fees, travel costs etc. The amount recognised is equal to the fair value of the liabilities.

Other payables fall due for payment within 12 months.

### 9. Working capital changes

Change in receivables	(15,649)	(22,235)
Change in payables	<u>(57,745)</u>	<u>30,138</u>
	<b><u>(73,394)</u></b>	<b><u>7,903</u></b>

### 10. Financial instruments

Categories of financial instruments:

Investments	5,939,597	5,589,309
Receivables from investments	<u>1,349,419</u>	<u>1,428,808</u>
<b>Financial assets measured at fair value through profit or loss</b>	<b><u>7,289,016</u></b>	<b><u>7,018,117</u></b>
Other short-term receivables	59,947	45,661
Prepayments	<u>898</u>	<u>0</u>
<b>Receivables</b>	<b><u>60,845</u></b>	<b><u>45,661</u></b>
Other payables	<u>0</u>	<u>57,746</u>
<b>Financial liabilities measured at amortised cost</b>	<b><u>0</u></b>	<b><u>57,746</u></b>

All financial liabilities are due for payment within 12 months.

Historically, no losses on receivables have been realised, hence no provisions for expected credit loss (ECL) have been recognised in the statement of comprehensive income. The risks of the Fund are considered limited.

## Notes

### 11. Financial risk management

The General Partner is ultimately responsible for the overall risk management within the Fund, but has delegated the responsibility to the Fund Manager.

The Fund pursues an investment strategy approved by the Limited Partners and invests in both greenfield and operating infrastructure assets.

The Fund's risk management processes include identification, measurement, monitoring, reporting and mitigation of the identified risks to minimise the potential negative effects at fund level.

Key financial risk factors and exposure regarding the financial statements for 2019 can be categorised as follows:

#### Financial risk factors

##### *Liquidity risks*

	<b>Less than 1 year DKK'000</b>	<b>Between 1 and 5 years DKK'000</b>	<b>After 5 years DKK'000</b>	<b>Total DKK'000</b>
Other payables	0	0	0	0
<b>31 December 2020</b>	<b>0</b>	<b>0</b>	<b>0</b>	<b>0</b>

	<b>Less than 1 year DKK'000</b>	<b>Between 1 and 5 years DKK'000</b>	<b>After 5 years DKK'000</b>	<b>Total DKK'000</b>
Other payables	57,746	0	0	57,746
<b>31 December 2019</b>	<b>57,746</b>	<b>0</b>	<b>0</b>	<b>57,746</b>

The Fund manages liquidity risk by maintaining adequate reserves, banking facilities and reserve borrowing facilities, by continuously monitoring forecast and actual cash flows, and by matching the maturity profiles of financial assets and liabilities. The Funds liquidity risk is considered insignificant as liabilities are payable within one year. In addition, no indication of the Limited Partners' inability to contribute the remaining fund commitment exists as well as future income from investments is expected to settle the outstanding amount.

##### *Credit risks*

Credit risk relates to the risk of non-performing receivables and impairment of the Fund's receivables from investments provided to the infrastructure projects.

## Notes

### **11. Financial risk management (continued)**

The maximum credit risk related to other receivables equals the carrying amount. There is no indication of non-performing other receivables at the balance sheet date.

Likewise, there is no impairment of other receivables e.g. at the balance sheet date as it is assessed that the debtors will fulfil the individual facility agreements.

The Fund recognises a loss allowance and provisions for expected credit losses when there has been a significant increase in credit risk since initial recognition. In assessing whether the credit risk on receivables has increased significantly since initial recognition, the Fund compares the risk of a default occurring on the financial instrument at the reporting date with the risk of a default occurring on the financial instrument at the date of initial recognition. As of 31 December 2020, no loss allowance for expected credit losses have been made.

Credit risk related to cash and cash equivalent is considered immaterial. Furthermore, all applied bank connections have a high and sound credit rating.

The Fund is not exposed to any significant credit risk from a single counterparty at 31 December 2020.

#### ***Interest rate risk***

The Fund has no external debt at the balance sheet date, and therefore no interest rate risk is related to the liabilities.

A sensitivity analysis of the Fund's investments including applied discount rates for both equity investments and shareholder loans are detailed in note 12.

#### ***Currency risk***

The Fund is denominated in DKK. A majority of cash flows take place in DKK, however the fund has investment and outstanding loans in other currencies. Consequently, the Limited Partners are somewhat exposed to currency risk through the Fund. No hedging is made at fund level.

#### ***Commodity and power prices***

The Fund's indirect power price exposure is mitigated via power price agreements and/or instruments in the project's capital structure. The Fund's indirect outright power price exposure are considered as low.

When the Fund has an indirect outright power price and commodity price exposure, changes in such risk factors impact the fair value of the individual investment.



## Notes

### 12. Financial instruments measured at fair value

The fair value of the investments are measured on a quarterly basis, or more frequently if significant changes occur.

The Fund Manager has implemented procedures and methodology to ensure that the valuation is carried out consistently over time and across investments.

#### Methods applied in and assumptions underlying the determination of fair values of investments

The fair value of each equity investment and receivables from investments has been estimated by applying methods that best reflect the risks and the stage of each investment, e.g. assumptions related to power prices, inflation rates, technical availability and discount rate.

In general, the fair value is determined in accordance with IPEV Valuation Guidelines and generally accepted valuation techniques, including DCF models, benchmarking or other relevant methods. However, for projects which are before financial close, cost, including capitalised development costs, is considered the best estimate for fair value.

The valuation approach incorporates all of the factors that market participants would take into account in pricing a transaction, such as cash flows, discount rates and yield curves assumptions.

The valuation of equity investments and receivables from investments are based on the same methods, as equity investments and receivables from investments are exposed to the same risks.

#### Fair value hierarchy for financial instruments measured at fair value in the balance sheet

Below, financial instruments measured at fair value are classified using the fair value hierarchy:

- Quoted prices in active markets for identical instruments (Level 1)
- Quoted prices in active markets for similar assets or liabilities or other valuation methods under which all material inputs are based on observable market data (Level 2)
- Valuation techniques under which any material inputs are not based on observable market data (Level 3)

It is the Fund's policy to incorporate the classification of financial assets (changes/transfers between levels 1 and 3) in the financial statements if their classification changes during the financial year. There have not been any transfers between the levels during the financial year and all investments are classified as Level 3 investments.

## Notes

### 12. Financial instruments measured at fair value (continued)

#### Material unobservable inputs for Level 3

Financial instruments measured at fair value in the balance sheet are based on valuation techniques that include material unobservable input. Material unobservable inputs mean in this context that the valuation is dependent on a return requirement that contains a number of components that cannot be observed on trading markets, for example project-specific risks and illiquidity prices.

<b>2020</b>	<b>Level 1 DKK'000</b>	<b>Level 2 DKK'000</b>	<b>Level 3 DKK'000</b>	<b>Total DKK'000</b>
Unlisted shares, equity investments	0	0	5,939,597	5,939,597
Receivables from investments	0	0	1,349,419	1,349,419
<b>Financial assets measured at fair value through profit or loss</b>	<b>0</b>	<b>0</b>	<b>7,289,016</b>	<b>7,289,016</b>

<b>2019</b>	<b>Level 1 DKK'000</b>	<b>Level 2 DKK'000</b>	<b>Level 3 DKK'000</b>	<b>Total DKK'000</b>
Unlisted shares, equity investments	0	0	5,589,309	5,589,309
Receivables from investments	0	0	1,428,808	1,428,808
<b>Financial assets measured at fair value through profit or loss</b>	<b>0</b>	<b>0</b>	<b>7,018,117</b>	<b>7,018,117</b>

The discount rate used to value investments and receivables from investments after COD is considered the most material unobservable input, and the applied range for the discount rate is between 6-11% (2019: 7-9%).

#### Sensitivity analysis

The fair value of the Fund's investments is affected by developments in the applied discount rate and future earnings expectations for these investments. A decline or increase in the material unobservable inputs stated above and changes in macroeconomic conditions might have a direct effect on the valuation of the investments.

If the discount rates for investments are increased by 1 percentage point, the fair value of the investments will be reduced by approximately DKK 440-590m, which will reduce the NAV of the Fund with the same amount.

A reduction by 1 percentage point will increase the fair value of the investments by approximately DKK 500-680m, and also have the same effect on the NAV of the Fund. Due to the nature of the investments the effects are subject to some uncertainty, as other factors can in some scenarios have a reverse effect. No sensitivity analyses have been made for investments and receivables from investments under construction.

The applied discount rate is considered the most material unobservable input due to the nature of the investments.

Please refer to note 6 for a specification of fair value investments.

## Notes

### 13. Related parties

#### Related parties with a controlling interest

The Limited Partnership has no investors or related parties with a controlling interest.

	<b>2020</b> <b>DKK'000</b>	<b>2019</b> <b>DKK'000</b>
<b>Related party transactions</b>		
The General Partner receives a fee for its liability towards CI II as per the Articles of Association		
<b>Payment to the General Partner</b>	<u>10</u>	<u>8</u>
Copenhagen Infrastructure Partners II P/S (the Fund Manager) is considered a related party of the Fund due to direct or indirect control and transactions		
<b>Management fee</b>	<u>37,823</u>	<u>35,014</u>

#### Receivables from investments

Loans have been granted on market terms, which are expected to be settled by future cash payments. The Fund has no guarantees or similar collateral in connection with loans. As shown in note 6, loans are only provided to entities in which the Fund holds the majority of shares.

	<b>2020</b> <b>DKK'000</b>	<b>2019</b> <b>DKK'000</b>
Committed loan capital	2,033,930	3,162,595
Contributions	<u>980,650</u>	<u>2,061,219</u>
<b>Outstanding commitment</b>	<u>1,053,280</u>	<u>1,101,376</u>

There are no other key relationships, which are considered material to the financial statements.

### 14. Contingent liabilities

The Fund has no contingent liabilities, but the Fund has provided guarantees of USD 117m.

The Fund has no outstanding investment commitment.

Please refer to the description in note 11 regarding risk on provisions on the outstanding commitment.

## Notes

### 15. Investors

The Limited Partnership has registered the following Limited Partners as holding more than 5% of the voting rights or nominal value of the contributed capital:

Lærernes Pension, Forsikringsaktieselskab, Tuborg Boulevard 3, 2900 Hellerup

Kommunal Landspensjonskasse Gjensidig Forsikringsselskap, Dronning Eufemias Gate 10, 0191 Oslo

Pædagogernes Pension - pensionskassen for pædagoger, Sundkrogsgade 13, 2100 Copenhagen

Lægernes Pensionskasse, Dirch Passers Allé 76, 2000 Frederiksberg

PensionDanmark Pensionsforsikringsaktieselskab, Langelinie Allé 43, 2100 Copenhagen

P+, Pensionskassen for Akademikere, Dirch Passers Allé 76, 2000 Frederiksberg

### 16. Events after the balance sheet date

On February 11, 2021, the state of Texas declared a system wide energy emergency as extreme weather conditions descended upon the state from the Arctic resulting in shortage of power supply and prices of up to 9.000 USD/MWh. From February 19, 2021, temperatures increased and power prices are back to normal levels since then. This event might lead to losses in the range USD 15-45m in the first half of 2021 when the impacts are agreed with the project counterparts for the projects in Terna Den. The losses are still uncertain and is subject to negotiations.

No other events have occurred after the balance sheet date to this date which would influence the evaluation of this annual report.

### 17. Authorisation of the annual report for issue

At the meeting held on 25.06.2021 the General Partner authorised this annual report for issue on 25.06.2021.

The annual report will be submitted to the Limited Partnership's Limited Partners for adoption at the Annual General Meeting on 25.06.2021.