

## Nærenergi Danmark A/S


Homeaddress; Knud Bro Allé 4B, DK3660 Stenløse

**CVR-number 35 80 64 58**

### **Annual Report 2019**

Financial year: 01.01.2019 – 31.12.2019

Approved at the annual general meeting of shareholders on 14. February 2020



---

Jacob Himmelstrup

## Contents

Company Information	1
Management's Review	2
Managements' Statement on the Annual Report	3
Independent Auditors' Report	4
Accounting Policies	6
Income Statement	10
Balance Sheet	11
Notes to the annual report	13

## Company Information

The Company	Nærenergi Danmark A/S Knud Bro Allé 4B 3660 Stenløse  Home borough: Egedal
Board of directors	Jacob Himmelstrup Bjørn Mathias Apeland Jostein Kaada
Executive Board	Jacob Himmelstrup
Auditors	Aaen & Co. statsautoriserede revisorer p/s Kongevejen 3 3000 Elsinore
Date of foundation	10 March 2004
Financial year	1 January - 31 December

## Management's Review

### The Company's business review

The Company's objective is to contribute to local environmentally sustainable energy solutions both as a consultant and as a contributor of plant and equipment. Sale and consulting on the main areas addresses public as well as private enterprises as well as the end consumer.

### Significant changes in the company's activities and financial affairs

A number of orders have been signed in 2019, ensuring the positive result in 2019 and expected future positive growth. The shareholders have completed a capital increase of net. 1,5 mio DKK in order to strengthen the financial position of the company for future growth and development on the green energy market.

## Management's Statement on the Annual Report

The management has today approved the Annual Report 2019 of Nærenergi Danmark A/S.

The Annual Report was prepared in accordance with the Danish Financial Statements Act.


In our opinion, the Annual Report gives a true and fair view of the Company's financial position at 31 December 2019 and the results of operations for the financial year 1 January - 31 December 2019 of the Company.

In our opinion, the Management's review includes a fair review of the matters discussed in the Management review.


We recommend that the Annual Report be approved at the annual general meeting.


Stenløse, 14. February 2020.

### Executive Board

  
Jacob Himmelstrup

### Board of directors

  
Jacob Himmelstrup

  
Bjørn Mathias Apeland

  
Jostein Kaada

## Independent auditor's report

To the shareholders of Nærenergi Danmark A/S:

### Opinion

We have audited the Financial Statements of Nærenergi Danmark A/S for the financial year 1 January - 31 December 2019, which comprise income statement, balance sheet and notes, including a summary of significant accounting policies, for the Company. The Financial Statements are prepared in accordance with the Danish Financial Statements Act.

In our opinion, the Financial Statements give a true and fair view of the Company's financial position at 31 December 2019 and of the results of the Company's operations for the financial year 1 January – 31 December 2019 in accordance with the Danish Financial Statements Act.

### Basis for Opinion

We conducted our audit in accordance with International Standards on Auditing (ISAs) and the additional requirements applicable in Denmark. Our responsibilities under those standards and requirements are further described in the "Auditor's Responsibilities for the Audit of the Financial Statements" section of our report. We are independent of the Company in accordance with the International Ethics Standards Board for Accountants' Code of Ethics for Professional Accountants (IESBA Code) and the additional requirements applicable in Denmark, and we have fulfilled our other ethical responsibilities in accordance with these rules and requirements. We believe that the audit evidence we have obtained is sufficient and appropriate to provide a basis for our opinion.

### Management's Responsibilities for the Financial Statements

Management is responsible for the preparation of Financial Statements that give a true and fair view in accordance with the Danish Financial Statements Act, and for such internal control as Management determines is necessary to enable the preparation of Financial Statements that are free from material misstatement, whether due to fraud or error.

In preparing the Financial Statements, Management is responsible for assessing the Company's ability to continue as a going concern, disclosing, as applicable, matters related to going concern and using the going concern basis of accounting in preparing the Financial Statements unless Management either intends to liquidate the Company or to cease operations, or has no realistic alternative but to do so.

### Auditor's Responsibilities for the Audit of the Financial Statements

Our objectives are to obtain reasonable assurance about whether the Financial Statements as a whole are free from material misstatement, whether due to fraud or error, and to issue an auditor's report that includes our opinion. Reasonable assurance is a high level of assurance, but is not a guarantee that an audit conducted in accordance with ISAs and the additional requirements applicable in Denmark will always detect a material misstatement when it exists. Misstatements can arise from fraud or error and are considered material if, individually or in the aggregate, they could reasonably be expected to influence the economic decisions of users of accounting information taken on the basis of these Financial Statements.

As part of an audit conducted in accordance with ISAs and the additional requirements applicable in Denmark, we exercise professional judgment and maintain professional skepticism throughout the audit. We also:

- Identify and assess the risks of material misstatement of the Financial Statements, whether due to fraud or error, design and perform audit procedures responsive to those risks, and obtain audit evidence that is sufficient and appropriate to provide a basis for our opinion. The risk of not detecting a material misstatement resulting from fraud is higher than for one resulting from error as fraud may involve collusion, forgery, intentional omissions, misrepresentations, or the override of internal control.
- Obtain an understanding of internal control relevant to the audit in order to design audit procedures that are appropriate in the circumstances, but not for the purpose of expressing an opinion on the effectiveness of the Company's internal control.
- Evaluate the appropriateness of accounting policies used and the reasonableness of accounting estimates and related disclosures made by Management.

## Independent auditor's report

### Auditor's Responsibilities for the Audit of the Financial Statements, continued

- Conclude on the appropriateness of Management's use of the going concern basis of accounting in preparing the Financial Statements and, based on the audit evidence obtained, whether a material uncertainty exists related to events or conditions that may cast significant doubt on the Company's ability to continue as a going concern. If we conclude that a material uncertainty exists, we are required to draw attention in our auditor's report to the related disclosures in the Financial Statements or, if such disclosures are inadequate, to modify our opinion. Our conclusions are based on the audit evidence obtained up to the date of our auditor's report. However, future events or conditions may cause the Company to cease to continue as a going concern.
- Evaluate the overall presentation, structure and contents of the Financial Statements, including the disclosures, and whether the Financial Statements represent the underlying transactions and events in a manner that gives a true and fair view.

We communicate with those charged with governance regarding, among other matters, the planned scope and timing of the audit and significant audit findings, including any significant deficiencies in internal control that we identify during our audit.

### Statement on Management's Review

Management is responsible for Management's Review.

Our opinion on the Financial Statements does not cover Management's Review, and we do not express any form of assurance conclusion thereon.

In connection with our audit of the Financial Statements, our responsibility is to read Management's Review and, in doing so, consider whether Management's Review is materially inconsistent with the Financial Statements or our knowledge obtained during the audit, or otherwise appears to be materially misstated.

Moreover, it is our responsibility to consider whether Management's Review provides the information required under the Danish Financial Statements Act.


Based on the work we have performed, we conclude that Management's Review is in accordance with the Financial Statements and has been prepared in accordance with the requirements of the Danish Financial Statement Act. We did not identify any material misstatement of Management's Review.

Elsinore, 14. February 2020

**Aaen & Co. statsautoriserede revisorer p/s**

Kongevejen 3, 3000 Helsingør - CVR nummer 33 24 17 63

Jesper Fenger Smidt  
State Authorised Public Accountant  
mne31476

  
Søren Mark Thorbjørnsen  
State Authorised Public Accountant  
mne19687

## Accounting Policies

### Basis of accounting

The Annual Report of Nærenergi Danmark A/S for 2019 has been prepared in accordance with the provisions of the Danish Financial Statements Act applying to enterprises of reporting class B with addition of optional elements from reporting class C.

The accounting policies applied by the company are consistent with those of last year.

### Reporting currency

The financial statements are presented in Danish kroner.

### Recognition and measurement

Revenues are recognised in the income statement as earned, which includes recognition of value adjustments of financial assets and liabilities. Furthermore, all expenses incurred, including depreciation, amortisation and impairment losses, are recognised in the income statement.

Assets are recognised in the balance sheet when it is probable that future economic benefits attributable to the asset will flow to the Company, and the value of the asset can be measured reliably.

Liabilities are recognised in the balance sheet when it is probable that future economic benefits will flow out of the Company, and the value of the liability can be measured reliably.

Assets and liabilities are initially measured at cost. Subsequently, assets and liabilities are measured as described for each item below.

Certain financial assets and liabilities are measured at amortised cost, which involves the recognition of a constant effective interest rate over the maturity period. Amortised cost is calculated as original cost less any deductions and with addition/deduction of the cumulative amortisation of any difference between cost and the nominal amount. In this way, capital losses and gains are allocated over the maturity period.

Recognition and measurement take into account predictable losses and risks occurring before the presentation of the Annual Report, which confirm or invalidate affairs and conditions existing at the balance sheet date.

### Translation policies

Transactions in foreign currencies are translated at the exchange rates at the dates of transaction. Exchange differences arising due to differences between the transaction date rates and the rates at the dates of payment, are recognised in financial income and expenses in the income statement. If foreign exchange positions are considered hedging of future cash flows, the value adjustments are recognised directly in equity.

Receivables, payables and other monetary items in foreign currencies that have not been settled at the balance sheet date are translated at the exchange rates at the balance sheet date. The difference between the exchange rate at the balance sheet date and the rate at the time of origin of the receivable or debt is recognised in financial income and expenses in the income statement.

Fixed assets purchased in foreign currencies are measured at the rate of exchange at the date of transaction.



## Accounting Policies

### Income Statement

#### Gross profit

With reference to section 32 of the Danish financial statements act, the items "Revenue", "Other external expenses" and "Other operating income" are consolidated into one item designated "Gross profit".

#### Revenue

Income from goods sold is recognised as revenue when delivery has been executed. Revenue is measured at fair value of the agreed consideration exclusive of VAT and taxes charged on behalf of third parties. All discounts and rebates granted are recognised in revenue.

#### Other external expenses

Other external expenses include the year's expenses relating to the entity's core activities, including expenses relating to distribution, sale, advertising, administration, premises, bad debts, payments under operating leases, etc.

#### Employee expenses

Staff costs include wages and salaries, including compensated absence and pensions, as well as other social security contributions, etc. made to the entity's employees. The items is net of refunds made by public authorities.

#### Financial income and expenses

Financial income and expenses are recognised in the income statement with the amounts relating to the financial year. Financial income and expenses comprise interest income and expenses, realised and unrealised exchange gains and losses concerning debt and transactions in foreign currencies as well as extra payments and repayment under the on-account taxation scheme.

#### Corporation tax

Tax for the year includes current tax on the year's expected taxable income and the year's deferred tax adjustments. The portion of the tax for the year that relates to the profit/loss for the year is recognised in the income statement, whereas the portion that relates to transactions taken to equity is recognised in equity.

The entity and its Danish group entities are taxed on a joint basis. The Danish income tax charge is allocated between profit-making and loss-making Danish entities in proportion to their taxable income (full allocation method).

## Accounting Policies

### Balance Sheet

#### Investments

In the income statement, the proportionate share of the profit of the year of the individual subsidiary is recognised after tax and full elimination of internal profit/loss and amortization of goodwill. Acquired goodwill is measured at cost less accumulated depreciation. Goodwill is amortised on a straight-line basis over the expected useful life maximized to 10 years.

Investments in subsidiaries are recognized in the balance to the proportionate share of the net asset value according to the parent company's accounting practices minus or plus unrealized intercompany profits and loss plus or minus the residual value of positive or negative goodwill calculating using the purchase method.

Subsidiaries and associates with negative equity are recognized at DKK 0, and any receivables from these companies are written down by the parent company but only to the extent that the receivable is deemed uncollectible. Should the negative net asset value exceed the receivable of the individual subsidiary, the remaining amount is then recognised under provisions to the extent that the parent company has a legal or constructive commitment to cover the subsidiary's balance.

Net revaluation of investment in subsidiaries and associates are transferred to the reserve for net revaluation using the equity method to the extent that the carrying amount exceeds the acquisition value with deduction of depreciation of goodwill.

Other securities and equity securities included in fixed assets are measured at fair value (quoted price) at the balance sheet date.

#### Manufactured goods and goods for resale

Inventories of manufactured goods and goods for resale are measured at cost according to the FIFO-method. Reservation is made where net realisable value of goods and commodities is lower than cost.

Cost comprises cost of goods including freight.

Net realisable value comprises sales price excluding cost of the actual sales transaction.

#### Receivables

Receivables are measured at amortised cost, which usually corresponds to the nominal value. Provisions are made for bad debts because of objective evidence that a receivable or a group of receivables are impaired. Write-downs are made to the lower of the net realisable value and the carrying amount. Investments comprise rent deposits, which is measured at cost.

#### Deferred income assets

Deferred income recognised under "Assets" comprise prepaid expenses regarding subsequent financial reporting years.

## Accounting Policies

### Cash and cash equivalents

Cash and cash equivalents comprise cash and short-term marketable securities, which are subject to an insignificant risk of changes in value.

### Dividend

Dividend which is expected paid for the year is shown as a separate item under equity. Proposed dividend is recognised as a liability at the time of adoption at the Annual General Meeting.

### Corporation tax and deferred tax

Current tax liabilities and current tax receivable are recognised in the balance sheet as calculated tax on the taxable income for the year adjusted for tax on previous years' taxable income as well as for taxes paid on account.

Deferred tax is measured under the balance sheet liability method in respect of all temporary differences between the carrying amount and the tax base of assets and liabilities. In cases, of concerning shares, where the computation of the tax base may be made according to alternative tax rules, deferred tax is measured based on the intended use of the asset or settlement of the liability, respectively.

Deferred tax assets, including the tax base of tax loss carry-forwards, are measured at the value at which the asset is expected to be either realised, by elimination in tax on future earnings or by set-off against deferred tax liabilities within the same legal tax entity and jurisdiction. Any deferred net tax assets are measured at net realisable value.

Deferred tax is measured based on the tax rules and tax rates that will be effective under the legislation at the balance sheet date when the deferred tax is expected to crystallised as current tax.

### Debt

Other liabilities are measured at net realisable value.

## Income statement 1 January - 31 December

Note	2019	2018
Gross profit	2.689.478	433.204
1 Employee expense	1.432.820	1.502.739
Profit (loss) from ordinary operating activities	1.256.658	-1.069.535
Result from investments in group companies	0	-100.259
Financial income	898	978.376
Financial expenses	10.537	17.485
Profit (loss) from ordinary activities before tax	1.247.019	-208.903
2 Tax expense on ordinary activities	-150.914	2.653
Profit (loss)	1.397.933	-211.556
Proposed distribution of results:		
Proposed dividend recognised in equity	0	0
Reserve for net revaluation according to equity method	0	0
Retained earnings	1.397.933	-211.556
Profit for the year distributed	1.397.933	-211.556

## Balance sheet 31 December

## Assets

Note	2019	2018
3		
Investments in group entities	0	0
Deposits, investments	104.125	104.125
Investments	104.125	104.125
Non-current assets	104.125	104.125
Trade receivables	2.839.310	874.073
Receivables from group enterprises	21.804	48.896
Other receivables	55.303	0
Short-term tax receivables	114.160	68.542
Deferred income assets	74.281	0
Receivables	3.104.858	991.511
Cash and cash equivalents	221.881	48.726
Current assets	3.326.739	1.040.237
Total assets	3.430.864	1.144.362

## Balance sheet 31 December

## Liabilities

Note	2019	2018
Share capital	2.079.000	500.000
Reserve for net revaluation according to equity method	0	0
Retained earnings	-319.895	-2.217.828
Proposed dividend	0	0
4 Equity	1.759.105	-1.717.828
Trade payables	884.779	922.483
Payables to group enterprises	384.047	1.370.127
Other payables	402.933	562.482
Short-term deferred income	0	7.098
Short-term debt	1.671.759	2.862.190
Total debt	1.671.759	2.862.190
Total liabilities and equity	3.430.864	1.144.362
5 Contractual obligation		
6 Contingent liabilities		

## Notes to the annual accounts

	<u>2019</u>	<u>2018</u>
1 Employee expenses		
Wages/salaries	1.190.267	1.239.835
Pensions	225.324	233.852
Other social security costs	17.229	29.052
Total	<u>1.432.820</u>	<u>1.502.739</u>
Average number of employees	<u>4</u>	<u>5</u>
2 Tax expense on ordinary activities		
Tax on the taxable income of the year	-92.160	0
Prior years tax	-58.754	2.653
	<u>-150.914</u>	<u>2.653</u>
3 Investments		<u>Investments in group entities</u>
Cost at 1 January		50.000
Additions in the year		0
Disposals in the year		0
Cost at 31 December		<u>50.000</u>
Value adjustments at 1 January		-50.000
Profit / loss		0
Dividend		0
Reversal of amortisation/depreciation and impairment of disposals		0
Value adjustment at 31 December		<u>-50.000</u>
Carrying amount at 31 December		<u>0</u>

## Notes to the annual accounts

## 4 Equity

	Share capital	Reserve for net revaluation according to equity method
	<u>                    </u>	<u>                    </u>
Equity capital 1 January	500.000	0
Capital increase	2.079.000	0
Capital decrease to cover negative equity reserve	-500.000	0
Equity capital 31 December	<u>2.079.000</u>	<u>0</u>
	<u>                    </u>	<u>                    </u>
	Retained earnings	Proposed dividend
	<u>                    </u>	<u>                    </u>
Equity capital 1 January	-2.217.828	0
Capital decrease to cover negative equity reserve	500.000	0
Profit of the year	1.397.933	0
Equity capital 31 December	<u>-319.895</u>	<u>0</u>
	<u>                    </u>	<u>                    </u>

## 5 Contractual obligation

Rent and lease liabilities include a rent obligation totalling t.DKK 88 until 30 April 2020.

## 6 Contingent liabilities

The company is jointly taxed with its subsidiary Biometanservice ApS and with Sherex Europe ApS. This company acts as management company. The company is jointly and severally liable with the other jointly taxed Group companies for payment of withholding taxes payable and for corporate taxes.