

cVation A/S

Lastrupsgade 7, 3., 2100 København Ø

CVR no. 35 63 31 62

Annual report 2021

Approved at the Company's annual general meeting on 31 March 2022

Chair of the meeting:



[Christian Møller \(Apr 1, 2022 10:17 GMT+2\)](#)

Christian Peter Jean Møller

Contents

Statement by the Board of Directors and the Executive Board	2
Independent auditor's report	3
Management's review	5
Financial statements 1 January - 31 December	7
Income statement	7
Balance sheet	8
Statement of changes in equity	10
Notes to the financial statements	11

Statement by the Board of Directors and the Executive Board

Today, the Board of Directors and the Executive Board have discussed and approved the annual report of cVation A/S for the financial year 1 January - 31 December 2021.


The annual report is prepared in accordance with the Danish Financial Statements Act.

In our opinion, the financial statements give a true and fair view of the financial position of the Company at 31 December 2021 and of the results of the Company's operations for the financial year 1 January - 31 December 2021.

Further, in our opinion, the Management's review gives a fair review of the matters discussed in the Management's review.


We recommend that the annual report be approved at the annual general meeting.


Copenhagen, 31 March 2022
Executive Board:



Christian Møller (Apr 1, 2022 10:17 GMT+2)
Christian Peter Jean Møller


Nicolai Graff Andersen

Board of Directors:


Ulrich Bannmüller (Apr 4, 2022 08:51 GMT+2)
Ulrich Peter Bannmüller
Chair


Gerald Jenner


Christian Møller (Apr 1, 2022 10:17 GMT+2)
Christian Peter Jean Møller

Independent auditor's report

To the shareholders of cVation A/S

Opinion

We have audited the financial statements of cVation A/S for the financial year 1 January - 31 December 2021, which comprise income statement, balance sheet, statement of changes in equity and notes, including accounting policies. The financial statements are prepared in accordance with the Danish Financial Statements Act.

In our opinion, the financial statements give a true and fair view of the financial position of the Company at 31 December 2021 and of the results of the Company's operations for the financial year 1 January - 31 December 2021 in accordance with the Danish Financial Statements Act.

Basis for opinion

We conducted our audit in accordance with International Standards on Auditing (ISAs) and the additional requirements applicable in Denmark. Our responsibilities under those standards and requirements are further described in the "Auditor's responsibilities for the audit of the financial statements" section of our report. We believe that the audit evidence we have obtained is sufficient and appropriate to provide a basis for our opinion.

Independence

We are independent of the Company in accordance with the International Ethics Standards Board for Accountants' Code of Ethics for Professional Accountants (IESBA Code) and the additional ethical requirements applicable in Denmark, and we have fulfilled our other ethical responsibilities in accordance with these requirements and the IESBA Code.

Management's responsibilities for the financial statements

Management is responsible for the preparation of financial statements that give a true and fair view in accordance with the Danish Financial Statements Act and for such internal control as Management determines is necessary to enable the preparation of financial statements that are free from material misstatement, whether due to fraud or error.

In preparing the financial statements, Management is responsible for assessing the Company's ability to continue as a going concern, disclosing, as applicable, matters related to going concern and using the going concern basis of accounting in preparing the financial statements unless Management either intends to liquidate the Company or to cease operations, or has no realistic alternative but to do so.

Auditor's responsibilities for the audit of the financial statements

Our objectives are to obtain reasonable assurance as to whether the financial statements as a whole are free from material misstatement, whether due to fraud or error and to issue an auditor's report that includes our opinion. Reasonable assurance is a high level of assurance, but is not a guarantee that an audit conducted in accordance with ISAs and the additional requirements applicable in Denmark will always detect a material misstatement when it exists. Misstatements can arise from fraud or error and are considered material if, individually or in the aggregate, they could reasonably be expected to influence the economic decisions of users taken on the basis of the financial statements.

As part of an audit conducted in accordance with ISAs and the additional requirements applicable in Denmark, we exercise professional judgement and maintain professional scepticism throughout the audit. We also:

- ▶ Identify and assess the risks of material misstatement of the financial statements, whether due to fraud or error, design and perform audit procedures responsive to those risks and obtain audit evidence that is sufficient and appropriate to provide a basis for our opinion. The risk of not detecting a material misstatement resulting from fraud is higher than for one resulting from error as fraud may involve collusion, forgery, intentional omissions, misrepresentations or the override of internal control.
- ▶ Obtain an understanding of internal control relevant to the audit in order to design audit procedures that are appropriate in the circumstances, but not for the purpose of expressing an opinion on the effectiveness of the Company's internal control.

Independent auditor's report

- ▶ Evaluate the appropriateness of accounting policies used and the reasonableness of accounting estimates and related disclosures made by Management.
- ▶ Conclude on the appropriateness of Management's use of the going concern basis of accounting in preparing the financial statements and, based on the audit evidence obtained, whether a material uncertainty exists related to events or conditions that may cast significant doubt on the Company's ability to continue as a going concern. If we conclude that a material uncertainty exists, we are required to draw attention in our auditor's report to the related disclosures in the financial statements or, if such disclosures are inadequate, to modify our opinion. Our conclusions are based on the audit evidence obtained up to the date of our auditor's report. However, future events or conditions may cause the Company to cease to continue as a going concern.
- ▶ Evaluate the overall presentation, structure and contents of the financial statements, including the note disclosures, and whether the financial statements represent the underlying transactions and events in a manner that gives a true and fair view.

We communicate with those charged with governance regarding, among other matters, the planned scope and timing of the audit and significant audit findings, including any significant deficiencies in internal control that we identify during our audit.

Statement on the Management's review

Management is responsible for the Management's review.

Our opinion on the financial statements does not cover the Management's review, and we do not express any form of assurance conclusion thereon.

In connection with our audit of the financial statements, our responsibility is to read the Management's review and, in doing so, consider whether the Management's review is materially inconsistent with the financial statements or our knowledge obtained during the audit, or otherwise appears to be materially misstated.

Moreover, it is our responsibility to consider whether the Management's review provides the information required under the Danish Financial Statements Act.

Based on the work we have performed, we conclude that the Management's review is in accordance with the financial statements and has been prepared in accordance with the requirements of the Danish Financial Statement Act. We did not identify any material misstatement of the Management's review.

Odense, 31 March 2022
EY Godkendt Revisionspartnerselskab
CVR no. 30 70 02 28

Søren Smedegaard Hvid
State Authorised Public Accountant
mne31450

Management's review

Company details

Name	cVation A/S
Address, Postal code, City	Lastrupsgade 7, 3., 2100 København Ø
CVR no.	35 63 31 62
Established	6 January 2014
Registered office	Copenhagen
Financial year	1 January - 31 December
Board of Directors	Ulrich Peter Bannmüller, Chair Gerald Jenner Christian Peter Jean Møller
Executive Board	Christian Peter Jean Møller Nicolai Graff Andersen
Auditors	EY Godkendt Revisionspartnerselskab Cortex Park Vest 3, 5230 Odense M, Denmark

Management's review

Business review

The objective of the Company is development, operation and sales of IT based services and related business.

Financial review

The income statement for 2021 shows a profit of DKK 5,472 thousand against a loss of DKK 13,422 thousand last year, and the balance sheet at 31 December 2021 shows equity of DKK 9,453 thousand.

Events after the balance sheet date

No events materially affecting the Company's financial position have occurred subsequent to the financial year-end.

Financial statements 1 January - 31 December

Income statement

Note	DKK	2021	2020
	Gross profit	65,863,920	51,138,535
2	Staff costs	-58,536,852	-40,640,366
	Amortisation/ depreciation and impairment of intangible assets and property, plant and equipment	-2,875,654	-2,854,233
	Profit before net financials	4,451,414	7,643,936
	Income from investments in group entities	6,190,777	-5,744,534
3	Financial income	14,569	332,824
4	Financial expenses	-2,090,781	-15,022,741
	Profit/ loss before tax	8,565,979	-12,790,515
5	Tax for the year	-3,093,871	-631,248
	Profit/ loss for the year	5,472,108	-13,421,763
	Recommended appropriation of profit/ loss		
	Other reserves	143,908	1,161,110
	Retained earnings/ accumulated loss	5,328,200	-14,582,873
		5,472,108	-13,421,763

Financial statements 1 January - 31 December

Balance sheet

Note	DKK	2021	2020
	ASSETS		
	Fixed assets		
6	Intangible assets		
	Development projects	1,723,109	4,397,753
		<u>1,723,109</u>	<u>4,397,753</u>
7	Property, plant and equipment		
	Other fixtures and fittings, tools and equipment	298,529	371,075
	Leasehold improvements	210,218	178,166
		<u>508,747</u>	<u>549,241</u>
8	Investments		
	Investments in group enterprises	0	0
	Deposits	1,168,718	1,122,290
		<u>1,168,718</u>	<u>1,122,290</u>
	Total fixed assets	<u>3,400,574</u>	<u>6,069,284</u>
	Non-fixed assets		
	Receivables		
	Trade receivables	16,361,490	1,317,396
	Work in progress	805,162	902,544
	Receivables from associates	0	25,023,169
	Other receivables	73,400	0
	Prepayments	435,513	231,711
		<u>17,675,565</u>	<u>27,474,820</u>
	Cash	<u>7,294,361</u>	<u>800,000</u>
	Total non-fixed assets	<u>24,969,926</u>	<u>28,274,820</u>
	TOTAL ASSETS	<u><u>28,370,500</u></u>	<u><u>34,344,104</u></u>

Financial statements 1 January - 31 December

Balance sheet

Note	DKK	2021	2020
	EQUITY AND LIABILITIES		
	Equity		
	Share capital	500,000	500,000
	Reserve for development costs	1,631,841	1,487,933
	Reserve for exchange rate adjustments	2,659,190	2,659,190
	Retained earnings	4,662,306	-665,894
	Total equity	9,453,337	3,981,229
	Provisions		
	Deferred tax	365,393	968,206
	Total provisions	365,393	968,206
	Liabilities other than provisions		
	Current liabilities other than provisions		
	Bank debt	54,273	3,503,641
	Trade payables	689,363	373,515
	Payables to associates	0	10,298,754
	Income taxes payable	3,552,461	1,137,307
	Other payables	9,906,842	8,828,158
	Deferred income	4,348,831	5,253,294
		18,551,770	29,394,669
	Total liabilities other than provisions	18,551,770	29,394,669
	TOTAL EQUITY AND LIABILITIES	28,370,500	34,344,104

- 1 Accounting policies
- 9 Contractual obligations and contingencies, etc.
- 10 Collateral
- 11 Related parties

Financial statements 1 January - 31 December

Statement of changes in equity

DKK	Share capital	Reserve for development costs	Reserve for exchange rate adjustments	Retained earnings	Total
Equity at 1 January 2020	500,000	2,986,013	0	13,916,979	17,402,992
Transfer through appropriation of loss	0	-1,498,080	2,659,190	-14,582,873	-13,421,763
Equity at 1 January 2021	500,000	1,487,933	2,659,190	-665,894	3,981,229
Transfer through appropriation of profit	0	143,908	0	5,328,200	5,472,108
Equity at 31 December 2021	500,000	1,631,841	2,659,190	4,662,306	9,453,337

Financial statements 1 January - 31 December

Notes to the financial statements

1 Accounting policies

The annual report of cVation A/S for 2021 has been prepared in accordance with the provisions in the Danish Financial Statements Act applying to reporting class B entities and elective choice of certain provisions applying to reporting class C entities.

The accounting policies used in the preparation of the financial statements are consistent with those of last year.

Reporting currency

The financial statements are presented in Danish kroner (DKK).

Foreign currency translation

On initial recognition, transactions denominated in foreign currencies are translated at the exchange rate at the transaction date. Foreign exchange differences arising between the exchange rates at the transaction date and the date of payment are recognised in the income statement as financial income or financial expenses.

Receivables and payables and other monetary items denominated in foreign currencies are translated at the exchange rate at the balance sheet date. The difference between the exchange rates at the balance sheet date and the date at which the receivable or payable arose or was recognised in the most recent financial statements is recognised in the income statement as financial income or financial expenses.

Income statement

Revenue

Income from the rendering of services is recognised as revenue as the services are rendered. Accordingly, revenue corresponds to the market value of the services rendered during the year (percentage-of-completion method).

Revenue is measured at the fair value of the agreed consideration excluding VAT and taxes charged on behalf of third parties. All discounts and rebates granted are recognised in revenue.

Gross profit

The items revenue, cost of sales and external expenses have been aggregated into one item in the income statement called gross profit in accordance with section 32 of the Danish Financial Statements Act.

Cost of sales

Cost of sales includes the cost of goods used in generating the year's revenue.

External expenses

Other external expenses include the year's expenses relating to the Company's core activities, including expenses relating to distribution, sale, advertising, administration, premises, bad debts, payments under operating leases, etc.

Staff costs

Staff costs include wages and salaries, including compensated absence and pension to the Company's employees, as well as other social security contributions, etc. The item is net of refunds from public authorities.

Financial statements 1 January - 31 December

Notes to the financial statements

1 Accounting policies (continued)

Amortisation/ depreciation

The item comprises amortisation/depreciation of intangible assets and property, plant and equipment.

The basis of amortisation/depreciation, which is calculated as cost less any residual value, is amortised/depreciated on a straight line basis over the expected useful life. The expected useful lives of the assets are as follows:

Development projects	5 years
Other fixtures and fittings, tools and equipment	3-5 years
Leasehold improvements	10 years

Profit/ loss from investments in subsidiaries

A proportionate share of the underlying entities' profit/loss after tax is recognised in the income statement according to the equity method. Shares of profit/loss after tax in subsidiaries are presented as separate line items in the income statement. Full elimination of intra-group gains/losses is made for equity investments in subsidiaries.

Financial income and expenses

Financial income and expenses are recognised in the income statements at the amounts that concern the financial year. Net financials include interest income and expenses as well as allowances and surcharges under the advance-payment-of-tax scheme, etc.

Tax

Tax for the year includes current tax on the year's expected taxable income and the year's deferred tax adjustments. The portion of the tax for the year that relates to the profit/loss for the year is recognised in the income statement, whereas the portion that relates to transactions taken to equity is recognised in equity.

Balance sheet

Intangible assets

Development costs comprise expenses, salaries and amortisation directly or indirectly attributable to development activities.

Development projects that are clearly defined and identifiable, where the technical feasibility, sufficient resources and a potential future market or development opportunities are identifiable and where the Company intends to produce, market or use the project, are recognised as intangible assets provided that the cost can be measured reliably and that there is sufficient assurance that future earnings can cover production costs, selling costs and administrative expenses and development costs. Other development costs are recognised in the income statement as incurred.

Development costs that are recognised in the balance sheet are measured at cost less accumulated amortisation and impairment losses.

On completion of a development project, development costs are amortised on a straight-line basis over the estimated useful life.

Financial statements 1 January - 31 December

Notes to the financial statements

1 Accounting policies (continued)

Property, plant and equipment

Items of property, plant and equipment are measured at cost less accumulated depreciation and impairment losses. Cost includes the acquisition price and costs directly related to the acquisition until the time at which the asset is ready for use.

Leases

The Company has chosen IAS 17 as interpretation for classification and recognition of leases.

Leases that do not transfer substantially all the risks and rewards incident to the ownership to the Company are classified as operating leases. Payments relating to operating leases and any other rent agreements are recognised in the income statement over the term of the lease. The Company's aggregate liabilities relating to operating leases and other rent agreements are disclosed under "Contingent liabilities".

Investments in subsidiaries

Equity investments in subsidiaries and associates are measured according to the equity method.

On initial recognition, equity investments in subsidiaries are measured at cost, i.e. plus transaction costs. The cost is allocated in accordance with the acquisition method; see the accounting policies regarding business combinations.

The cost is adjusted by shares of profit/loss after tax calculated in accordance with the Group's accounting policies less or plus unrealised intra-group gains/losses.

The cost is adjusted by shares of profit/loss after tax calculated in accordance with the Group's accounting policies less or plus unrealised intra-group gains/losses.

Dividend received is deducted from the carrying amount.

Equity investments in subsidiaries measured at net asset value are subject to impairment test requirements if there is any indication of impairment.

Receivables

Receivables are measured at amortised cost.

An impairment loss is recognised if there is objective evidence that a receivable or a group of receivables is impaired. If there is objective evidence that an individual receivable has been impaired, an impairment loss is recognised on an individual basis.

Receivables in respect of which there is no objective evidence of individual impairment are tested for objective evidence of impairment.

Impairment losses are calculated as the difference between the carrying amount of the receivables and the present value of the expected cash flows, including the realisable value of any collateral received. The effective interest rate for the individual receivable or portfolio is used as discount rate.

Financial statements 1 January - 31 December

Notes to the financial statements

1 Accounting policies (continued)

Work in progress

Where the outcome of contract work in progress cannot be estimated reliably, the market value is measured at the expenses incurred in so far as they are expected to be paid by the purchaser.

Where the total expenses relating to the work in progress are expected to exceed the total market value, the expected loss is recognised as a loss-making agreement under "Provisions" and is expensed in the income statement.

The value of work in progress less progress billings is classified as assets when the selling price exceeds progress billings and as liabilities when progress billings exceed the market value.

Prepayments

Prepayments recognised under "Assets" comprise prepaid expenses regarding subsequent financial reporting years.

Cash

Cash comprise cash.

Income taxes

Current tax payables and receivables are recognised in the balance sheet as the estimated income tax charge for the year, adjusted for prior-year taxes and tax paid on account.

Deferred tax is measured according to the liability method on all temporary differences between the carrying amount and the tax base of assets and liabilities. However, deferred tax is not recognised on temporary differences relating to goodwill which is not deductible for tax purposes and on office premises and other items where temporary differences, apart from business combinations, arise at the date of acquisition without affecting either profit/loss for the year or taxable income. Where alternative tax rules can be applied to determine the tax base, deferred tax is measured based on Management's intended use of the asset or settlement of the liability, respectively.

Deferred tax is measured according to the tax rules and at the tax rates applicable at the balance sheet date when the deferred tax is expected to crystallise as current tax. Deferred tax assets are recognised at the expected value of their utilisation; either as a set-off against tax on future income or as a set-off against deferred tax liabilities in the same legal tax entity. Changes in deferred tax due to changes in the tax rate are recognised in the income statement.

Other payables

Other payables are measured at net realisable value.

Deferred income

Deferred income recognised as a liability comprises payments received concerning income in subsequent financial reporting years.

Financial statements 1 January - 31 December

Notes to the financial statements

DKK	2021	2020
2 Staff costs		
Wages/ salaries	56,485,365	38,782,629
Pensions	1,606,243	1,513,918
Other social security costs	445,244	343,819
	<u>58,536,852</u>	<u>40,640,366</u>
 Average number of full-time employees	 <u>62</u>	 <u>57</u>
 3 Financial income		
Exchange gain	14,569	332,823
Other financial income	0	1
	<u>14,569</u>	<u>332,824</u>
 4 Financial expenses		
Interest expenses, associates	1,622,820	1,504,785
Other interest expenses	301,928	202,081
Exchange losses	37,948	3,324,928
Interest surcharges and tax recognised under net financials	50,040	159,440
Fair value adjustments of financial instruments	0	9,498,682
Other financial expenses	78,045	332,825
	<u>2,090,781</u>	<u>15,022,741</u>
 5 Tax for the year		
Estimated tax charge for the year	3,552,461	1,229,307
Deferred tax adjustments in the year	-602,813	-598,059
Tax adjustments, prior years	144,223	0
	<u>3,093,871</u>	<u>631,248</u>

Financial statements 1 January - 31 December

Notes to the financial statements

6 Intangible assets

DKK	<u>Development projects</u>
Cost at 1 January 2021	13,373,243
Cost at 31 December 2021	<u>13,373,243</u>
Impairment losses and amortisation at 1 January 2021	8,975,490
Amortisation/depreciation in the year	<u>2,674,644</u>
Impairment losses and amortisation at 31 December 2021	11,650,134
Carrying amount at 31 December 2021	<u><u>1,723,109</u></u>
Amortised over	<u>5 years</u>

Development projects

Development projects comprise of development cost for new technology and products. The recognition of the development projects has been made on the basis of the sales forecast which are to realised. Management expects significant growth and sales within few years.

Management has not indicated further need for impairment.

7 Property, plant and equipment

DKK	<u>Other fixtures and fittings, tools and equipment</u>	<u>Leasehold improvements</u>	<u>Total</u>
Cost at 1 January 2021	812,607	244,278	1,056,885
Additions in the year	<u>77,343</u>	<u>83,173</u>	<u>160,516</u>
Cost at 31 December 2021	889,950	327,451	1,217,401
Impairment losses and depreciation at 1 January 2021	441,532	66,112	507,644
Amortisation/depreciation in the year	<u>149,889</u>	<u>51,121</u>	<u>201,010</u>
Impairment losses and depreciation at 31 December 2021	591,421	117,233	708,654
Carrying amount at 31 December 2021	<u><u>298,529</u></u>	<u><u>210,218</u></u>	<u><u>508,747</u></u>
Depreciated over	<u>3-5 years</u>	<u>10 years</u>	

Financial statements 1 January - 31 December

Notes to the financial statements

8 Investments

DKK	Investments in group enterprises	Deposits	Total
Cost at 1 January 2021	6,521	1,122,290	1,128,811
Additions in the year	0	46,428	46,428
Disposals in the year	-6,521	0	-6,521
Cost at 31 December 2021	0	1,168,718	1,168,718
Value adjustments at 1 January 2021	-6,521	0	-6,521
Reversal of revaluation of sold investments	6,521	0	6,521
Carrying amount at 31 December 2021	0	1,168,718	1,168,718

9 Contractual obligations and contingencies, etc.

Other financial obligations

Rent and lease liabilities include a rent and lease obligation totalling t.DKK 5,900 with remaining contract terms of 1-34 month.

10 Collateral

As security for the Company's debt to banks, the Company has provided security for a total amount of t.DKK 3,000.

11 Related parties

Related party transactions

The Company solely discloses related party transactions that have not been carried out on an arm's length basis, cf. section 98c(7) of the Danish Financial Statements Act.

All transactions have been carried out on an arm's length basis.












2021 Annual report - cVation A_S

Final Audit Report

2022-04-04


Created:	2022-04-01
By:	Michaela Thom (michaela.thom@skaylink.com)
Status:	Signed
Transaction ID:	CBJCHBCAABAA4iITvpD2y-dFo5MYN4KuIXe1I0037fcm

"2021 Annual report - cVation A_S" History

-  Document created by Michaela Thom (michaela.thom@skaylink.com)
2022-04-01 - 7:42:23 AM GMT- IP address: 95.91.218.18
-  Document emailed to Christian Møller (cmo@cvation.com) for signature
2022-04-01 - 7:45:31 AM GMT
-  Email viewed by Christian Møller (cmo@cvation.com)
2022-04-01 - 8:13:22 AM GMT- IP address: 195.249.117.122
-  Christian Møller (cmo@cvation.com) has explicitly agreed to the terms of use and to do business electronically with Skaylink GmbH
2022-04-01 - 8:17:00 AM GMT- IP address: 195.249.117.122
-  Document e-signed by Christian Møller (cmo@cvation.com)
Signature Date: 2022-04-01 - 8:17:00 AM GMT - Time Source: server- IP address: 195.249.117.122
-  Document emailed to Nicolai Graff Andersen (nga@cvation.com) for signature
2022-04-01 - 8:17:02 AM GMT
-  Email viewed by Nicolai Graff Andersen (nga@cvation.com)
2022-04-01 - 8:34:52 AM GMT- IP address: 104.28.85.108
-  Email viewed by Nicolai Graff Andersen (nga@cvation.com)
2022-04-02 - 8:22:34 AM GMT- IP address: 104.28.85.168
-  Email viewed by Nicolai Graff Andersen (nga@cvation.com)
2022-04-03 - 11:53:39 AM GMT- IP address: 188.177.33.225
-  Nicolai Graff Andersen (nga@cvation.com) has explicitly agreed to the terms of use and to do business electronically with Skaylink GmbH
2022-04-03 - 11:55:38 AM GMT- IP address: 188.177.33.225
-  Document e-signed by Nicolai Graff Andersen (nga@cvation.com)
Signature Date: 2022-04-03 - 11:55:38 AM GMT - Time Source: server- IP address: 188.177.33.225

skaylink

POWERED BY
Adobe Sign

 Document emailed to Ulrich Bannmüller (ulrich.bannmueller@skaylink.com) for signature


2022-04-03 - 11:55:39 AM GMT

 Email viewed by Ulrich Bannmüller (ulrich.bannmueller@skaylink.com)


2022-04-04 - 6:51:22 AM GMT- IP address: 104.47.11.190

 Ulrich Bannmüller (ulrich.bannmueller@skaylink.com) has explicitly agreed to the terms of use and to do business electronically with Skaylink GmbH


2022-04-04 - 6:51:46 AM GMT- IP address: 37.5.248.248

 Document e-signed by Ulrich Bannmüller (ulrich.bannmueller@skaylink.com)


Signature Date: 2022-04-04 - 6:51:46 AM GMT - Time Source: server- IP address: 37.5.248.248

 Document emailed to Gerald Jenner (gerald.jenner@skaylink.com) for signature

2022-04-04 - 6:51:48 AM GMT

 Email viewed by Gerald Jenner (gerald.jenner@skaylink.com)

2022-04-04 - 8:55:37 AM GMT- IP address: 104.47.11.190

 Gerald Jenner (gerald.jenner@skaylink.com) has explicitly agreed to the terms of use and to do business electronically with Skaylink GmbH

2022-04-04 - 8:56:01 AM GMT- IP address: 31.16.100.20

 Document e-signed by Gerald Jenner (gerald.jenner@skaylink.com)

Signature Date: 2022-04-04 - 8:56:01 AM GMT - Time Source: server- IP address: 31.16.100.20

 Agreement completed.

2022-04-04 - 8:56:01 AM GMT

PENNEO

Underskrifterne i dette dokument er juridisk bindende. Dokumentet er underskrevet via Penneo™ sikker digital underskrift. Underskrivernes identiteter er blevet registereret, og informationerne er listet herunder.

"Med min underskrift bekræfter jeg indholdet og alle datoer i dette dokument."

Søren Smedegaard Hvid

EY Signer

På vegne af: EY Godkendt Revisionspartnerselskab

Serienummer: CVR:30700228-RID:1256831000710

IP: 145.62.xxx.xxx

2022-04-11 11:03:50 UTC

NEM ID 

Dette dokument er underskrevet digitalt via **Penneo.com**. Signeringsbeviserne i dokumentet er sikret og valideret ved anvendelse af den matematiske hashværdi af det originale dokument. Dokumentet er låst for ændringer og tidsstemplet med et certifikat fra en betroet tredjepart. Alle kryptografiske signeringsbeviser er indlejret i denne PDF, i tilfælde af de skal anvendes til validering i fremtiden.

Sådan kan du sikre, at dokumentet er originalt

Dette dokument er beskyttet med et Adobe CDS certifikat. Når du åbner dokumentet

i Adobe Reader, kan du se, at dokumentet er certificeret af **Penneo e-signature service** <penneo@penneo.com>. Dette er din garanti for, at indholdet af dokumentet er uændret.

Du har mulighed for at efterprøve de kryptografiske signeringsbeviser indlejret i dokumentet ved at anvende Penneos validator på følgende websted: <https://penneo.com/validate>