

Saga V New EUR-A K/S

c/o Accura Advokatpartnerselskab

Tuborg Boulevard 1

2900 Hellerup

Registration no. 35 40 36 12

AIF-no. 24069

Annual Report

1 October 2019 – 30 September 2020

Approved at the partnership's annual general meeting on

Chairman

Contents

Fund summary	2
Management's statement on the annual report	3
Independent auditor's report	4
Management's review	6
Financial statement for the period 1 October – 30 September	8
Accounting policies	8
Income statement.....	10
Balance sheet	11
Statement of changes in limited partners' capital	12
Cash flow statement.....	13
Notes	14

Fund summary

Name	Saga V New EUR-A K/S
Adress, Zip code, city	c/o Accura Advokatpartnerselskab Tuborg Boulevard 1 2900 Hellerup
Registration no.	35 40 36 12
AIF-no.	24069
Established	15 July 2013
Registered office	Gentofte
Financial year	1 October - 30 September
Management	General Partner: Saga V GP ApS with Karsten Sivebæk Knudsen
Auditors	EY Godkendt Revisionspartnerselskab Dirch Passers Allé 36 2000 Frederiksberg Denmark
Depositary	PEA Depositary Services ApS (FT-no. 25701)
Manager	Saga Private Equity ApS (FT-no. 23133) Website: www.saga-pe.com

Main and key figures

EUR 1,000	2019/20	2018/19	2017/18	2016/17	2015/16
Gains/losses on portfolio funds' investments	7,369	30,865	22,111	12,976	10,981
Operating profit/losses	6,588	27,404	19,699	10,762	10,678
Net financial income and expenses	-15	-20	-30	-17	-13
Profit/loss	6,573	27,384	19,669	10,745	10,665
Total assets	68,794	74,825	95,865	84,220	56,902
Total limited partners' capital	60,913	67,554	91,744	82,075	56,887
Investments in portfolio funds	67,064	74,760	91,301	84,220	55,897
Performance ratio*	1.81	1.74	1.43	1.20	1.11

* Accumulated distributions and capital account end period/accumulated paid-in capital

Management's statement on the annual report

The Management have today discussed and approved the annual report of Saga V New EUR-A K/S for the financial year 1 October 2019 - 30 September 2020.

The annual report has been prepared in accordance with the Danish Financial Statements Act.

In our opinion, the financial statements give a true and fair view of the partnership's financial position at 30 September 2020 and of the results of its operations for the financial year 1 October 2019 - 30 September 2020.

Furthermore, in our opinion, the Management's review includes a fair review of the developments in the partnership's activities and financial matters.

We recommend that the annual report be approved at the annual general meeting.

Copenhagen, 18 December 2020

Management:

General Partner, Saga V GP ApS

Karsten Sivebæk Knudsen

Independent auditor's report

To the limited partners of Saga V New EUR-A K/S

Opinion

We have audited the financial statements of Saga V New EUR-A K/S for the financial year 1 October 2019 - 30 September 2020, which comprise accounting policies, income statement, balance sheet, statement of changes in limited partners' capital, cash flow statement and notes. The financial statements are prepared in accordance with the Danish Financial Statements Act.

In our opinion, the financial statements give a true and fair view of the financial position of the partnership at 30 September 2020, and of the results of the partnership's operations for the financial year 1 October 2019 – 30 September 2020, in accordance with the Danish Financial Statements Act.

Basis for opinion

We conducted our audit in accordance with International Standards on Auditing (ISAs) and additional requirements applicable in Denmark. Our responsibilities under those standards and requirements are further described in the "Auditor's responsibilities for the audit of the financial statements" section of our report. We believe that the audit evidence we have obtained is sufficient and appropriate to provide a basis for our opinion.

Independence

We are independent of the partnership in accordance with the International Ethics Standards Board for Accountants' Code of Ethics for Professional Accountants (IESBA Code) and additional requirements applicable in Denmark, and we have fulfilled our other ethical responsibilities in accordance with these rules and requirements.

Management's responsibilities for the financial statements

Management is responsible for the preparation of financial statements that give a true and fair view in accordance with the Danish Financial Statements Act and for such internal control as Management determines is necessary to enable the preparation of financial statements that are free from material misstatement, whether due to fraud or error.

In preparing the financial statements, Management is responsible for assessing the partnership's ability to continue as a going concern, disclosing, as applicable, matters related to going concern and using the going concern basis of accounting in preparing the financial statements unless Management either intends to liquidate the partnership or to cease operations, or has no realistic alternative but to do so.

Auditor's responsibilities for the audit of the financial statements

Our objectives are to obtain reasonable assurance as to whether the financial statements as a whole are free from material misstatement, whether due to fraud or error, and to issue an auditor's report that includes our opinion. Reasonable assurance is a high level of assurance, but is not a guarantee that an audit conducted in accordance with ISAs and additional requirements applicable in Denmark will always detect a material misstatement when it exists. Misstatements can arise from fraud or error and are considered material if, individually or in the aggregate, they could reasonably be expected to influence the economic decisions of users taken on the basis of the financial statements.

As part of an audit conducted in accordance with ISAs and additional requirements applicable in Denmark, we exercise professional judgement and maintain professional scepticism throughout the audit.

We also:

- Identify and assess the risks of material misstatement of the financial statements, whether due to fraud or error, design and perform audit procedures responsive to those risks and obtain audit evidence that is sufficient and appropriate to provide a basis for our opinion. The risk of not detecting a material misstatement resulting from fraud is higher than for one resulting from error, as fraud may involve collusion, forgery, intentional omissions, misrepresentations or the override of internal control.

Independent auditor's report

- Obtain an understanding of internal control relevant to the audit in order to design audit procedures that are appropriate in the circumstances, but not for the purpose of expressing an opinion on the effectiveness of the partnership's internal control.
- Evaluate the appropriateness of accounting policies used and the reasonableness of accounting estimates and related disclosures made by Management.
- Conclude on the appropriateness of Management's use of the going concern basis of accounting in preparing the financial statements and, based on the audit evidence obtained, whether a material uncertainty exists related to events or conditions that may cast significant doubt on the partnership's ability to continue as a going concern. If we conclude that a material uncertainty exists, we are required to draw attention in our auditor's report to the related disclosures in the financial statements or, if such disclosures are inadequate, to modify our opinion. Our conclusions are based on the audit evidence obtained up to the date of our auditor's report. However, future events or conditions may cause the partnership to cease to continue as a going concern.
- Evaluate the overall presentation, structure and contents of the financial statements, including the note disclosures, and whether the financial statements represent the underlying transactions and events in a manner that gives a true and fair view.

We communicate with those charged with governance regarding, among other matters, the planned scope and timing of the audit and significant audit findings, including any significant deficiencies in internal control that we identify during our audit.

Statement on the Management's review

Management is responsible for the Management's review.

Our opinion on the financial statements does not cover the Management's review, and we do not express any form of assurance conclusion thereon.

In connection with our audit of the financial statements, our responsibility is to read the Management's review and, in doing so, consider whether the Management's review is materially inconsistent with the financial statements or our knowledge obtained during the audit, or otherwise appears to be materially misstated.

Moreover, it is our responsibility to consider whether the Management's review provides the information required under the Danish Financial Statement Act.

Based on the work we have performed, we conclude that the Management's review is in accordance with the financial statements and has been prepared in accordance with the requirements of the Danish Financial Statements Act. We did not identify any material misstatement of the Management's review.

Copenhagen, 18 December 2020
EY Godkendt Revisionspartnerselskab
CVR no. 30 70 02 28

Thomas Hjortkjær Petersen
State Authorised
Public Accountant
mne33748

Management's review

Main activity of the partnership

Saga V New EUR-A K/S (Saga V New EUR-A) is a fund-of-funds with a geographical focus on investments in Western Europe. Investments are mainly made in small and mid market buy-out funds.

Performance in the financial year

The financial year resulted in a profit EUR 6.6 million, corresponding to an IRR of 11.4%. Gains on investments in portfolio funds amounted to EUR 7.4 million. Administrative expenses in the form of carried interest amounted to EUR 0.7 million.

This year's result is in line with management's expectations.

An aggregate amount of EUR 1.1 million was contributed to the portfolio funds during the financial year, bringing total contributions to the portfolio funds to EUR 90.2 million, corresponding to 99.0% of the commitments to the portfolio funds.

In the financial year an amount of EUR 13.2 million was distributed to the limited partners, bringing accumulated distributions to EUR 97.5 million, corresponding to 111.7% of the limited partners' paid-in capital. An aggregate amount of EUR 16.2 million was distributed from portfolio funds during the financial year, bringing total distributions from portfolio funds to EUR 104.3 million, corresponding to 115.6% of the capital contributed to portfolio funds.

Special risk

Financial risk

The objective of Saga V New EUR-A is to supply risk capital to the portfolio funds, and also to their investments in competitive companies in the European small and mid market. The highest factor of risk is therefore the changes in the value of the companies in which Saga V New EUR-A's portfolio funds invest in, which to a significant extent depend on the valuations of comparable listed companies on the quoted market. The valuation of investments in portfolio funds is based on an estimate and could therefore be connected with some degree of uncertainty.

Interest rate risk

Saga V New EUR-A is less sensitive to the changes in interest rate levels.

Foreign exchange currency risk

Saga V New EUR-A's investments in portfolio funds have been made in DKK, EUR and GBP. As the capital in Saga V New EUR-A is in EUR, Saga V New EUR-A is influenced by currency fluctuations in GBP. The currency risk is therefore considered as material. In accordance with Saga V New EUR-A's investment policy Saga V New EUR-A does not hedge its exposure toward currency rate fluctuations.

Investment activity

In the period from inception to 30 September 2020 Saga V New EUR-A has invested in three portfolio funds.

Since inception the portfolio funds have in general performed very well.

Cash resources

Saga V New EUR-A's cash resources as of 30 September 2020, include cash and cash equivalents, undrawn credit facilities and outstanding commitments from the limited partners and are estimated as satisfactory to cover Saga V New EUR-A's liabilities.

Management's review

Expectation for 2020/21

The year 2020 has been drastically impacted by COVID-19, which led to almost unprecedented health and economic uncertainty. As a result, private equity activity experienced a sharp fall in Spring when uncertainty was at its peak, but has since rebounded along with the rest of the market and economic activity in general. Although certain sectors such as travel, tourism, and restaurants are still very negatively impacted by the pandemic, other sectors such as IT and software are generally performing strongly. Going into 2021, optimism about a COVID-19 vaccine is high, and the expectation is that the market will further stabilize and strengthen as a vaccine hopefully soon becomes widely available.

The above-mentioned will affect the result for 2020/21 which is expected to be in line with or better than the current year.

Disclosure requirements in respect of § 61 section 3 stated in the law of managers of alternative investment funds

We can inform, that during the financial year have there been no changes in §§ 62, 64 and 65 regarding the disclosures.

In respect of the requested disclosures of total remunerations paid to the employees and the management of Saga Private Equity ApS, this can be found on www.saga-pe.com. The disclosures are given on manager level and are neither allocated nor shown per individually managed fund.

Events after the end of the accounting period

There have been no events after the end of the financial year and to the signing of the annual report which are considered of significance to the annual report.

Financial statement for the period 1 October – 30 September

Accounting policies

The annual report of Saga V New EUR-A K/S has been prepared in accordance with the Danish Financial Statements Act for a reporting class C entity with the adjustments following the legal form and operating activities of the partnership.

The accounting policies applied are consistent with those of last year.

The annual report has been prepared in the functional currency EUR.

Income Statement

Gains/losses on portfolio funds' investments etc.

Gains/losses on portfolio funds' investments include income from investments (dividend and interest), realised and unrealised revaluations or depreciations of investments in portfolio funds as well as realised and unrealised exchange rate profit margins and losses related to the investment in portfolio funds etc.

Management fees and carried interest

The management fees and carried interest include management fee and carried interest for the period according to the Limited Partnership Agreement.

Fund operating expenses

Fund operating expenses include cost incurred by the partnership.

Financial income and expenses

Financial income and expenses include interest as well as exchange gains and losses related to accounts receivable and payable.

Tax

The partnership is not independently liable to tax, and therefore no tax is charged to the profit and loss account.

Financial statement for the period 1 October – 30 September

Accounting policies

Balance sheet

Investments assets

Investments in portfolio funds and co-investments are measured in accordance with the IPEV Valuation Guidelines or similar guidelines depending on the country of domicile of the portfolio funds, according to which investments are measured at fair value. Revaluations are included in the profit and loss account.

Investments in unlisted private equity funds are valued on the basis of the latest reporting received from the respective sub-funds. The reports from the funds contain a valuation of the private equity fund, including a valuation of each individual portfolio company. The value of a private equity fund consists of the sum of the values of the portfolio companies in which the fund has invested in, and the value of other net assets.

Outstanding investment commitments at the balance sheet date are disclosed as contingent liabilities in the notes.

Other receivables

Other receivables are measured at amortised cost after deduction of write-down for anticipated losses.

Other payables

Financial liabilities are recognised at the date of borrowing at the net proceeds received less transaction costs paid. In subsequent periods, the financial liabilities are measured at fair value.

Other payables include potential carried interest and fund operating expenses due. Liabilities are measured at net realised value.

Foreign currency translation

Transactions in foreign currency are translated into Euro (EUR) according to the currency exchange rate at the transaction date. Investments, accounts receivable and accounts payable in foreign currency are translated into Euro (EUR) according to the currency rate at the balance sheet date.

Cash flow statement

The cash flow statement shows the partnerships' cash flow of investment activity, operating and financing activity for the period, the period's changes in cash and cash equivalents as well as the partnership's cash and cash equivalents at the beginning and end of the period.

Cash flow from investment activity

Cash flow from investment activities comprise the cash flow between the partnership and the portfolio funds for the period.

Cash flow from operations

Cash flow from operating activities are entered as the result adjusted for non-cash operating items in the partnership and received and paid non-operating income.

Cash flow from financing

Cash flow from financing include payments to and from the limited partners and the partnership.

Cash and cash equivalents

Cash and cash equivalents include cash funds in open accounts and fixed short term loans.

Financial statement for the period 1 October - 30 September

Income statement

Note	EUR 1,000	1/10 2019 - 30/9 2020	1/10 2018 - 30/9 2019
1	Gains/losses on portfolio funds' investments	7,369	30,865
	Profit/losses in portfolio funds etc.	<u>7,369</u>	<u>30,865</u>
2	Management fees etc.	-741	-3,403
3	Fund operating expenses	-40	-58
	Operating profit/losses	<u>6,588</u>	<u>27,404</u>
	Financial expenses	-15	-20
	PROFIT/LOSS	<u>6,573</u>	<u>27,384</u>
	PROPOSED DISTRIBUTION OF THE PROFIT/LOSS		
	Transferred to retained earnings	<u>6,573</u>	<u>27,384</u>
	TOTAL RETAINED EARNINGS	<u>6,573</u>	<u>27,384</u>

Financial statement for the period 1 October - 30 September

Balance sheet

Note	EUR 1,000	<u>30/9 2020</u>	<u>30/9 2019</u>
	ASSETS		
	FIXED ASSETS		
	Investment assets		
1	Investments in portfolio funds	<u>67,064</u>	<u>74,760</u>
	Total investment assets	<u>67,064</u>	<u>74,760</u>
	Total fixed assets	<u>67,064</u>	<u>74,760</u>
	CURRENT ASSETS		
	Receivables		
	Other receivables	<u>51</u>	<u>65</u>
	Total receivables	<u>51</u>	<u>65</u>
	Cash and cash equivalents	<u>1,679</u>	<u>0</u>
	Total current assets	<u>1,730</u>	<u>65</u>
	TOTAL ASSETS	<u>68,794</u>	<u>74,825</u>
	LIMITED PARTNERS' CAPITAL AND LIABILITIES		
	LIMITED PARTNERS' CAPITAL		
4	Limited partners' paid-in capital	<u>87,300</u>	<u>87,300</u>
	Distributions limited partners	<u>-97,503</u>	<u>-84,289</u>
	Retained earnings	<u>71,116</u>	<u>64,543</u>
	Total limited partners' capital	<u>60,913</u>	<u>67,554</u>
	LIABILITIES		
	SHORT-TERM LIABILITIES		
	Credit institutions	<u>0</u>	<u>115</u>
	Other payables	<u>7,881</u>	<u>7,156</u>
	Total short-term liabilities	<u>7,881</u>	<u>7,271</u>
	Total liabilities	<u>7,881</u>	<u>7,271</u>
	TOTAL LIMITED PARTNERS' CAPITAL AND LIABILITIES	<u>68,794</u>	<u>74,825</u>
5	Related parties		
6	Contingent liabilities		

Financial statement for the period 1 October - 30 September

Statement of changes in limited partner's capital

EUR 1,000	Paid-in capital from limited partners	Distributed to limited partners	Retained earnings	Total
Capital at 1 October 2018	87,300	-32,715	37,159	91,744
Paid-in capital from limited partners	0	0	0	0
Distributed to limited partners	0	-51,574	0	-51,574
Retained earnings	0	0	27,384	27,384
	<hr/>	<hr/>	<hr/>	<hr/>
Capital at 1 October 2019	87,300	-84,289	64,543	67,554
Paid-in capital from limited partners	0	0	0	0
Distributed to limited partners	0	-13,214	0	-13,214
Retained earnings	0	0	6,573	6,573
Capital at 30 September 2020	87,300	-97,503	71,116	60,913
	<hr/> <hr/>	<hr/> <hr/>	<hr/> <hr/>	<hr/> <hr/>

Financial statement for the period 1 October - 30 September

Cash flow statement

EUR 1,000	<u>30/9 2020</u>	<u>30/9 2019</u>
Contributions to portfolio funds etc.	-1,095	-751
Distributions from portfolio funds etc.	16,159	48,157
Distributed tax from portfolio funds etc.	0	0
Cash flow from investment activities	<u>15,064</u>	<u>47,406</u>
Cash flow from expenses	-42	-491
Cash flow from financial items	-15	-20
Cash flow from operations	<u>-57</u>	<u>-511</u>
Limited partners' paid-in capital	0	0
Distributions to limited partners (Cash)	-13,214	-51,574
Cash flow from financing	<u>-13,214</u>	<u>-51,574</u>
Net movement in cash and cash equivalents	1,794	-4,680
Cash and cash equivalents, beginning of period	-115	4,565
Cash and cash equivalents, end of period	<u>1,679</u>	<u>-115</u>

Financial statement for the period 1 October - 30 September

Notes

1 Investments in portfolio funds

EUR 1,000	<u>30/9 2020</u>	<u>30/9 2019</u>
Cost at 1 October	54,028	70,129
Additions in the year	1,095	751
Disposals in the year	-6,110	-16,853
Cost at 30 September	<u>49,012</u>	<u>54,028</u>
Revaluations at 1 October	20,733	21,171
Revaluations on disposals in the year	-10,049	-31,304
Revaluation in the year	7,369	30,865
Revaluations at 30 September	<u>18,053</u>	<u>20,733</u>
Carrying amount at 30 September	<u><u>67,064</u></u>	<u><u>74,760</u></u>
Specification of revaluations in the year		
Realised gains/losses on investments	10,702	21,583
Unrealised gains/loss on investments	-3,315	9,368
	<u>7,387</u>	<u>30,951</u>
Exchange gains/losses on investments	-18	-86
Gains/losses on investments	<u><u>7,369</u></u>	<u><u>30,865</u></u>

Investments in portfolio funds

The partnership has through investments in portfolio funds ownership of mainly unquoted investments. The partnership has no controlling or significant influence on the portfolio funds in which the partnership has invested.

The portfolio funds in which the partnership has invested all use common accepted guidelines for measuring the fair value. The measuring of the fair value of the investments in underlying portfolio companies are made by the managers of the portfolio funds.

Usually the partnership has no or very little information about specific methods and assumptions used by the managers of the portfolio funds when measuring the fair value of the underlying portfolio companies.

The manager's valuation committee will assess and if considered necessary adjust the valuation of the underlying portfolio companies. At the assessment of the fair value of the underlying portfolio companies reported by the managers, information about the market conditions, company specific information as well as information received through dialog with the managers of the portfolio funds are used.

The value of a private equity fund is measured as the fair value of each investment in portfolio companies owned by the fund with addition of other net assets in the fund. The valuation of a portfolio company in a private equity fund is based on the industry, market position and earnings capacity, and the (i) the peer group multiple, i.e. the market value of comparable listed companies, (ii) transaction multiple in recent M&A transactions involving comparable companies, (iii) value indications from potential buyers of the portfolio company, (iv) market value if the portfolio company is publicly traded or (v) future expected proceeds, if there is a concluded agreement on the sale of the portfolio company.

Financial statement for the period 1 October - 30 September

Notes

1 Investments in portfolio funds (continued)

The partnership invests in buy-out funds. The investments made by the portfolio funds are classified within the fair value hierarchy based on the lowest level of input that is significant to the fair value measurement. The three levels of the fair value hierarchy are described below:

Level 1 – Inputs based upon priced for identical assets and liabilities in active markets

Level 2 – Inputs other than quoted prices that are observable for the asset or liability either directly or indirectly, including inputs in markets that are not considered to be active

Level 3 – Unobservable input

Fair market value measurements as of 30 September 2020

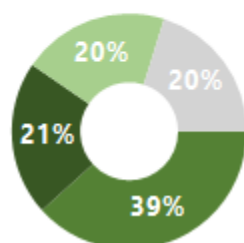
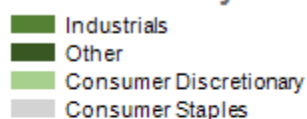
EUR 1,000	Quoted prices Level 1	Observable input Level 2	Unobservable input Level 3	Total
Investments in portfolio funds	0	0	67,064	67,064
Total	0	0	67,064	67,064

Fair market value measurements as of 30 September 2019

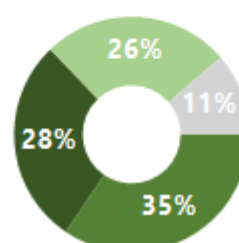
EUR 1,000	Quoted prices Level 1	Observable input Level 2	Unobservable input Level 3	Total
Investments in portfolio funds	0	0	74,760	74,760
Total	0	0	74,760	74,760

The investments divided by Industry and Geography, based on fair market value as of 30 September 2020:

Unrealized FMV by Industry



Unrealized FMV by Geography



Financial statement for the period 1 October - 30 September

Notes

Note

2 Management fees etc.

EUR 1,000	1/10 2019 - 30/9 2020	1/10 2018 - 30/9 2019
Management fee	13	370
Adjustment of carried interest	728	3,033
Management fees etc. in total	741	3,403

3 Fund operating expenses

The partnership has no employees.

4 Limited partners

EUR 1,000	Commitment	Paid-in	Outstanding commitment
Limited partners	90,000	87,300	2,700

5 Related parties

Manager

Manager: Saga Private Equity ApS, Amaliegade 24, 1., 1256 Copenhagen K

Transactions: Management fee.

General Partner

General Partner: Saga V GP ApS, c/o Accura Advokatpartnerselskab, Tuborg Boulevard 1, 2900 Hellerup

Transactions: Administration fee.

Financial statement for the period 1 October - 30 September

Notes

Note

6 Contingent liabilities

Investment obligations

EUR 1,000	Commitment		Outstanding commitment	
	Currency	EUR	Currency	EUR
Commitment, DKK	254,186	34,251	6,765	909
Commitment, EUR	30,647	30,647	0	0
Commitment, GBP	20,431	26,237	0	0
Total commitment, EUR		91,135		909

Commitment in EUR is calculated as residual commitment in local currency multiplied by exchange rate, end period plus contributed to portfolio funds in EUR (transaction date's currency rate).

The portfolio funds have made recallable distributions to the partnership, which as of 30 September 2020 amounts to EUR 6.5 million.

The partnership has no other contingent liabilities as of 30 September 2020.