


**Sunstone Technology Ventures Fund III K/S
Amaliegade 10
1256 Copenhagen K
Central Business Registration No 34076790
Annual report 2017**

The Annual General Meeting adopted the annual report on 26/2 2018

Chairwoman of the General Meeting



Name: Merete Lundbye Møller

Contents

	<u>Page</u>
Fund details	1
Statement by the General Partner on the annual report	2
Independent auditor's report	3
Management commentary	6
Management commentary	7
Statement of comprehensive income	8
Statement of financial position	9
Statement of changes in equity for 2017	11
Statement of cash flows	12
Notes to the financial statements	13

Fund details

Fund

Sunstone Technology Ventures Fund III K/S
Amaliegade 10
DK-1256 Copenhagen K

Central Business Registration No: 34076790

Registered in: Copenhagen

Financial year: 01.01.2017 – 31.12.2017

General Partner

Sunstone TV General Partner III ApS

Board of Directors in Sunstone TV General Partner III ApS

Merete Lundbye Møller, Chairwoman

Christian Lindegaard Jepsen

Jimmy Fussing Nielsen

Auditor

Deloitte Statsautoriseret Revisionspartnerselskab

Statement by the General Partner on the annual report

The Board of Directors in Sunstone TV General Partner III ApS has today considered and approved the annual report of Sunstone Technology Ventures Fund III K/S ("the Fund") for the financial year 01.01.2017 - 31.12.2017.

The financial statements are prepared in accordance with International Financial Reporting Standards as adopted by the EU and Danish disclosure requirements of the Danish Financial Statements Act.


In our opinion, the financial statements give a true and fair view of the Fund's financial position at 31.12.2017 and of the results of its operations and cash flows for the financial year 01.01.2017 - 31.12.2017.

In our opinion, the management commentary contains a fair review of the development of the Fund's business and financial matters, the results for the year and of the Fund's financial position as a whole, together with a description of the principal risks and uncertainties that the Fund faces.


We recommend the annual report for adoption at the Annual General Meeting.

Copenhagen, 29.01.2018

Board of Directors in Sunstone TV General Partner III ApS


Merete Lundbye Møller
Chairwoman


Christian Lindegaard Jepsen


Jimmy Fussing Nielsen

Independent auditor's report

To the General Partner and Limited Partners of Sunstone Technology Ventures Fund III K/S

Opinion

We have audited the financial statements of Sunstone Technology Ventures Fund III K/S for the financial year 01.01.2017 - 31.12.2017, which comprise the statement of comprehensive income, the statement of financial position, the statement of changes in equity, the statement of cash flows, and notes, including a summary of significant accounting policies. The financial statements are prepared in accordance with International Financial Reporting Standards as adopted by the EU and additional requirements of the Danish Financial Statements Act.

In our opinion, the financial statements give a true and fair view of the Fund's financial position at 31.12.2017 and of the results of its operations and cash flows for the financial year 01.01.2017 - 31.12.2017 in accordance with International Financial Reporting Standards as adopted by the EU and additional requirements of the Danish Financial Statements Act.

Basis for opinion

We conducted our audit in accordance with International Standards on Auditing (ISAs) and additional requirements applicable in Denmark. Our responsibilities under those standards and requirements are further described in the *Auditor's responsibilities for the audit of the financial statements* section of this auditor's report. We are independent of the Fund in accordance with the International Ethics Standards Board of Accountants' Code of Ethics for Professional Accountants (IESBA Code) and the additional requirements applicable in Denmark, and we have fulfilled our other ethical responsibilities in accordance with these requirements. We believe that the audit evidence we have obtained is sufficient and appropriate to provide a basis for our opinion.

General Partner's responsibilities for the financial statements

The General Partner is responsible for the preparation of financial statements that give a true and fair view in accordance with International Financial Reporting Standards as adopted by the EU and additional requirements of the Danish Financial Statements Act, and for such internal control as the General Partner determines is necessary to enable the preparation of financial statements that are free from material misstatement, whether due to fraud or error.

In preparing the financial statements, the General Partner is responsible for assessing the Fund's ability to continue as a going concern, for disclosing, as applicable, matters related to going concern, and for using the going concern basis of accounting in preparing the financial statements unless the General Partner either intends to liquidate the Fund or to cease operations, or has no realistic alternative but to do so.

Independent auditor's report

Auditor's responsibilities for the audit of the financial statements

Our objectives are to obtain reasonable assurance about whether the financial statements as a whole are free from material misstatement, whether due to fraud or error, and to issue an auditor's report that includes our opinion. Reasonable assurance is a high level of assurance, but is not a guarantee that an audit conducted in accordance with ISAs and the additional requirements applicable in Denmark will always detect a material misstatement when it exists. Misstatements can arise from fraud or error and are considered material if, individually or in the aggregate, they could reasonably be expected to influence the economic decisions of users taken on the basis of these financial statements.

As part of an audit conducted in accordance with ISAs and the additional requirements applicable in Denmark, we exercise professional judgement and maintain professional scepticism throughout the audit. We also:

- Identify and assess the risks of material misstatement of the financial statements, whether due to fraud or error, design and perform audit procedures responsive to those risks, and obtain audit evidence that is sufficient and appropriate to provide a basis for our opinion. The risk of not detecting a material misstatement resulting from fraud is higher than for one resulting from error, as fraud may involve collusion, forgery, intentional omissions, misrepresentations, or the override of internal control.
- Obtain an understanding of internal control relevant to the audit in order to design audit procedures that are appropriate in the circumstances, but not for the purpose of expressing an opinion on the effectiveness of the Fund's internal control.
- Evaluate the appropriateness of accounting policies used and the reasonableness of accounting estimates and related disclosures made by the General Partner.
- Conclude on the appropriateness of the General Partner's use of the going concern basis of accounting in preparing the financial statements, and, based on the audit evidence obtained, whether a material uncertainty exists related to events or conditions that may cast significant doubt on the Fund's ability to continue as a going concern. If we conclude that a material uncertainty exists, we are required to draw attention in our auditor's report to the related disclosures in the financial statements or, if such disclosures are inadequate, to modify our opinion. Our conclusions are based on the audit evidence obtained up to the date of our auditor's report. However, future events or conditions may cause the Fund to cease to continue as a going concern.
- Evaluate the overall presentation, structure and content of the financial statements, including the disclosures in the notes, and whether the financial statements represent the underlying transactions and events in a manner that gives a true and fair view.

We communicate with those charged with governance regarding, among other matters, the planned scope and timing of the audit and significant audit findings, including any significant deficiencies in internal control that we identify during our audit.

Independent auditor's report

Statement on the Management commentary

The General Partner is responsible for the management commentary.

Our opinion on the financial statements does not cover the management commentary, and we do not express any form of assurance conclusion thereon.

In connection with our audit of the financial statements, our responsibility is to read the management commentary and, in doing so, consider whether the management commentary is materially inconsistent with the financial statements or our knowledge obtained in the audit or otherwise appears to be materially misstated.

Moreover, it is our responsibility to consider whether the management commentary provides the information required under the Danish Financial Statements Act.

Based on the work we have performed, we conclude that the management commentary is in accordance with the financial statements and has been prepared in accordance with the requirements of the Danish Financial Statements Act. We did not identify any material misstatement of the management commentary.

Copenhagen, 29.01.2018

Deloitte

Statsautoriseret Revisionspartnerselskab
Central Business Registration No 33 96 35 56



Kim Takata Mücke
State Authorised Public Accountant
Identification number (MNE) 10944



Rasmus Ørskov
State Authorised Public Accountant
Identification number (MNE) 42777

Management commentary

Primary activities

Sunstone Technology Ventures Fund III K/S invests in technology companies mainly located in Europe.

A team of investment professionals is responsible for the investment management.

Development in activities and finances

The Fund was established 6 December 2011. At the end of 2017, the Fund holds 21 active portfolio enterprises of which six are located in Denmark.

Profit for the year of DKK 198.9 million is primarily related to fair value gains from its investments portfolio enterprises.

Development in selected portfolio companies:

AJNS New Media GmbH: Located in Berlin, Germany, and is a mobile social cooking platform used by millions of people around the world. The company was sold late 2017.

Freespee AB: Swedish company located in Uppsala providing a call performance analytics SaaS platform for brand advertisers and the local search industry, allowing customers such as advertising networks, media agencies and local search directories to link phone calls to online visitors. The company had a strong year with sales around 60% up from last year. A new CEO has been hired starting in 2018.

Futureplay OY: Finish gaming company located in Helsinki with management/founders from the industry and companies such as EA, Rovio, Remedy, etc. Futureplay had a strong year with revenue up 300% from last year due to two game releases.

GetYourGuide AG: Located in Berlin, the company is an online marketplace for in-destination tours and activities. The company had a strong year with sales above budget due to improved marketing. Revenues has grown more than 100% per year the last three years in a row and GetYourGuide is expected to continue on its high growth trajectory. The company raised during the year USD 75 million in new money from existing investors and a new investor, Battery Ventures.

Natural Cycles AB: Located in Stockholm, the company offers a fertility monitor service using basal body temperature measurements and proprietary algorithms to naturally plan or prevent pregnancies in a simple and efficient way. The company is performing very well and the App was approved as a Class IIb medical device in EU. The company received further funding of USD 30 million from EQT Ventures as well as exiting investors in 2017.

Peakon ApS: Located in Copenhagen, the company provides a SaaS solution allowing enterprises to measure, understand and act on employee engagement. The company is performing very well and above budget. The company raised further funding from EQT Ventures as well as exiting investors in 2017.

Management commentary

RFRSH Entertainment ApS: Located in Copenhagen, the company is an eSport marketing and media platform entering long term management agreements with player owned eSport teams in initially Counter-Strike (CS:GO). In November RFRSH kicked off Blast Pro Series, a new esports tournament. 12,000 fans participated in the debut in Copenhagen's Royal Arena.

Tink AB: Located in Stockholm, the company offers a simple personal finance management (PFM) application on IOS and Android phones, as well as on Tink.com. With the Tink app, users can get a two minute, distilled overview over their financial accounts. The company is performing very well and raised SEK 129 million from two new strategic investors as well as exiting investors in 2017.

Uncertainty relating to recognition and measurement

When preparing the Fund's annual report, the General Partner, in accordance with legislative provisions, makes accounting judgements and estimates, which form the basis of the annual report. The accounting judgements and estimates made by the General Partner are described in the paragraph "Significant accounting judgements and estimates" under accounting policies to which we refer. Such estimates are made on the basis of assumptions which the General Partner considers reasonable and realistic, but which are uncertain by nature.

Unusual circumstances affecting recognition and measurement

Except for the fair value changes on investments, the annual report is not influenced by unusual circumstances.

Events after the balance sheet date

No events have occurred after the balance sheet date to this data which would influence the evaluation of this annual report.

Outlook

Forthcoming results of Sunstone Technology Ventures Fund III K/S depend on development in the value of the Fund's investment in portfolio enterprises.

Statement of comprehensive income

	Notes	31 Dec 2017 DKK'000	31 Dec 2016 DKK'000
Income from investments in portfolio enterprises	3	<u>207,086</u>	<u>137,920</u>
Operating income		207,086	137,920
Administrative expenses	4	(7,784)	(9,422)
Other operating expenses		<u>(243)</u>	<u>(271)</u>
Operating profit/loss (EBIT)		199,059	128,227
Financial expenses		<u>(122)</u>	<u>(245)</u>
Profit/loss for the year		<u>198,937</u>	<u>127,982</u>
Other comprehensive income		<u>0</u>	<u>0</u>
Total comprehensive income for the year		<u><u>198,937</u></u>	<u><u>127,982</u></u>

Statement of financial position

	<u>Notes</u>	<u>31 Dec 2017 DKK'000</u>	<u>31 Dec 2016 DKK'000</u>
Assets			
Investments in portfolio enterprises	5	<u>888,755</u>	<u>626,220</u>
Fixed asset investments		<u>888,755</u>	<u>626,220</u>
Non-current assets		<u>888,755</u>	<u>626,220</u>
Cash		<u>18,674</u>	<u>572</u>
Current assets		<u>18,674</u>	<u>572</u>
Assets		<u>907,429</u>	<u>626,792</u>

Statement of financial position

	<u>Notes</u>	<u>31 Dec 2017 DKK'000</u>	<u>31 Dec 2016 DKK'000</u>
Equity and liabilities			
Limited Partners' contribution	6	510,180	428,473
Retained earnings		<u>397,065</u>	<u>198,128</u>
Equity		<u>907,245</u>	<u>626,601</u>
Other payables	7	<u>184</u>	<u>191</u>
Current liabilities		<u>184</u>	<u>191</u>
Liabilities		<u>184</u>	<u>191</u>
Equity and liabilities		<u><u>907,429</u></u>	<u><u>626,792</u></u>

Statement of changes in equity for 2017

	Limited Partners' contribution DKK'000	Retained earnings DKK'000	Total DKK'000
Balance at 1 January 2016	302,159	70,146	372,305
Contributions from Limited Partners	148,494	0	148,494
Comprehensive income for the year	0	127,982	127,982
Distribution of share of proceeds from sale of portfolio enterprises	(22,180)	0	(22,180)
Balance at 31 December 2016	<u>428,473</u>	<u>198,128</u>	<u>626,601</u>
Contributions from Limited Partners	97,371	0	97,371
Comprehensive income for the year	0	198,937	198,937
Distribution of share of proceeds from sale of portfolio enterprises	(15,664)	0	(15,664)
Balance at 31 December 2017	<u>510,180</u>	<u>397,065</u>	<u>907,245</u>

Statement of cash flows

	Notes	2017 DKK'000	2016 DKK'000
Operating profit/loss (EBIT)		199,059	128,227
Income from investments in portfolio enterprises	3	(207,086)	(137,920)
Working capital changes	8	(7)	(10,354)
Cash flows from ordinary primary activities		(8,034)	(20,047)
Financial expenses paid		(122)	(246)
Cash flows from operating activities		(8,156)	(20,293)
Investments in portfolio enterprises		(83,540)	(124,870)
Net proceeds from sale of portfolio enterprises		28,091	22,180
Cash flows from investing activities		(55,449)	(102,690)
Change in bank loans		0	(2,759)
Contributions from Limited Partners		97,371	148,494
Distribution of share of proceeds from sale of portfolio enterprises		(15,664)	(22,180)
Cash flows from financing activities		81,707	123,555
Increase/decrease in cash and cash equivalents		18,102	572
Cash and cash equivalents at 1 January		572	0
Cash and cash equivalents at 31 December		18,674	572

Notes to the financial statements

	<u>Page</u>
1. Accounting policies	14
2. Critical accounting judgements, estimates, assumptions and uncertainties	17
3. Income from investments in portfolio enterprises	18
4. Expenses	18
5. Investments in portfolio enterprises	19
6. Limited Partners' contribution	23
7. Other payables	23
8. Working capital changes	23
9. Financial risks and financial instruments	23
10. Related party transactions	25
11. Assets charged and contingent liabilities etc.	25
12. Events after the reporting date	25
13. Approval of the financial statements for publication	25

Notes

1. Accounting policies

The financial statements of Sunstone Technology Ventures Fund III K/S for 2017 are prepared in accordance with International Financial Reporting Standards as approved by the EU and disclosure requirements of the Danish Financial Statements Act governing reporting class B enterprises as further outlined in the Danish Executive Order on Adoption of IFRS issued in accordance with the Danish Financial Statements Act.

The financial statements are presented in Danish kroner (DKK), which is the functional currency of the Fund.

The financial statements are presented based on historical costs apart from investments in portfolio enterprises, which are measured at fair value.

Statement regarding the omission of consolidated financial statements

With reference to IFRS 10, the General Partner of Sunstone Technology Ventures Fund III K/S has assessed that the Fund meets the definition of an investment company as the following conditions exist:

- 1) The Fund has more than one portfolio investment.
- 2) The Fund has more than one investor, and the investors are not related to each other.
- 3) The Fund's investments in portfolio enterprises primarily occur as equity instruments or similar investments,
- 4) The investments are measured and evaluated on a fair value basis.

As a result the General Partner has decided to apply the exemption rule in IFRS 10 not to prepare consolidated financial statements where the controlled subsidiaries are consolidated, and instead the controlled subsidiaries are accounted for at fair value through profit or loss.

Similarly, Sunstone Technology Ventures Fund III K/S holds investments in portfolio enterprises, which meet the definition of an associate over which the Fund has significant influence. Such investments are also accounted for at fair value through profit or loss whereby all investments are treated as investments in portfolio enterprises no matter the ownership share at fair value through profit or loss.

Standards and interpretations not yet effective

All new and changed standards and interpretations relevant to Sunstone Technology Ventures Fund III K/S and effective for the financial period beginning at 1 January 2017 have been applied in connection with the preparation of the financial statements.

At the time of publication of the financial statements, a number of new or changed standards and interpretations have not yet become effective. It is the General Partner's assessment that these standards and interpretations will not materially impact the financial statements for the forthcoming years.

Notes

1. Accounting policies (continued)

Significant accounting policies and estimates

When preparing the financial statements, the General Partner makes several accounting estimates forming the basis for the presentation, recognition and measurement of the Fund's assets and liabilities. The most significant accounting estimates and assessments are presented in note 2.

Recognition and measurement

Assets are recognised in the balance sheet when it is probable as a result of a prior event that future economic benefits will flow to the Fund, and the value of the asset can be measured reliably. Assets are eliminated from the balance sheet when it is no longer probable that future economic benefits will flow to the Fund.

Acquisition and sale of financial assets and liabilities are recognised in the balance sheet at the commitment date.

Liabilities are recognised in the balance sheet when the Fund has a legal or constructive obligation as a result of a prior event, and it is probable that future economic benefits will flow out of the Fund, and the value of the liability can be measured reliably. Liabilities are eliminated from the balance sheet when it is no longer probable that future economic benefits will flow out of the Fund.

On initial recognition, assets and liabilities are measured at cost; however, on initial recognition, investment assets are measured at fair value, ordinarily corresponding to cost less direct expenses incurred. Measurement subsequent to initial recognition is effected as described below for each financial statement item. Consideration is made for events occurring during the period from the balance sheet date until the presentation of the annual report and that confirm or invalidate affairs and conditions existing at the balance sheet date.

Income is recognised in the statement of comprehensive income when earned, whereas costs are recognised by the amounts attributable to this financial year.

Foreign currency translation

On initial recognition, transactions made in a different currency than the Fund's functional currency are translated applying the exchange rate at the transaction date.

Receivables, payables and other monetary items denominated in foreign currencies that have not been settled at the balance sheet date are translated using the exchange rate at the balance sheet date. Exchange differences that arise between the rate at the transaction date and the one in effect at the payment date or the rate at the balance sheet date are recognised in the statement of comprehensive income as financial income or financial expenses.

Notes

1. Accounting policies (continued)

Exchange rate adjustments relating to investments in portfolio enterprises are presented in the statement of comprehensive income together with other fair value adjustments concerning the investments.

Income taxes

The annual report does not include current or deferred tax due to the corporate form of the Fund.

Statement of comprehensive income

Income from investments in portfolio enterprises

Income from investments in portfolio enterprises comprises gains/losses from divestments, fair value changes and received dividends and other similar types of returns from the investments.

Gains/losses from divestment of investments in portfolio enterprises are stated as the difference between the selling price or disposal consideration and the carrying amount of the portfolio enterprises at the time of sale or disposal, respectively.

Dividends from investments in portfolio enterprises are recognised as income when final entitlement to the dividends is obtained, which is usually at the time of the approval of the declaring dividends by the portfolio enterprise.

Administrative expenses

Administrative expenses include management fee to the management company, Sunstone TV Management A/S.

Other operating expenses

Other operating expenses include general costs, investment costs relating to incomplete investments.

Financial expenses

Other financial expenses comprise interest expenses, which are accrued based on the principal amount and the effective interest rate. The effective interest rate represents the discount rate which should be used when discounting future payments related to the financial asset or the financial liability, in order for the present value of these to correspond with the carrying amount of the asset and the liability, respectively.

Balance sheet

Investments in portfolio enterprises

Investments in portfolio enterprises comprise equity investments in portfolio enterprises and loans to portfolio enterprises measured at fair value through profit or loss.

Notes

1. Accounting policies (continued)

The fair value of investments, which are traded on a stock exchange, is based on the quoted market prices at the reporting date. The fair value of the unlisted investments is determined in accordance with IPEV's Valuation Guidelines, according to which the fair value – depending on the type and maturity of the investment – is determined to be equal to cost (typically applied for new investments), the price of recent investments, multiple-based calculations based on industry benchmarks or discounted cash flow models. The price of a recent investment is only applied if the transaction includes the participation of new investors obtaining more than an insignificant ownership share in the portfolio enterprise.

Other financial liabilities

Other financial liabilities comprise other payables and bank loans.

Statement of cash flows

The statement of cash flows is presented using the indirect method and shows cash flows from operating, investing and financing activities as well as cash and cash equivalents at the beginning and the end of the financial year.

Cash flows from operating activities are presented as the operating profit/loss adjusted for non-cash operating items including fair value adjustments of investments in portfolio enterprises and working capital changes attributable to the operating activities.

Cash flows from investing activities comprise payments in connection with investments, including follow-up investments, and proceeds from divestment of portfolio enterprises.

Cash flows from financing activities comprise changes in the limited partners' contribution, distributions to Limited Partners as well as the raising of loans and instalments on interest-bearing debt, if any.

2. Critical accounting judgements, estimates, assumptions and uncertainties

Sunstone Technology Ventures Fund III K/S invests in portfolio enterprises which primarily includes equity investments and to a smaller extent contribution of loans to development-oriented enterprises, and which may require continuous contribution of capital. The investments are accounted for at a fair value through profit or loss. When measuring the fair value of the unlisted investments, the General Partner assesses the development stage of the portfolio enterprises compared to the initial plans at the time of making the initial investments, future financing requirements, commercialisation possibilities, timing of exit and possible exit values.

The fair value of each unlisted portfolio enterprise is determined in accordance with commonly used valuation principles based on the IPEV Valuation Guidelines, taking into account the assessment of the development

Notes

2. Critical accounting judgements, estimates, assumptions and uncertainties (continued)

stage of the enterprise as well as its market potential and expected cash flows in order to reflect the fair value of the portfolio enterprise in the best way possible.

Methods and assumptions for determining the fair value of investments in unlisted portfolio enterprises are described in note 5.

3. Income from investments in portfolio enterprises

	2017 DKK'000	2016 DKK'000
Realised gain/(loss)	16,844	(57,119)
Fair value gain	190,242	195,039
Income from investments in portfolio enterprises	<u>207,086</u>	<u>137,920</u>

4. Expenses

The Fund had no employees during the financial year. Administrative work is performed by Sunstone TV Management A/S (see note 10). No salary or remuneration has been paid to the General Partner. Administrative expenses cover management fee to Sunstone TV Management A/S of DKK 7,784 thousand (2016: DKK 9,415 thousand) and other administration expenses of DKK 0 (2016: 7 thousand).

	2017 DKK'000	2016 DKK'000
5. Investments in portfolio enterprises		
Cost at beginning of year	334,981	289,409
Additions	83,540	124,870
Disposals	(11,247)	(79,298)
Cost at end of year	<u>407,274</u>	<u>334,981</u>
Revaluations at beginning of year	291,239	96,200
Revaluations	190,242	195,039
Revaluation at end of year	<u>481,481</u>	<u>291,239</u>
Carrying amount at end of year	<u>888,755</u>	<u>626,220</u>

Notes

5. Investments in portfolio enterprises (continued)

Portfolio enterprise	Corporate form	Registered in	Equity interest %
Freespee	AB	Sweden	26.5
HeyJobs	GmbH	Germany	20.6
Kontakt	Sp. z.o.o.	Poland	29.1
Natural Cycles	AB	Sweden	20.0
Oaxaca Group	ApS	Denmark	21.1
Crate.io	Inc.	Austria	18.9
Corti	ApS	Denmark	17.3
Seriously Holding	Corp.	Finland	14.7
GetYourGuide	AG	Germany	4.4
Blackwood Seven	A/S	Denmark	18.0
Shim	AB	Sweden	6.9
Tink	AB	Sweden	14.9
Everywear Games	Oy	Finland	11.6
RFRSH Entertainment	ApS	Denmark	2.5
Sourced Technology	S.L.	Spain	22.1
Ministry Of Games	Oy	Finland	11.4
Traplight	Oy	Finland	12.1
Mobile Motion	GmbH	Germany	11.5
Templafy	ApS	Denmark	7.9
CapitalAid DK	ApS	Denmark	8.0
Futureplay	Oy	Finland	11.8
PeakOn	ApS	Denmark	14.1

The General Partner regularly and at least on a quarterly basis reviews the fair value of its portfolio enterprises in connection with its non-public reporting to its Limited Partners and in connection with the preparation of the financial statements.

This implies that underlying results in the portfolio enterprises are not reflected in profit/loss of the Fund.

The Fund's portfolio enterprises are not classified as investment companies. They are engaged in doing business in trading and development, etc. The Fund has no limitations concerning the potential reception of dividends or having loans etc. repaid from the portfolio enterprises, apart from the fact that distribution from the portfolio enterprises can only take place if it is considered proper and prudent.

Methods and assumptions for determining fair values in unlisted portfolio enterprises

The fair value for each unlisted portfolio enterprise is determined based on methods which best reflect the individual investment's potential and risk.

In general, the fair value is determined following the IPEV Valuation Guidelines which prescribe the use of accepted valuation methods, such as price of recent investments, multiple analysis/benchmarking, most recent transaction multiple and other relevant methods. The Fund invests venture capital primarily in development

Notes

5. Investments in portfolio enterprises (continued)

stage companies without any or with only limited revenue entailing that the fair value measurement of each of the investments is inherently subject to considerable uncertainty.

Upon initial investment, **cost** of the investment is generally determined to represent the fair value. If new investors join the portfolio enterprises and obtain more than just an insignificant share of the enterprise, the **price of a recent investment** is used as basis for determining the fair value.

Throughout the life of the investment, the General Partner reviews its investments for potential impairment, which may materialise if the portfolio enterprises have been subject to pervasive negative development and/or if the Fund decides that it will no longer participate in the further funding and there is a considerable risk that the portfolio enterprise may not be able to continue its operations or it is by other means obvious that there is a pervasive decline in the fair value of the portfolio enterprise. In these cases, the value is written down to a new lower fair value based on the General Partner's best estimate.

As investments mature, other valuation models for determining the fair value may be more appropriate. Such models are typically based on **peer group multiples**, which are subsequently discounted depending on whether the portfolio enterprise is cash flow positive or cash flow negative.

The Peer Group Multiple-method uses comparable entities, in which market value and earnings are known. Based on this, a market level for revenue multiples is determined for the comparable entities.

The determined value is reduced by a certain factor depending on whether the portfolio enterprise is cash flow positive or cash flow negative.

In connection with the use of this method, the Fund assesses which multiples are applicable as well as assesses the determination of the applicable earnings to be used in the calculation of the deemed fair value.

The fair value of investments, which are traded on a stock exchange, is based on the quoted market prices at the reporting date.

The fair value is determined in the functional currency of the portfolio enterprise, which is then translated to DKK at the exchange rate at the balance sheet date, and any exchange rate adjustment is included in the fair value adjustment of the investment in profit or loss.

Notes

5. Investments in portfolio enterprises (continued)

Each investment has been valued using the valuation techniques listed below:

Portfolio enterprise	Corporate form	2017	2016
<i>Investments in associates:</i>			
Freespee	AB	Price of recent investment	Price of recent investment
HeyJobs	GmbH	Price of recent investment	Price of recent investment
Kontakt	Sp. z.o.o.	Price of recent investment with 25% write-down	Price of recent investment
Natural Cycles	AB	Price of recent investment	Price of recent investment
Oaxaca Group	ApS	Cost	Cost
Sourced Technology	S.L.	Price of recent investment	Price of recent investment
<i>Other investments</i>			
Crate.io	Inc.	Price of recent investment with 50% write-down	Price of recent investment
Corti	ApS	Cost	Cost
Seriously Holding	Corp.	Fair value	Fair value
GetYourGuide	AG	Price of recent investment	Price of recent investment
Blackwood Seven	A/S	Price of recent investment with 50% write-down	Price of recent investment
Shim	AB	Price of recent investment with 50% write-down	Price of recent investment
Tink	AB	Price of recent investment	Price of recent investment
Everywear Games	Oy	Price of recent investment	Price of recent investment
RFRSH Entertainment	ApS	Price of recent investment	Cost
Ministry Of Games	Oy	Price of recent investment with 50% write-down	Price of recent investment with a 50% writedown
Traplight	Oy	Price of recent investment	Price of recent investment
Mobile Motion	GmbH	Cost	Cost
Templafy	ApS	Cost	Cost
CapitalAid DK	ApS	Cost with 75% write-down	Cost with a 75% writedown
Futureplay	Oy	Price of recent investment	Price of recent investment
PeakOn	ApS	Price of recent investment	Price of recent investment

Fair value hierarchy for determining fair value for investments in portfolio enterprises

IFRS has established a fair value hierarchy for certain assets measured at fair value:

- Quoted prices in active markets for identical instruments (level 1) (not used in 2016 and 2017)
- Quoted prices in active markets for similar assets or liabilities or other valuation methods under which all material inputs are based on observable market data (level 2) (not used in 2016 and 2017)
- Valuation techniques under which any material inputs are not based on observable market data (level 3).

Notes

5. Investments in portfolio enterprises (continued)

The measurement of investments in portfolio enterprises classified according to level 3 is based on measurement methods, in which material non-observable inputs are included such as assessment of which method best reflects fair value, assessment of the performance of each portfolio enterprise, determination of multiples and

future earnings, and assessment of whether a pervasive negative development should result in the recognition of impairment write-downs.

The fair value of the Fund's portfolio enterprises is impacted by the development in applied multiples as well as expected future earnings and development in each portfolio enterprise. A decrease or increase in the above-mentioned material non-observable inputs may have a direct effect on the measurement of the portfolio enterprises, just as the fair value of the Fund's portfolio enterprises is impacted by the development in macroeconomic conditions.

The development in the value of investments in portfolio enterprises classified into level 3 can be summarised as follows:

	Level 3 DKK'000	Total investment DKK'000	Fair value gain DKK'000
2016			
Fair value at 1 January	385,609	385,609	-
Follow-up investments	124,870	124,870	-
Other fair value adjustments	194,866	194,866	194,866
Exchange rate adjustments	173	173	173
Disposals	(79,298)	(79,298)	-
Fair value at 31 December	626,220	626,220	195,039

	Level 3 DKK'000	Total investment DKK'000	Fair value gain DKK'000
2017			
Fair value at 1 January	626,220	626,220	-
Follow-up investments	83,540	83,540	-
Other fair value adjustments	201,390	201,390	201,390
Exchange rate adjustments	(11,148)	(11,148)	(11,148)
Disposals	(11,247)	(11,247)	-
Fair value at 31 December	888,755	888,755	190,242

Notes

	<u>2017</u> <u>DKK'000</u>	<u>2016</u> <u>DKK'000</u>
6. Limited Partners' contributions		
Limited Partners' contributions at beginning of year	428,473	302,159
Contributions made during the year	97,371	148,494
Distribution of share of proceeds from sale of portfolio enterprises	<u>(15,664)</u>	<u>(22,180)</u>
Limited Partners' contributions at end of year	<u>510,180</u>	<u>428,473</u>

The contributed capital represents the Limited Partners' total equity contribution. The Fund's contributed capital comprises 99.94% A-shares and 0.06% B-shares. The Fund's A-shares are paid successively and pro rata and the B-shares are fully paid-up. One of the share classes has a dividend preference attached when the realised return in the Fund exceeds a fixed minimum rate of return p.a. (hurdle rate) of the investors' contributed capital.

	<u>2017</u> <u>DKK'000</u>	<u>2016</u> <u>DKK'000</u>
7. Other payables		
Sundry accrued expenses	<u>184</u>	<u>191</u>

The carrying amount of sundry accrued expenses relates to other payables such as legal fees, auditor's fees, etc. The recognised amount approximates the fair value of the liabilities.

	<u>2017</u> <u>DKK'000</u>	<u>2016</u> <u>DKK'000</u>
8. Working capital changes		
Change in other liabilities	<u>(7)</u>	<u>(10,354)</u>
	<u>(7)</u>	<u>(10,354)</u>

9. Financial risks and financial instruments

Categories of financial instruments:

Investments in portfolio enterprises	<u>88,755</u>	<u>626,220</u>
Financial assets measured at fair value through profit/loss	<u>88,755</u>	<u>626,220</u>
Other payables	<u>184</u>	<u>191</u>
Financial liabilities measured at amortised cost	<u>184</u>	<u>191</u>

The Fund adheres to an investment strategy approved by the investors. As a result of its investments in portfolio enterprises, the Fund is directly exposed to changes in liquidity, credit, interest and currency risks.

Notes

9. Financial risks and financial instruments (continued)

Liquidity risks

Maturity of financial liabilities is specified below divided into timing intervals. The specified amounts represent the amounts due for payment.

	Within 1 year DKK'000	Between 1 and 5 years DKK'000	After 5 years DKK'000	Total DKK'000
Other payables	191	-	-	191
31 December 2016	191	-	-	191

	Within 1 year DKK'000	Between 1 and 5 years DKK'000	After 5 years DKK'000	Total DKK'000
Other payables	184	-	-	184
31 December 2017	184	-	-	184

Credit risks

In some cases, the Fund provides loans to its portfolio enterprises. These loans are considered part of the investment and are, therefore, not considered to represent a separate credit risk, but is rather considered being part of the total investment risk and risk relating to determining a fair value of the investments.

In some cases, the Fund has receivables from the sale of investments. Typically, the payment is secured by the buyer depositing the receivable on escrow accounts in accepted credit institutions and, therefore, the credit risk is considered limited.

At 31 December 2017 and 2016, the Fund is not exposed to any credit risks.

Interest risks

The Fund has access to a credit facility of DKK 50,000 thousand with a variable interest. At 31 December 2017, the Fund has not drawn on its credit facility and hence an increase of 1 percentage point compared to the interest-rate level at the balance sheet date would only have an immaterial impact on results for the year and equity.

Currency risks

Some of the Fund's investments are exposed to changes in foreign currencies like USD, GBP or EUR. The Fund considers the currency risk as part of the whole investment risk and hence, the Fund does not separately hedge the currency risk relating to its investments in portfolio enterprises.

Notes

9. Financial risks and financial instruments (continued)

In addition, the Fund is indirectly exposed to currency risks through investments in portfolio enterprises which trade in other currencies than their functional currencies and hence, development in exchange rates may influence income and thereby their determination of fair value of the portfolio enterprises.

10. Related party transactions

Related parties with control

No single Limited Partner has control over the Fund.

Transactions with related parties

The General Partner is Sunstone TV General Partner III ApS. In the financial year, the Fund has paid a management fee to Sunstone TV Management A/S, which is related to Sunstone TV General Partner III ApS. See note 4.

11. Assets charged and contingent liabilities etc.

The Fund's has no assets charged.

At the balance sheet date, the Fund has no obligations or commitments towards portfolio enterprises or other types of contingent liabilities.

12. Events after the reporting date

No events have occurred after the reporting date, which would materially influence the evaluation of this annual report.

13. Approval of the financial statements for publication

At its Board meeting on 29.01.2018, the General Partner approved the financial statements. The financial statements will be presented to the Fund's Limited Partners for approval at the Annual General Meeting 26.02.2018.