

Vindstød A/S

Inge Lehmanns Gade 10, 8000 Aarhus C

CVR no. 34 04 51 43

Annual report 2020

Approved at the Company's annual general meeting on 13 April 2021

Chairman:



.....
Stig Jonas Stenbeck

Contents

Statement by Management on the annual report	2
Independent auditor's report	3
Financial highlights	5
Key figures	5
The Company's main activities	6
Development in activities and financial affairs	6
Events after reporting date	6
Financial statements 1 January - 31 December	7
Income statement	7
Balance sheet	8
Statement of changes in equity	10
Cash flow statement	11
Notes	12

Statement by Management on the annual report

Today the Board of Directors and the Executive Board have discussed and approved the annual report of Vindstød A/S for the financial year 1 January - 31 December 2020.

The annual report has been prepared in accordance with the Danish Financial Statements Act.

In our opinion, the financial statements give a true and fair view of the Company's financial position at 31 December 2020 and of the results of its operations for the financial year 1 January - 31 December 2020.

Further, in our opinion, the Management's review gives a fair review of the matters discussed in the Management's review.

We recommend that the annual report be approved at the annual general meeting.

Aarhus, 13 April 2021
Executive Board:




Morten Nissen Nielsen

Board of Directors:




Stig Jonas Stenbeck
Chairman



Jacob Nørgaard Andersen



Klaus Jurgen Lindberg



Branislav Slavic



Morten Nissen Nielsen

Independent auditor's report

To the shareholders of Vindstød A/S

Opinion

We have audited the financial statements of Vindstød A/S for the financial year 1 January - 31 December 2020, which comprise income statement, balance sheet, statement of changes in equity, cash flow statement and notes, including accounting policies. The financial statements are prepared in accordance with the Danish Financial Statements Act.

In our opinion, the financial statements give a true and fair view of the financial position of the Company at 31 December 2020, and of the results of the Company's operations and cash flows for the financial year 1 January - 31 December 2020 in accordance with the Danish Financial Statements Act.

Basis for opinion

We conducted our audit in accordance with International Standards on Auditing (ISAs) and additional requirements applicable in Denmark. Our responsibilities under those standards and requirements are further described in the "Auditor's responsibilities for the audit of the financial statements" section of our report. We believe that the audit evidence we have obtained is sufficient and appropriate to provide a basis for our opinion.

Independence

We are independent of the Company in accordance with the International Ethics Standards Board for Accountants' Code of Ethics for Professional Accountants (IESBA Code) and additional requirements applicable in Denmark, and we have fulfilled our other ethical responsibilities in accordance with these rules and requirements.

Management's responsibilities for the financial statements

Management is responsible for the preparation of financial statements that give a true and fair view in accordance with the Danish Financial Statements Act, and for such internal control as Management determines is necessary to enable the preparation of financial statements that are free from material misstatement, whether due to fraud or error.

In preparing the financial statements, Management is responsible for assessing the Company's ability to continue as a going concern, disclosing, as applicable, matters related to going concern and using the going concern basis of accounting in preparing the financial statements unless Management either intends to liquidate the Company or to cease operations, or has no realistic alternative but to do so.

Auditor's responsibilities for the audit of the financial statements

Our objectives are to obtain reasonable assurance as to whether the financial statements as a whole are free from material misstatement, whether due to fraud or error, and to issue an auditor's report that includes our opinion. Reasonable assurance is a high level of assurance, but is not a guarantee that an audit conducted in accordance with ISAs and additional requirements applicable in Denmark will always detect a material misstatement when it exists. Misstatements can arise from fraud or error and are considered material if, individually or in the aggregate, they could reasonably be expected to influence the economic decisions of users taken on the basis of the financial statements.

As part of an audit conducted in accordance with ISAs and additional requirements applicable in Denmark, we exercise professional judgement and maintain professional scepticism throughout the audit. We also:

- ▶ Identify and assess the risks of material misstatement of the financial statements, whether due to fraud or error, design and perform audit procedures responsive to those risks, and obtain audit evidence that is sufficient and appropriate to provide a basis for our opinion. The risk of not detecting a material misstatement resulting from fraud is higher than for one resulting from error as fraud may involve collusion, forgery, intentional omissions, misrepresentations, or the override of internal control.
- ▶ Obtain an understanding of internal control relevant to the audit in order to design audit procedures that are appropriate in the circumstances, but not for the purpose of expressing an opinion on the effectiveness of the Company's internal control.

- ▶ Evaluate the appropriateness of accounting policies used and the reasonableness of accounting estimates and related disclosures made by Management.
- ▶ Conclude on the appropriateness of Management's use of the going concern basis of accounting in preparing the financial statements and, based on the audit evidence obtained, whether a material uncertainty exists related to events or conditions that may cast significant doubt on the Company's ability to continue as a going concern. If we conclude that a material uncertainty exists, we are required to draw attention in our auditor's report to the related disclosures in the financial statements or, if such disclosures are inadequate, to modify our opinion. Our conclusions are based on the audit evidence obtained up to the date of our auditor's report. However, future events or conditions may cause the Company to cease to continue as a going concern.
- ▶ Evaluate the overall presentation, structure and contents of the financial statements, including the note disclosures, and whether the financial statements represent the underlying transactions and events in a manner that gives a true and fair view.

We communicate with those charged with governance regarding, among other matters, the planned scope and timing of the audit and significant audit findings, including any significant deficiencies in internal control that we identify during our audit.

Statement on the Management's review

Management is responsible for the Management's review.


Our opinion on the financial statements does not cover the Management's review, and we do not express any form of assurance conclusion thereon.

In connection with our audit of the financial statements, our responsibility is to read the Management's review and, in doing so, consider whether the Management's review is materially inconsistent with the financial statements or our knowledge obtained during the audit, or otherwise appears to be materially misstated.

Moreover, it is our responsibility to consider whether the Management's review provides the information required under the Danish Financial Statements Act.

Based on the work we have performed, we conclude that the Management's review is in accordance with the financial statements and has been prepared in accordance with the requirements of the Danish Financial Statement Act. We did not identify any material misstatement of the Management's review.

København 13 April 2021
EY Godkendt Revisionspartnerselskab
CVR no. 30 70 02 28



Karsten Bøgel
State Authorised
Public Accountant
mne27849



Ulrik Vangso Ørts
State Authorised
Public Accountant
mne42774

Management's review

Financial highlights

DKKm	2020	2019	2018	2017	2016
Key figures					
Gross margin	45.7	34.2	20.4	17.1	15.5
Operating profit/loss	38.8	28.7	15.9	13.4	13.4
Profit/loss from net financials	-0.3	-0.2	-0.1	-0.1	0
Profit/loss for the year	30,0	22.3	12.2	10.3	10.5
Non-current assets	0.5	0.5	0.6	0.6	0.7
Current assets	330.1	266.2	240.9	181.8	123.7
Total assets	330.6	266.6	241.5	182.4	124.7
Equity	47.7	40.0	30.0	28.0	17.7
Long-term liabilities	0.5	0.1	0	0	0
Short-term liabilities	282.4	226.5	211.5	154.4	107.0
Cash flows from operating activities	31.6	12.9	-0,2	-103.9	90.0
Cash flows from investing activities	0	0	0	0	0
Cash flows from financing activities	-21.9	-12.1	-10,3	0	-0.5
Total cash flows	9.7	0.8	-10.5	-103.9	89.5
Amount relating to investments in property, plant and equipment	0	0	0	0	0
Current ratio	120.5 %	117.5 %	113.9 %	117.8 %	115.9 %
Equity ratio	17.0 %	15.0 %	12.4 %	15.4 %	14.2 %
Return on equity	80.1 %	63.6 %	42.2 %	45.1 %	82.2 %
Average number of full-time employees	14	11	9	7	4

Financial ratios are calculated in accordance with the Danish Finance Society's guidelines. For terms and definitions, please see the accounting policies.

The Company's main activities

The company's purpose is to conduct business with the sale of physical wind turbine power.

Development in activities and financial affairs

This is Vindstøds ninth yearly report.

The gross profit for the year accumulates to 45,707 tDKK compared to 34,244 tDKK prior year. The result before tax accumulates to 38,537 tDKK compared to 28,519 tDKK prior year. The growth in gross profit and result before tax is driven by an increased activity.

The results exceeds the expectations for the year and the management finds the results very satisfying.

During the end of 2019 and throughout 2020 Vindstød has been responsible for the settlement of solar production facilities in Denmark, which has helped improve the innovation in the company.

More than 2,500 Danish windmills contribute with energy production to the clients of Vindstød. Supplementing the climate friendly energy production, the company is also based on a modern IT-platform from EnergyCodes.dk that handles all energy- end client related processes. The objective with the platform is to ensure a customer oriented and price efficient operation.

When Vindstød asks its customers, why they choose Vindstød; two reasons dominate:

- to achieve a lower electricity bill
- to make a climate friendly choice

During the year, Vindstød has continued existing and started new larger IT-projects within the Vattenfall group. This has a positive effect on the operation

Outlook

The management expects a result before tax for 2021 of 33-43 mDKK.

Events after reporting date

No events have occurred after the reporting date that may materially affect the financial position of the company.

Financial statements 1 January - 31 December

Income statement

Note		<u>2020</u>	<u>2019</u>
	Gross margin	45,706,509	34,244,301
2	Staff costs	-6,859,660	-5,471,976
	Amortisation, depreciation and impairment losses	-22,977	-78,600
	Operating profit/loss	38,823,872	28,693,725
	Financial income	75,617	49,250
	Financial expenses	-362,189	-224,261
	Profit/loss before tax	38,537,300	28,518,714
3	Tax for the year	-8,556,792	-6,263,794
	Profit/loss for the year	<u>29,980,508</u>	<u>22,254,920</u>

Financial statements 1 January - 31 December

Balance sheet

Note	2020	2019
ASSETS		
Non-current assets		
Intangible assets		
4 Goodwill	3,000	6,000
	<u>3,000</u>	<u>6,000</u>
5 Property, plant and equipment		
Fixtures and fittings, plant and equipment	0	19,977
	<u>0</u>	<u>19,977</u>
6 Financial assets		
Investments in group entities	432,500	432,500
Other securities and investments	24,206	24,206
	<u>456,706</u>	<u>456,706</u>
Total non-current assets	<u>459,706</u>	<u>482,683</u>
Current assets		
Receivables		
Trade receivables	23,559,682	17,010,859
Receivables from group enterprises	272,714,246	231,075,780
Deferred tax asset	108,086	108,086
Corporation tax receivable	117	117
Other receivables	18,593,786	12,448,836
	<u>314,975,917</u>	<u>260,643,678</u>
Cash	<u>15,168,123</u>	<u>5,508,792</u>
Total current assets	<u>330,144,040</u>	<u>266,152,470</u>
TOTAL ASSETS	<u>330,603,746</u>	<u>266,635,153</u>

Financial statements 1 January - 31 December

Balance sheet

Note	2020	2019
	EQUITY AND LIABILITIES	
	Equity	
7	1,333,333	1,333,333
	354,167	354,167
	16,036,104	16,036,104
	29,980,508	22,254,920
	47,704,112	39,978,524
	Noncurrent liabilities	
	464,086	128,102
	464,086	128,102
	Current liabilities	
	199,485,346	169,095,254
	53,835,531	36,150,013
	0	199,589
	8,589,635	6,183,836
	20,525,036	14,899,835
	282,435,548	226,528,527
	282,899,634	226,656,629
	330,603,746	266,635,153

- 1 Accounting policies
- 8 Related parties
- 9 Contractual obligations and contingencies, etc.

Financial statements 1 January - 31 December

Statement of changes in equity

Note	Share capital	Share pre- mium ac- count	Retained earnings	Dividend proposed for the year	Total
Equity at 1 January 2019	1,333,333	354,167	16,036,104	12,238,673	29,962,277
Distributed dividend	0	0	0	-12,238,673	-12,238,673
Transfer, see "Appropriation of profit/loss"	0	0	0	22,254,920	0
Equity at 1 January 2020	1,333,333	354,167	16,036,104	22,254,920	39,978,524
Distributed dividend	0	0	0	-22,254,920	-22,254,920
10 Transfer, see "Appropriation of profit/loss"	0	0	0	29,980,508	29,980,508
Equity at 31 December 2020	1,333,333	354,167	16,036,104	29,980,508	47,704,112

Financial statements 1 January - 31 December

Cash flow statement

Note	2020	2019
	29,980,508	22,254,920
11 Adjustments for non-cash transactions	8,866,341	6,517,405
12 Changes in working capital	-831,016	-9,075,830
Cash generated from operations before net financials	38,015,833	19,696,495
Interest received	75,617	49,250
Interest paid	-362,190	-224,261
Corporation tax paid	-6,150,993	-6,652,124
Cash flows from operating activities	31,578,267	12,869,360
Raising of loan in the Employees' Fund for Residual Holiday Funds	335,984	128,102
Distributed dividend	-22,254,920	-12,238,673
Cash flows from financing activities	-21,918,936	-12,110,571
Cash flows for the year	9,659,331	758,789
Cash and cash equivalents, beginning of year	5,508,792	4,750,003
Cash and cash equivalents, year end	15,168,123	5,508,792

Financial statements 1 January - 31 December

Notes

1 Accounting policies

The annual report of Vindstød A/S for 2020 has been prepared in accordance with the provisions in the Danish Financial Statements Act applying to medium reporting class C entities.

The financial statements have been prepared in accordance with the same accounting policies as last year.

Foreign currency translation

On initial recognition, transactions denominated in foreign currencies are translated at the exchange rates at the transaction date. Foreign exchange differences arising between the exchange rate at the transaction date and the rate at the date of payment are recognised in the income statement as financial income or financial expenses.

Receivables and payables and other monetary items denominated in foreign currencies are translated at closing rates. The difference between the exchange rates at the balance sheet date and the date at which the receivable or payable arose or was recognised in the latest financial statements is recognised in the income statement as financial income or financial expenses.

Income statement

Gross margin

Gross margin comprise revenue, cost of sales and other external expenses.

Revenue

Revenue comprising sale of electricity and is recognized in revenue when transfer and risks to the buyer has taken place. Revenue is measured at fair value of the agreed consideration exclusive of VAT and taxes charged on behalf of third parties. All discounts and rebates granted are recognised in revenue.

Cost of sales

Cost of sales comprises the cost of sales in the interim period measured at historical cost.

Other external expenses

Other external expenses comprise expenses relating to distribution, sale, advertising, administration, premises, bad debts, operating leases, etc.

Staff costs

Staff costs comprise wages and salaries, including holiday allowance and pensions, and other social security costs, etc., for the Company's employees. Refunds received from public authorities are deducted from staff costs.

Amortisation, depreciation and impairment losses

Amortisation/depreciation and impairment of goodwill and property, plant and equipment consists of the fiscal year's depreciations and impairments respectively calculated from the residual values and usage time for each assets and completed impairment tests and gains and losses on the sale of goodwill and property, plant and equipment.

Financial statements 1 January - 31 December

Notes

1 Accounting policies (continued)

Financial income and expenses

Financial income and expenses comprise interest income and expense, charges in respect of finance leases, realised and unrealised gains and losses on securities, payables and transactions denominated in foreign currencies, amortisation of financial assets and liabilities as well as surcharges and refunds under the on-account tax scheme, etc.

Dividend from investments in group entities is recognised in the income statement in the financial year when the dividend is declared.

Tax for the year

The Company is subject to the Danish rules on compulsory joint taxation with the Danish companies subject to control by Vattenfall AB.

The Danish income tax charge is allocated between profit making and loss making Danish entities in proportion to their taxable income (full absorption).

Tax for the year comprises current tax for the year and changes in deferred tax. The tax expense relating to the profit/loss for the year is recognised in the income statement, and the tax expense relating to amounts directly recognised in equity is recognised directly in equity.

Balance sheet

Intangible assets

On initial recognition, intangible assets are measured at cost.

Acquired goodwill is subsequently measured at cost less accumulated amortisation. Goodwill is amortised on a straight-line basis over the estimated useful life, which is 5 years.

Property, plant and equipment

On initial recognition, property, plant and equipment are measured at cost.

Fixtures and fittings, tools and equipment are subsequently measured at cost less accumulated depreciation. Land is not depreciated.

The basis of depreciation is cost less expected residual value at the end of the useful life.

Cost comprises the purchase price and any costs directly attributable to the acquisition until the date when the asset is available for use.

Where individual components of an item of property, plant and equipment have different useful lives, they are accounted for as separate items, which are depreciated separately.

The basis of depreciation, which is calculated as cost less any residual value, is depreciated on a straight-line basis over the expected useful life. The expected useful lives of the assets are as follows:

Fixtures and fittings, plant and equipment 5 years

The basis of depreciation is based on the residual value of the asset and is reduced by impairment losses, if any. The depreciation period and the residual value are determined at the time of acquisition and are reassessed every year. Where the residual value exceeds the carrying amount of the asset, no further depreciation charges are recognised.

In case of changes in the amortisation period or the residual value, the effect on the depreciation charges is recognised prospectively as a change in accounting estimates.

Financial statements 1 January - 31 December

Notes

1 Accounting policies (continued)

Gains and losses on the disposal of items of property, plant and equipment are calculated as the difference between the selling price less costs to sell and the carrying amount at the date of disposal. The gains or losses are recognised in the income statement as other operating income or other operating expenses, respectively.

Investments in group entities

Investments in group entities is measured at cost. The investments are impaired to recoverable amount if this is lower than the accounting value.

Other securities and investments

Other securities and investments, recognised under "Non-current assets", comprise unlisted securities measured at fair value.

Impairment of non-current assets

The carrying amount of intangible assets and property, plant and equipment is tested annually for evidence of impairment other than the decrease in value reflected by amortisation/depreciation.

Impairment tests are conducted on individual assets or groups of assets when there is evidence of impairment. Assets are written down to the lower of the carrying amount and the recoverable amount.

The recoverable amount is the higher of the net selling price of an asset and its value in use. The value in use is calculated as the net present value of the expected net cash flows from the use of the asset or the group of assets and the expected net cash flows from the disposal of the asset or the group of assets after the end of the useful life.

Previously recognised impairment losses are reversed when the reason for recognition no longer exists.

Receivables

Receivables are measured at amortised cost.

An impairment loss is recognised if there is objective evidence that a receivable or a group of receivables is impaired. If there is objective evidence that an individual receivable has been impaired, an impairment loss is recognised on an individual basis.

Receivables in respect of which there is no objective evidence of individual impairment are assessed for objective evidence of impairment on a portfolio basis. The portfolios are primarily based on the country of domicile and credit ratings of the debtors in accordance with the Group's credit risk management policy. The objective evidence applied to portfolios is determined based on historical loss experience.

Impairment losses are calculated as the difference between the carrying amount of the receivables and the net present value of the expected cash flows, including the realisable value of any collateral received. The effective interest rate for the individual receivable or portfolio is used as discount rate.

Cash

Cash comprise cash holdings and bank deposits.

Financial statements 1 January - 31 December

Notes

1 Accounting policies (continued)

Equity

Dividend

Dividend proposed for the year is recognised as a liability at the date when they are adopted at the annual general meeting (declaration date). Dividend expected to be distributed for the financial year is presented as a separate line item under "Equity".

Income tax and deferred tax

Current tax payables and receivables are recognised in the balance sheet as tax computed on the taxable income for the year, adjusted for tax on prior-year taxable income and tax paid on account.

Deferred tax is measured using the balance sheet liability method on all temporary differences between the carrying amount and the tax base of assets and liabilities. Where alternative tax rules can be applied to determine the tax base, deferred tax is measured based on Management's intended use of the asset or settlement of the liability, respectively.

Deferred tax assets, including the tax value of tax loss carry-forwards, are recognised at the expected value of their utilisation; either as a set-off against tax on future income or as a set-off against deferred tax liabilities in the same legal tax entity and jurisdiction.

Adjustment is made to deferred tax resulting from elimination of unrealised intra-group profits and losses.

Deferred tax is measured according to the tax rules and at the tax rates applicable in the respective countries at the balance sheet date when the deferred tax is expected to crystallise as current tax.

Prepayments received from customers.

Prepayments from customers comprise amounts received in advance.

Liabilities

Financial liabilities are recognised at the date of borrowing at the net proceeds received less transaction costs paid. On subsequent recognition, financial liabilities are measured at amortised cost, corresponding to the capitalised value, using the effective interest rate. Accordingly, the difference between the proceeds and the nominal value is recognised in the income statement over the term of the loan.

Financial liabilities also include the capitalised residual lease liability in respect of finance leases.

Other liabilities are measured at net realisable value.

Financial statements 1 January - 31 December

Notes

1 Accounting policies (continued)

Cash flow statement

The cash flow statement shows the Company's cash flows from operating, investing and financing activities for the year, the year's changes in cash and cash equivalents as well as the Company's cash and cash equivalents at the beginning and end of the year.

Cash flows from operating activities

Cash flows from operating activities are calculated as the profit/loss for the year adjusted for non-cash operating items, changes in working capital and corporation tax paid.

Cash flows from investing activities

Cash flow from investing activities comprise payments in connection with acquisitions and disposals of entities, activities and intangible assets, property, plant and equipment and investments.

Cash flows from financing activities

Cash flows from financing activities comprise changes in the size or composition of the Company's share capital and related costs as well as the raising of loans, repayment of interest-bearing debt and payment of dividends to shareholders.

Cash and cash equivalents

Cash and cash equivalents comprise cash and short-term marketable securities with a term of three months or less that are subject to only minor risks or changes in value.

Cash flow statement

Financial ratios are calculated in accordance with the Danish Finance Society's guidelines.

The financial ratios stated under "Financial highlights" have been calculated as follows:

Current ratio	$\frac{\text{Current assets} \times 100}{\text{Current liabilities}}$
Equity ratio	$\frac{\text{Equity at year end} \times 100}{\text{Total equity and liabilities at year end}}$
Return on equity	$\frac{\text{Profit/loss after tax} \times 100}{\text{Average equity}}$

Financial statements 1 January - 31 December

Notes

	<u>2020</u>	<u>2019</u>
2 Staff costs		
Wages and salaries	6,542,719	5,225,461
Other social security costs	103,990	92,929
Other staff costs	212,948	153,586
	<u>6,859,657</u>	<u>5,471,976</u>
Average number of full-time employees	<u>14</u>	<u>11</u>

By reference to section 98b(3), (ii), of the Danish Financial Statements Act, remuneration to Management is not disclosed.

	<u>2020</u>	<u>2019</u>
3 Tax for the year		
Current tax for the year	8,673,401	6,183,836
Adjustment of the deferred tax charge for the year	-116,609	145,662
Adjustments regarding previous years	0	-65,704
	<u>8,556,792</u>	<u>6,263,794</u>

	<u>Goodwill</u>
4 Intangible assets	
Cost at 1 January 2020	15,000
Cost at 31 December 2020	15,000
Depreciation and impairment losses at 1 January 2020	-9,000
Amortisation	-3,000
Depreciation and impairment losses at 31 December 2020	-12,000
Carrying amount at 31 December 2020	<u>3,000</u>

Financial statements 1 January - 31 December

Notes

5 Property, plant and equipment

	Other fixtures and fittings, plant and equipment
Cost at 1 January 2020	384,596
Cost at 31 December 2020	384,596
Depreciation and impairment losses at 1 January 2020 Amortisation	-364,618 -19,977
Depreciation and impairment losses at 31 December 2020	-384,596
Carrying amount at 31 December 2020	0

6 Financial assets

	Investments in group entities	Other securities and investments
Cost at 1 January 2020	432,500	24,206
Cost at 31 December 2020	432,500	24,206
Value adjustments at 1 January 2020	0	0
Value adjustments at 31 December 2020	0	0
Carrying amount at 31 December 2020	432,500	24,206

Financial statements 1 January - 31 December

Notes

7 Share capital

The share capital comprises 1,333,333 shares of DKK 1.00 nominal value each. All shares rank equally. The Company's share capital has remained DKK 1,333,333 in the past 5 years.

8 Related parties

Vindstød A/S' related parties comprise the following:

Parties exercising control and issuer of consolidated financial statements

<u>Related party</u>	<u>Domicile</u>	<u>Basis for control</u>
Vattenfall AB	Stockholm, Sweden	Ultimate Parent

Subsidiaries

<u>Subsidiary:</u>	<u>Headquarter</u>	<u>Legal form</u>	<u>Ownership</u>	<u>Equity</u>	<u>Profit/Loss</u>
Energycodes.dk ApS	Aarhus	ApS	100.00	192,550	-211,808

The Company solely discloses related party transactions that have not been carried out on an arm's length basis, cf. section 98c(7) of the Danish Financial Statements Act.

All transactions have been carried out on an arm's length basis.

9 Contractual obligations and contingencies, etc.

Contingent liabilities

The Company has signed lease agreements.

The leases can be cancelled with a 3 and 6-month notice and the total liability is DKK 187 thousand.

The Company is taxed with the other Danish group entities. The Company is jointly and severally liable with the other jointly taxed companies for the total income tax and must comply with any obligations to withhold tax at source on interest, royalties and dividends for the jointly taxed companies.

The Company is jointly taxed with Vattenfall.

Financial statements 1 January - 31 December

Notes

	<u>2020</u>	<u>2019</u>
10 Distribution of profit/loss		
Proposed distribution of profit/loss		
Proposed dividend	29,980,508	22,254,920
	<u>29,980,508</u>	<u>22,254,920</u>
11 Adjustments for non-cash transactions		
Depreciation/amortisation and impairment	22,977	78,600
Financial income	-75,617	-49,250
Financial expenses	362,189	224,261
Tax for the year	8,556,792	6,263,794
	<u>8,866,341</u>	<u>6,517,405</u>
12 Changes in working capital		
Changes in receivables	-54,332,239	-24,479,129
Changes in prepayments and trade and other payables	53,501,223	15,243,383
	<u>-831,016</u>	<u>-9,235,746</u>