

MoMa Advisors A/S

Flæsketorvet 68, 1., 1711 København V

Registration no. 33 76 34 92

FT no. 23077

Annual report 2017

Approved at the Company's annual general meeting on 20 April 2018

Chairman: Birger Durhuus

A handwritten signature in blue ink, appearing to be 'Birger Durhuus', written over a horizontal dotted line.

Contents

Statement by the Board of Directors and the Executive Board	2
Independent auditor's report	3
Management's review	5
Company details	5
Operating review	6
Financial statements 1 January – 31 December	8
Income statement and statement of comprehensive income	8
Balance sheet	9
Statement of changes in equity	10
Notes to the financial statements	11

Statement by the Board of Directors and the Executive Board

The Board of Directors and the Executive Board have today discussed and approved the annual report of MoMa Advisors A/S for the financial year 1 January – 31 December 2017.

The annual report has been prepared in accordance with the Danish Alternative Investment Fund Managers Act.


In our opinion, the financial statements give a true and fair view of the Company's financial position at 31 December 2017 and of the results of its operations for the financial year 1 January – 31 December 2017.

Further, in our opinion, the Management's review includes a fair review of the developments in the Company's activities and financial matters and describes the most significant risks and uncertainty factors that may affect the Company.

We recommend that the annual report be approved at the annual general meeting.

Copenhagen, 20 April 2018

Executive Board:



Birger Durhuus
Managing director

Board of Directors:



Kim Esben Sterilid Højbye
Chairman



Johan Peter-Henrik Tesdorf



Morten Bank Mathiesen

Independent auditor's report

To the shareholder of MoMa Advisors A/S

Opinion

We have audited the financial statements of MoMa Advisors A/S for the financial year 1 January – 31 December 2017, which comprise income statement, balance sheet, statement of changes in equity and notes, including accounting policies.

The financial statements are prepared in accordance with the Danish Alternative Investment Fund Managers Act.

In our opinion, the financial statements give a true and fair view of the financial position of the Company at 31 December 2017 and of the results of the Company's operations for the financial year 1 January – 31 December 2017 in accordance with the Danish Alternative Investment Fund Managers Act.

Basis for opinion

We conducted our audit in accordance with International Standards on Auditing (ISAs) and additional requirements applicable in Denmark. Our responsibilities under those standards and requirements are further described in the "Auditor's responsibilities for the audit of the financial statements" section of our report. We believe that the audit evidence we have obtained is sufficient and appropriate to provide a basis for our opinion.

Independence

We are independent of the Company in accordance with the International Ethics Standards Board for Accountants' Code of Ethics for Professional Accountants (IESBA Code) and additional requirements applicable in Denmark, and we have fulfilled our other ethical responsibilities in accordance with these rules and requirements.

Management's responsibilities for the financial statements

Management is responsible for the preparation of financial statements that give a true and fair view in accordance with the Danish Alternative Investment Fund Managers Act the Executive Order on General Requirements for Annual Reports and Auditing of Alternative Investment Fund Managers as well as the Executive Order on Financial Reporting by Credit Institutions and Investment Companies, etc. and for such internal control as Management determines is necessary to enable the preparation of financial statements that are free from material misstatement, whether due to fraud or error.

In preparing the financial statements, Management is responsible for assessing the Company's ability to continue as a going concern, disclosing, as applicable, matters related to going concern and using the going concern basis of accounting in preparing the financial statements unless Management either intends to liquidate the Company or to cease operations, or has no realistic alternative but to do so.

Auditor's responsibilities for the audit of the financial statements

Our objectives are to obtain reasonable assurance as to whether the financial statements as a whole are free from material misstatement, whether due to fraud or error, and to issue an auditor's report that includes our opinion. Reasonable assurance is a high level of assurance, but is not a guarantee that an audit conducted in accordance with ISAs and additional requirements applicable in Denmark will always detect a material misstatement when it exists. Misstatements can arise from fraud or error and are considered material if, individually or in the aggregate, they could reasonably be expected to influence the economic decisions of users taken on the basis of the financial statements.

Independent auditor's report

As part of an audit conducted in accordance with ISAs and additional requirements applicable in Denmark, we exercise professional judgement and maintain professional scepticism throughout the audit. We also:

- ▶ Identify and assess the risks of material misstatement of the financial statements, whether due to fraud or error, design and perform audit procedures responsive to those risks and obtain audit evidence that is sufficient and appropriate to provide a basis for our opinion. The risk of not detecting a material misstatement resulting from fraud is higher than for one resulting from error, as fraud may involve collusion, forgery, intentional omissions, misrepresentations or the override of internal control.
- ▶ Obtain an understanding of internal control relevant to the audit in order to design audit procedures that are appropriate in the circumstances, but not for the purpose of expressing an opinion on the effectiveness of the Company's internal control.
- ▶ Evaluate the appropriateness of accounting policies used and the reasonableness of accounting estimates and related disclosures made by Management.
- ▶ Conclude on the appropriateness of Management's use of the going concern basis of accounting in preparing the financial statements and, based on the audit evidence obtained, whether a material uncertainty exists related to events or conditions that may cast significant doubt on the Company's ability to continue as a going concern. If we conclude that a material uncertainty exists, we are required to draw attention in our auditor's report to the related disclosures in the financial statements or, if such disclosures are inadequate, to modify our opinion. Our conclusions are based on the audit evidence obtained up to the date of our auditor's report. However, future events or conditions may cause the Company to cease to continue as a going concern.
- ▶ Evaluate the overall presentation, structure and contents of the financial statements, including the note disclosures, and whether the financial statements represent the underlying transactions and events in a manner that gives a true and fair view.

We communicate with those charged with governance regarding, among other matters, the planned scope and timing of the audit and significant audit findings, including any significant deficiencies in internal control that we identify during our audit.

Statement on the Management's review

Management is responsible for the Management's review.

Our opinion on the financial statements does not cover the Management's review, and we do not express any form of assurance conclusion thereon.


In connection with our audit of the financial statements, our responsibility is to read the Management's review and, in doing so, consider whether the Management's review is materially inconsistent with the financial statements or our knowledge obtained during the audit, or otherwise appears to be materially misstated.


Moreover, it is our responsibility to consider whether the Management's review provides the information required under the Danish Alternative Investment Fund Managers Act.

Based on the work we have performed, we conclude that the Management's review is in accordance with the financial statements and has been prepared in accordance with the requirements of the Danish Alternative Investment Fund Managers Act.

We did not identify any material misstatement of the Management's review.

Copenhagen, 20 April 2018
ERNST & YOUNG
Godkendt Revisionspartnerselskab
CVR no. 30 70 02 28


Lars Rhod Søndergaard
State Authorised
Public Accountant
MNE no.: mne28632


Rasmus Børtsen
State Authorised
Public Accountant
MNE no.: mne35461

Management's review

Company details

Name	MoMa Advisors A/S
Address, zip code, city	Flæsketorvet 68, 1., 1711 København V
Registration no.	33 76 34 92
FT no.	23077
Established	20 June 2011
Registered office	Copenhagen
Financial year	1 January – 31 December
Executive Board	Birger Durhuus
Board of Directors	Kim Esben Stenild Højbye, Chairman Johan Peter-Henrik Tesdorpf Morten Bank Mathiesen
Auditors	Ernst & Young Godkendt Revisionspartnerselskab Osvold Helmuhs Vej 4 P.O. Box 250 2000 Frederiksberg Denmark

Management's review

Operating review

Principal activities of the company

MoMa Advisors A/S is a fund manager and is licensed by the Danish Financial Supervisory Authority to operate as fund manager in accordance with the Danish Alternative Investment Fund Managers, etc.

MoMa Advisors A/S is fund manager for Asgaard Fund ICAV. The fund is subject to the Danish Alternative Investment Fund Managers Act.

Performance in the financial year

In 2017, MoMa Advisors A/S has as fund manager and investment manager participated in the successful execution of investment strategies and contributed further to the continued development of the portfolio.

Development in financial matters

In 2017, MoMa Advisors A/S realised a profit of DKK 59,726 thousand (2016: profit of DKK 50,747 thousand), which is in line with Management's expectations.

At 31 December 2017, the equity amounted to DKK 15,474 thousand (31 December 2016: DKK 63,748 thousand) of total assets of DKK 40,512 thousand (31 December 2016: DKK 81,213 thousand), and the Company's equity ratio was 38% (2016: 78%). Dividend paid out during 2017 has been DKK 108 million. Proposed dividends for the year amount to DKK 0 thousand (2016: DKK 51,748 thousand).

Outlook

Expectations for 2018 are positive but lower than the 2017 result.

Particular risks

MoMa Advisors A/S' management fee income from investment funds under management is calculated as a percentage of committed capital in the individual investment funds during the investment period and as a performance related fee based on the financial performance in the funds.

Accordingly, the income of the Company is dependent on the number, size and classification of investment funds under management.

The Company is dependent on a number of key employees. The Company seeks to retain the key employees by offering a challenging working environment, a competitive salary and incentive schemes to reward special efforts.

Financial risks, etc. are further described in note 12 to the financial statements.

Management discusses and monitors the financial position of the Company and relevant risks as a whole on an ongoing basis.

Management remuneration

MoMa Advisors A/S' remuneration policy aims at attracting, retaining, developing and rewarding employees who contribute to the profitable growth of the Company. The policy ensures that remuneration is credible, effective and fair, that the ratio of fixed and variable pay is adequate, proportional and balanced and that the overall remuneration is aligned with sound and efficient risk management principles and does not encourage excessive risk-taking.

Remuneration of Management during 2017 as well as details on the remuneration policy are disclosed in note 4 to the financial statements.

Management's review

Operating review

Intellectual capital

MoMa Advisors A/S employed eight people at 31 December 2017 (2016: 6 people).

The Company is dependent on its ability to continually attract and retain key investment professionals to service investment funds under management and to comply with existing agreements as well as to attract investors to raise new investment funds from time to time.

As described above, it is the Company's policy to maintain a competitive remuneration policy and to develop and reward the employees who contribute to the profitable growth of MoMa Advisors A/S, while maintaining and promoting sound and effective risk management and avoid excessive risk-taking.

Events after the balance sheet date

No events have occurred after the balance sheet date that may materially affect the assessment of the annual report.

Other management assignments of the Board of Directors and Executive Board

Other management assignments of the Board of Directors and the Executive Board are listed in the back of the Annual report, pages 18-19.

Financial statements 1 January – 31 December

Income statement and statement of comprehensive income

Income statement

Note	DKK'000	2017	2016
2	Fee and commission income	94,930	89,054
3	Other external administrative expenses	-3,266	-2,739
4	Staff costs	-15,011	-21,667
	Total staff costs and administrative expenses	-18,277	-24,406
5	Depreciation of property, plant and equipment	-19	-25
	Profit before financial items	76,634	64,623
6	Financial income	119	579
7	Financial expenses	-152	-107
	Profit before tax	76,601	65,095
8	Tax on profit for the year	-16,875	-14,348
	Profit for the year	59,726	50,747

Recommended appropriation of profit

Extraordinary dividends	56,252	0
Proposed dividends	0	51,748
Retained earnings	3,474	-1,001
	59,726	50,747

Statement of comprehensive income

Profit for the year	59,726	50,747
Other comprehensive income	0	0
Total comprehensive income for the year	59,726	50,747

Financial statements 1 January – 31 December

Balance sheet

Note	DKK'000	31/12 2017	31/12 2016
	ASSETS		
5	Property, plant and equipment		
	Fixtures and fittings, other plant and equipment	19	38
		<u>19</u>	<u>38</u>
	Receivables		
9	Receivables from investment funds under management	13,676	23,765
	Bonds	10,302	0
	Other receivables	9,977	4,857
	Prepayments	20	20
		<u>33,975</u>	<u>28,642</u>
10	Cash at hand and in bank	6,518	52,533
	TOTAL ASSETS	<u>40,512</u>	<u>81,213</u>
	EQUITY AND LIABILITIES		
	Equity		
	Share capital	500	500
	Retained earnings	14,974	11,500
	Proposed dividends	0	51,748
	Total equity	<u>15,474</u>	<u>63,748</u>
	Provisions		
	Deferred tax	1	2
		<u>1</u>	<u>2</u>
	Liabilities		
	Current liabilities		
11	Other payables	8,162	3,113
	Current tax liabilities	16,875	14,350
	Total liabilities	<u>25,037</u>	<u>17,463</u>
	TOTAL EQUITY AND LIABILITIES	<u>40,512</u>	<u>81,213</u>

- 1 Accounting policies
- 12 Financial risks
- 13 Contingencies, etc.
- 14 Related parties
- 15 Financial highlights (5-year overview)

Financial statements 1 January – 31 December

Statement of changes in equity

DKK'000	Share capital	Retained earnings	Proposed dividends	Total
Equity 1 January 2016	500	12,501	25,000	38,001
Dividends paid during the year	0	0	-25,000	-25,000
Transferred, cf. profit appropriation	0	-1,001	51,748	50,747
Other comprehensive income	0	0	0	0
Equity 1 January 2017	500	11,500	51,748	63,748
Dividends paid during the year	0	0	-108,000	-108,000
Transferred, cf. profit appropriation	0	3,474	56,252	59,726
Other comprehensive income	0	0	0	0
Equity 31 December 2017	500	14,974	0	15,474

The share capital comprises 500 shares of DKK 1,000 each and has remained unchanged for the past five years.

Financial statements 1 January – 31 December

Notes to the financial statements

1 Accounting policies

The annual report of MoMa Advisors A/S for 2017 has been prepared in accordance with the Danish Alternative Investment Fund Managers Act, the Executive Order on General Requirements for Annual Reports and Auditing of Alternative Investment Fund Managers as well as the Executive Order on Financial Reporting by Credit Institutions and Investment Companies, etc.

Accounting policies are the same as last year.

Foreign currency translation

Transactions denominated in foreign currencies are translated at the exchange rates at the transaction date. Foreign exchange differences arising between the exchange rate at the transaction date and at the date of payment are recognised in the income statement as financial income or financial expenses.

Receivables, payables, and other monetary items denominated in foreign currencies are translated at the closing rates. The difference between the exchange rates at the balance sheet date and the date at which the receivable or payable arose is recognised in the income statement as financial income or financial expenses.

Income statement

Fee and commission income

Fee and commission income received includes management fee income, which is accrued over the earnings period and fees for advisory provided.

Other external administrative expenses

Other external expenses include the year's expenses relating to the entity's core activities, including expenses relating to administration etc.

Staff costs

Staff costs include wages and salaries, including compensated absence and pension to the Company's employees, as well as other social security contributions, etc. The item is net of refunds from public authorities.

Depreciation

The item comprises amortisation/depreciation and impairment of property, plant and equipment.

Financial income and expenses

Financial income and expenses comprise interest income and expense, realised and unrealised exchange gains and losses on payables and transactions denominated in foreign currencies as well as surcharges and refunds under the on-account tax scheme, etc.

Tax on profit for the year

The Company is jointly taxed with the Parent Company, Morten Mathiesen Holding ApS, and other Danish group companies. Tax for the year comprises current tax for the year (joint taxation contributions) and changes in deferred tax. The tax expense relating to the profit/loss for the year is recognised in the income statement.

Surcharges, premiums and refunds in relation to the tax payment are included in financial income and expenses.

Financial statements 1 January – 31 December

Notes to the financial statements

Balance sheet

Property, plant and equipment

Fixtures and fittings, other plant and equipment are measured at cost less accumulated depreciation.

The basis of depreciation is cost less any estimated residual value at the end of the useful life.

Cost comprises the purchase price and any costs directly attributable to the acquisition until the date when the asset is available for use.

Depreciation is provided on a straight-line basis over the expected useful lives of the assets. The expected useful lives are as follows:

Fixtures and fittings, other plant and equipment	3 years
Leasehold improvements	3 years

Write-down of property, plant and equipment is made to the recoverable amount if this is lower than the carrying amount.

Fixtures and fittings, other plant and equipment as well as leasehold improvements are determined as the difference between the selling price less selling costs and the carrying amount at the date of disposal.

Bonds

Bonds are measured at market value on the date of the balance sheet.

Receivables

Receivables are measured at amortised cost.

An impairment loss is recognised if there is objective evidence that a receivable or a group of receivables are impaired. If there is objective evidence that an individual receivable has been impaired, an impairment loss is recognised on an individual basis.

Prepayments

Prepayments comprise expenses incurred concerning subsequent financial years.

Dividends

Proposed dividends are recognised as a liability at the date when they are adopted at the annual general meeting (declaration date). The expected dividend payment for the year is disclosed as a separate item under equity.

Liabilities

Financial liabilities are recognised on the raising of the loan at the proceeds received net of transaction costs incurred. Interest-bearing debt is subsequently measured at amortised cost, using the effective interest rate method.

Other liabilities are measured at net realisable value.

Corporation tax and deferred tax

Current tax payable and receivable is recognised in the balance sheet as tax computed on the taxable income for the year, adjusted for tax on the taxable income of prior years and for tax paid on account. Payable and receivable joint taxation contributions are recognised in the balance sheet under balances with group companies. Deferred tax is recognised using the current tax rate on all temporary differences between the carrying amount and the tax value of assets and liabilities. Deferred tax assets are recognised if they can in all probability be utilised.

Financial statements 1 January – 31 December

Notes to the financial statements

DKK'000	2017	2016
2 Fee and commission income		
Asgaard Fund ICAV, subject to the Danish Alternative Investment Fund Managers Act.	8,304	2,070
Plinius Capital, not subject to the Danish Alternative Investment Fund Managers Act.	86,626	86,984
	<u>94,930</u>	<u>89,054</u>
3 Other external administrative expenses		
The Company has not paid any fees to depositaries. All fees to depositaries are paid directly from the individual funds.		
Fees paid to independent auditor appointed at the annual general meeting:		
Fee regarding statutory audit	57	50
Tax/VAT advisory services	285	5
Other non-audit services	215	40
Total fees	<u>557</u>	<u>95</u>
4 Staff costs		
DKK'000	2017	2016
Wages and salaries	14,409	21,053
Pensions	372	351
Other social security costs	50	41
Other staff costs	180	222
	<u>15,011</u>	<u>21,667</u>
Average number of full-time employees	<u>7</u>	<u>6</u>
Management remuneration included in staff costs, total	<u>1,647</u>	<u>3,757</u>
<i>Executive Board:</i>		
Fixed salary		
(including pensions of DKK 0 thousand (2016: DKK 0 thousand))	1,647	1,090
Variable salary	0	2,667
Total salary expensed	<u>1,647</u>	<u>3,757</u>
<i>Board of Directors (3 members listed below):</i>		
Fixed salary	25	25
Variable salary	0	0
Total salary expensed	<u>25</u>	<u>25</u>

Financial statements 1 January – 31 December

Notes to the financial statements

DKK'000	2017	2016
<i>By individual member of the Board of Directors:</i>		
Kim Esben Stenild Højbye, Chairman	25	25
Morten Mathiesen	0	0
Johan Peter-Henrik Tesdorpf	0	0

Remuneration expensed in 2017 to other significant risk takers than members of the Executive Board amounted to DKK 8,231 thousand (2016: DKK 10,383 thousand). The remuneration includes fixed salary expensed of DKK 6,152 thousand (2016: DKK 3,171 thousand) and variable salary expensed of 2,079 thousand (2016: DKK 7,212 thousand).

Remuneration policy

MoMa Advisors A/S' remuneration policy aims at attracting, retaining, developing and rewarding employees who contribute to the profitable growth of the Company. The policy ensures that remuneration is credible, effective and fair, that the ratio of fixed and variable salary is adequate, proportional and balanced and that the overall remuneration is aligned with sound and efficient risk management principles and does not encourage excessive risk-taking. The policy has not been changed during the year.

Members of the Board of Directors are compensated individually and on a fixed salary basis only.

All other employees are compensated individually and primarily on a fixed salary basis, but may in addition hereto receive a component of cash based variable salary based on the remuneration policy. A bonus model applies for the investment team, which is designed to create coherence between the investor's long-term perspective and the performance of the individual employees.

5 Property, plant and equipment

DKK'000	Fixtures and fittings, other plant and equipment	Total
Cost at 1 January 2017	38	38
Additions	0	0
Cost at 31 December 2017	38	38
Depreciation and impairment losses at 1 January 2017	0	0
Depreciation	19	19
Depreciation and impairment losses at 31 December 2017	19	19
Carrying amount at 31 December 2017	19	19

DKK'000	2017	2016
6 Financial income		
Other financial income	119	579
	119	579
7 Financial expenses		
Other financial expenses	152	107
	152	107

Financial statements 1 January – 31 December

Notes to the financial statements

DKK'000	2017	2016
8 Tax on profit for the year		
Calculated tax on the taxable income for the year (joint taxation contribution payable)	16,876	14,350
Adjustment of deferred tax	-1	-2
	<u>16,875</u>	<u>14,348</u>
Tax on the profit for the year is specified as follows:		
22% tax on the profit for the year before tax	16,852	14,321
The tax effect of:		
Other non-deductible costs	23	27
	<u>16,875</u>	<u>14,348</u>
Effective tax rate	<u>22.0%</u>	<u>22.0%</u>
Deferred tax relates to:		
Prepayments	4	4
Property, plant and equipment	-3	-2
	<u>-3</u>	<u>-2</u>
9 Receivables from investment funds under management		
Asgaard Fund ICAV, subject to the Danish Alternative Investment Fund Managers Act.	5,609	1,548
Plinius Capital, not subject to the Danish Alternative Investment Fund Managers Act.	8,067	22,217
	<u>13,676</u>	<u>23,765</u>
10 Cash at hand and in bank		
Cash deposits with banks	6,518	52,533
	<u>6,518</u>	<u>52,533</u>
11 Other payables		
Other payables	8,162	3,113
	<u>8,162</u>	<u>3,113</u>

Financial statements 1 January – 31 December

Notes to the financial statements

12 Financial risks, etc.

The Board of Directors has provided guidelines in respect of the types of risk that the Company may be exposed to. These guidelines include identification, management, controlling and reporting of risks. A number of routines and business procedures supports the guidelines. Moreover, Management has formulated policies relating to market risks, liquidity, credit risks, insurance risks, and operational risks. Together with the policies, the guidelines and procedures constitute the Company's overall risk policy. The risk policy ensures that the Company's capital and capital ratio requirements always comply with statutory requirements and identified risks.

Management discusses and monitors the financial position of the Company and relevant risks as a whole on an ongoing basis.

The Company's liquidity must always be sufficient. Liquidity risk is generally considered insignificant due to excess liquidity.

Interest rate risk is considered minimal due to the current low interest rate environment and the Company's policy to place excess liquidity on short-term cash deposits with banks or short-term bonds.

The Company is not exposed to significant currency risks, as all management fee agreements are denominated in EUR and the cost base is primarily settled in DKK. Credit risk on cash deposits with banks are mitigated by only allowing deposits with SIFI Institutions. Credit risk related to receivables from investment funds under management and related entities is monitored on an ongoing basis and considered limited.

Operational risks

MoMa Advisors A/S' management fee income from investment funds under management is calculated as a percentage of committed capital in the individual investment funds during the investment period and as a percentage of unrealised investments and any retained capital commitments during the realisation period. Accordingly, the income of the Company is dependent on the number, size and classification of investment funds under management as well as the Company's ability to attract investors to raise new investment funds from time to time as the current investment funds are being invested and realised.

13 Contingencies, etc.

The Company is jointly taxed with the Danish subsidiaries and the Parent Company. As a wholly owned subsidiary, the Company is unlimited and severally liable with the other companies in the joint taxation regarding payment of Danish corporation taxes.

14 Related party disclosures

The Company is a partially-owned subsidiary by 85% of Morten Mathiesen Holding ApS, Sdr. Jagtvej 8 A, DK-2970 Hørsholm (registration no, 28 32 25 85), which is owned by the partner of MoMa Advisors A/S.

Related parties comprise the Company's and the Parent Company's shareholders, Board of Directors and Executive Board. Related parties also comprise companies in which the people mentioned hold significant interests.

Transactions with related parties

Remuneration of Management during the year is disclosed in note 4.

Joint taxation contribution payable to the Parent Company is disclosed in note 8.

Transactions with investment funds under management and related entities

Management fees received from investment funds under management are disclosed in note 2.

Receivables from investment funds under management are disclosed separately in the balance sheet and in note 9.

Financial statements for the period 1 January – 31 December

Notes to the financial statements

15 Financial highlights (5-year overview)

Ratios and key figures

DKK thousand	2017	2016	2015	2014	2013
Key figures					
Fee and commission income	94,930	89,054	42,761	36,867	86,191
Total staff costs and administrative expenses	-15,011	24,406	9,922	7,365	10,747
Profit before financial items	76,634	64,623	32,814	29,502	75,429
Profit before tax	76,601	65,095	33,690	29,470	75,417
Profit for the year	59,726	50,747	25,752	22,235	56,592
Equity	15,474	63,748	38,001	34,249	62,014
Total assets	40,512	81,213	46,106	38,365	83,200
Ratios					
Capital base in relation to minimum capital requirements**	2.5	2.7	*	*	*
Equity ratio	38%	78%	82%	89%	75%
Return on average equity before tax	193%	128%	93%	61%	224%
Return on average equity after tax	75%	50%	36%	23%	84%
Number of managed alternative investment funds	1	1	0	0	0
Assets under management, funds subject to the Danish Alternative Investment Fund Managers Act	1,880,180	658,252	*	*	*
Average number of employees	8	6	4	3	3

* Not disclosed as the Company only became subject to the Danish Alternative Investment Fund Managers Act during 2016.

** From 2016 the capital base in relation to minimum capital requirements is calculated as equity at year-end less proposed dividends / capital requirement (liquidity reserve)

Financial statements for the period 1 January – 31 December

Notes to the financial statements

16 Other management assignments of the Board of Directors and Executive Board

Board of Directors and Executive Board

Birger Durhuus, CEO

Member of the Board of Directors:

Chairman

- ▶ Atlantic Petroleum

Kim Esben Stenild Højbye, Chairman

Member of the Board of Directors:

Chairman

- ▶ Kapitalforeningen Hp Hedge
- ▶ Investeringsforeningen Hp Invest
- ▶ Mont Fort Scandinavian Stock Opportunities A/S
- ▶ Kapitalforeningen Stockrate
- ▶ Arios Capital A/S

Member of the Executive Board:

- ▶ K/S EWII Invest II
- ▶ Komplementarselskabet EWII Invest ApS
- ▶ K/S EWII Invest I

Board member

- ▶ Kapitalforeningen Nykredit Kobra III
- ▶ Kapitalforeningen Nykredit Kobra II
- ▶ Kapitalforeningen Emerging Markets Long-Term Economic Investment Fund (L,E,I,F.)
- ▶ Kapitalforeningen Nykredit Invest Engros
- ▶ Kapitalforeningen Lb Investering
- ▶ Kapitalforeningen Nykredit Kobra
- ▶ Kapitalforeningen Nykredit Alpha
- ▶ Kapitalforeningen Nykredit Mira III
- ▶ Kapitalforeningen Emd Invest
- ▶ Kapitalforeningen Pro-Target Invest
- ▶ Investeringsforeningen Multi Manager Invest
- ▶ Investeringsforeningen Investin
- ▶ Kapitalforeningen Investin Pro
- ▶ Kapitalforeningen Institutional Investor
- ▶ Kapitalforeningen Investin
- ▶ Kapitalforeningen SDG Invest
- ▶ Nordic Power Trading France A/S

Financial statements for the period 1 January – 31 December

Notes to the financial statements

16 Other management assignments of the Board of Directors and Executive Board (continued)

Johan Peter-Henrik Tesdorp

Board member:

- ▶ Westmarket A/S
- ▶ Westmarket Holding ApS

Member of the Executive Board:

- ▶ Global Forest A/S
- ▶ Vesterbro Byg ApS
- ▶ Global Asset Management ApS

Morten Mathiesen

Member of the Executive Board:

- ▶ Morten Mathiesen Holding ApS
- ▶ MoJo Ejendomme ApS