



Hilton Foods Danmark A/S

Brunagervej 2, Kolt, DK-8361 Hasselager

Annual Report for 1 January 2023 to 31 December 2023

CVR No. 32 66 40 83

The Annual Report was presented and adopted at
the Annual General Meeting of the Company on
26-06-2024

Jacob Pedersen
Jacob Pedersen
Chairman



Contents

Page

Management's Statement and Auditor's Report

Management's Statement	1
Independent Auditor's Report	2

Management's Review

Company Information	5
Financial Highlights	6
Management's Review	7

Financial Statements

Income Statement 1 January - 31 December	14
Balance Sheet 31 December	15
Statement of changes in Equity	17
Notes to the Financial Statements	18



Management's Statement

The Executive Board and Board of Directors have today considered and adopted the Annual Report of Hilton Foods Danmark A/S for the financial year 1 January - 31 December 2023.

The Annual Report is prepared in accordance with the Danish Financial Statements Act.

In our opinion the Financial Statements give a true and fair view of the financial position at 31 December 2023 of the Company and of the results of the Company operations for 2023.

In our opinion, Management's Review includes a true and fair account of the matters addressed in the Review.


We recommend that the Annual Report be adopted at the Annual General Meeting.

Aarhus, 26 June 2024

Executive Board


Jacob Pedersen
Managing Director

Board of Directors


Willem Koole
Chairman


Jacob Pedersen


Matthew Osborne



Independent Auditor's Report

To the Shareholder of Hilton Foods Danmark A/S

Opinion

In our opinion, the Financial Statements give a true and fair view of the financial position of the Company at 31 December 2023 and of the results of the Company's operations for the financial year 1 January - 31 December 2023 in accordance with the Danish Financial Statements Act.

We have audited the Financial Statements of Hilton Foods Danmark A/S for the financial year 1 January - 31 December 2023, which comprise income statement, balance sheet, statement of changes in equity and notes, including a summary of significant accounting policies ("financial statements").

Basis for Opinion

We conducted our audit in accordance with International Standards on Auditing (ISAs) and the additional requirements applicable in Denmark. Our responsibilities under those standards and requirements are further described in the Auditor's Responsibilities for the Audit of the Financial Statements section of our report. We are independent of the Company in accordance with the International Ethics Standards Board for Accountants' Code of Ethics for Professional Accountants (IESBA Code) and the additional requirements applicable in Denmark, and we have fulfilled our other ethical responsibilities in accordance with these requirements and the IESBA Code. We believe that the audit evidence we have obtained is sufficient and appropriate to provide a basis for our opinion.

Statement on Management's Review

Management is responsible for Management's Review.

Our opinion on the financial statements does not cover Management's Review, and we do not express any form of assurance conclusion thereon.

In connection with our audit of the financial statements, our responsibility is to read Management's Review and, in doing so, consider whether Management's Review is materially inconsistent with the financial statements or our knowledge obtained during the audit, or otherwise appears to be materially misstated.

Moreover, it is our responsibility to consider whether Management's Review provides the information required under the Danish Financial Statements Act.

Based on the work we have performed, in our view, Management's Review is in accordance with the Financial Statements and has been prepared in accordance with the requirements of the Danish Financial Statements Act. We did not identify any material misstatement in Management's Review.



Independent Auditor's Report

Management's Responsibility for the Financial Statements

Management is responsible for the preparation of Financial Statements that give a true and fair view in accordance with the Danish Financial Statements Act, and for such internal control as Management determines is necessary to enable the preparation of financial statements that are free from material misstatement, whether due to fraud or error.

In preparing the financial statements, Management is responsible for assessing the Company's ability to continue as a going concern, disclosing, as applicable, matters related to going concern and using the going concern basis of accounting in preparing the financial statements unless Management either intends to liquidate the Company or to cease operations, or has no realistic alternative but to do so.

Auditor's Responsibility for the Audit of the Financial Statements

Our objectives are to obtain reasonable assurance about whether the financial statements as a whole are free from material misstatement, whether due to fraud or error, and to issue an auditor's report that includes our opinion. Reasonable assurance is a high level of assurance, but is not a guarantee that an audit conducted in accordance with ISAs and the additional requirements applicable in Denmark will always detect a material misstatement when it exists. Misstatements can arise from fraud or error and are considered material if, individually or in the aggregate, they could reasonably be expected to influence the economic decisions of users taken on the basis of these financial statements.

As part of an audit conducted in accordance with ISAs and the additional requirements applicable in Denmark, we exercise professional judgement and maintain professional scepticism throughout the audit. We also:

- Identify and assess the risks of material misstatement of the financial statements, whether due to fraud or error, design and perform audit procedures responsive to those risks, and obtain audit evidence that is sufficient and appropriate to provide a basis for our opinion. The risk of not detecting a material misstatement resulting from fraud is higher than for one resulting from error as fraud may involve collusion, forgery, intentional omissions, misrepresentations, or the override of internal control.
- Obtain an understanding of internal control relevant to the audit in order to design audit procedures that are appropriate in the circumstances, but not for the purpose of expressing an opinion on the effectiveness of the Company's internal control.
- Evaluate the appropriateness of accounting policies used and the reasonableness of accounting estimates and related disclosures made by Management.



Independent Auditor's Report

- Conclude on the appropriateness of Management's use of the going concern basis of accounting in preparing the financial statements and, based on the audit evidence obtained, whether a material uncertainty exists related to events or conditions that may cast significant doubt on the Company's ability to continue as a going concern. If we conclude that a material uncertainty exists, we are required to draw attention in our auditor's report to the related disclosures in the financial statements or, if such disclosures are inadequate, to modify our opinion. Our conclusions are based on the audit evidence obtained up to the date of our auditor's report. However, future events or conditions may cause the Company to cease to continue as a going concern.
- Evaluate the overall presentation, structure and contents of the financial statements, including the disclosures, and whether the financial statements represent the underlying transactions and events in a manner that gives a true and fair view.

We communicate with those charged with governance regarding, among other matters, the planned scope and timing of the audit and significant audit findings, including any significant deficiencies in internal control that we identify during our audit.

Aarhus, 26 June 2024

PricewaterhouseCoopers
Statsautoriseret Revisionspartnerselskab
CVR No 33 77 12 31


Claus Lyngsø Sørensen
State Authorised Public Accountant
mne34539


Helle Herbst
State Authorised Public Accountant
mne49858



Company Information

The Company

Hilton Foods Danmark A/S
Brunagervej 2, Kolt
DK-8361 Hasselager
CVR No: 32 66 40 83

Financial period: 1 January - 31 December

Incorporated: 8 December 2009

Financial year: 14th financial year

Municipality of reg. office: Aarhus

Board of Directors

Willem Koole (Chairman of the Board)
Matt Osborne
Jacob Pedersen

Executive Board

Jacob Pedersen

Auditors

PricewaterhouseCoopers
Statsautoriseret Revisionspartnerselskab
Nobelparken
Jens Chr. Skous Vej 1
DK-8000 Aarhus C



Financial Highlights

Seen over a five-year period, the development of the Company is described by the following financial highlights:

	2023	2022	2021	2020	2019
	DKK'000	DKK'000	DKK'000	DKK'000	DKK'000
Key figures					
Profit/loss					
Revenue	1.063.956	1.111.702	954.835	998.749	896.611
Operating profit/loss	37.469	32.226	28.993	29.368	27.523
Profit before financial income and expenses	37.469	32.226	28.993	29.368	27.523
Net financials	-7.471	-2.576	-1.319	-904	-2.320
Net profit for the year	23.426	23.158	21.684	22.774	20.222
Balance sheet					
Balance sheet total	424.006	456.203	395.205	404.039	402.417
Equity	115.396	111.970	108.812	107.128	104.354
Investment in property, plant and equipment	-8.407	-2.387	-3.094	-7.213	-2.032
Number of employees	203	210	213	203	195
Ratios					
Gross margin	15,3%	14,2%	15,9%	14,8%	15,9%
Profit margin	3,5%	2,9%	3,0%	2,9%	3,1%
Return on assets	8,8%	7,1%	7,3%	7,3%	6,8%
Solvency ratio	27,2%	24,5%	27,5%	26,5%	25,9%
Return on equity	20,6%	22,6%	21,5%	22,8%	20,5%

The ratios have been prepared in accordance with accounting policies.



Management's Review

Financial Statements of Hilton Foods Danmark A/S for 2023 has been prepared in accordance with the provisions of the Danish Financial Statements Act applying to large enterprises of reporting class C.

The Annual Report has been prepared under the same accounting policies as last year.

Main activity

The Company's main activity is to establish, equip and operate a centralized meat processing and logistic distribution channel.

Development in the year

The income statement of the Company for 2023 shows a profit of T.DKK 23.426 and at 31 December 2023 the balance sheet of the Company shows equity of T.DKK 115.396.

The past year and follow-up on development expectations from last year

The Company had a similar activity compared to the previous year. The investments and level of costs have been in accordance with expectations.

Given the market conditions the Company's operations have fulfilled the expectations, and consequently, the growth and level of the annual result is considered satisfactory.

Strategy and objectives

Strategy

The strategy of Hilton Foods Danmark A/S is to be the leading meat processing and packing company and distribution channel in Denmark, measured on price, quality, presentation and automation. This to secure the full support of our customer 365 days per year.

Targets and expectations for the year ahead

For 2024 we expect a similar level of activity and profit compared to 2023.

Global uncertainties are still a factor impacting supply chains and inflation. We are dependent on our key suppliers to maintain a continued supply of raw material and packaging, but we have not experienced any significant issues to date.

In 2024 the level of investment will be in line with 2023 primarily in updated packaging technology.

Uncertainty relating to recognition and measurement

Recognition and measurement in the Annual Report have not been subject to any uncertainty.



Management’s Review

Unusual events

The financial position at 31 December 2023 of the Company and the results of the activities of the Company for the financial year for 2023 have not been affected by any unusual events.

Subsequent events

No events materially affecting the assessment of the Annual Report have occurred after the balance sheet date.

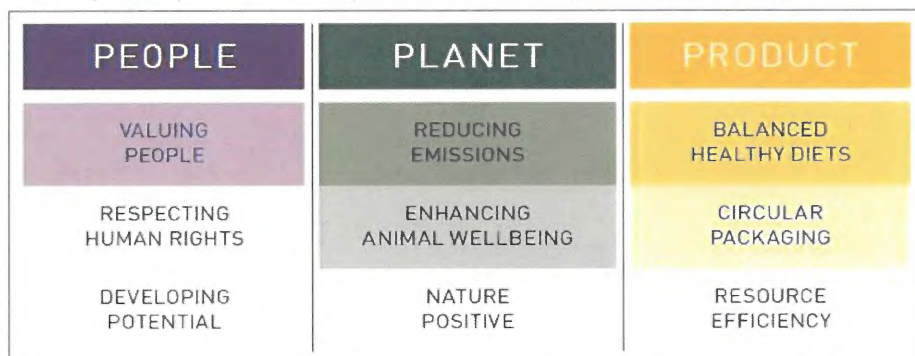
Statutory statement of corporate social responsibility

Hilton Foods Danmark A/S recognises its social, ethical and environmental responsibilities arising from its operations and to the welfare of employees, customers, suppliers and the communities in which we operate.

Hilton Food Group supports the Sustainable Development Goals set by the UN Global Compact (UNGC). Recognising that this is a critical decade of action to deliver these goals Hilton have joined the UNGC as full Participants and have committed to their 10 principles:

1	Human Rights	Businesses should support and respect the protection of internationally proclaimed human rights; and make sure that they are not complicit in human rights abuses.
2		
3	Labour	Businesses should uphold the freedom of association and the effective recognition of the right to collective bargaining;
4		the elimination of all forms of forced and compulsory labour;
5		the effective abolition of child labour; and
6		the elimination of discrimination in respect of employment and occupation.
7	Environment	Businesses should support a precautionary approach to environmental challenges;
8		undertake initiatives to promote greater environmental responsibility; and
9		encourage the development and diffusion of environmentally friendly technologies.
10	Anti-Corruption	Businesses should work against corruption in all its forms, including extortion and bribery.

In 2021 we introduced a new strategy, the 2025 Sustainable Protein Plan. In 2022 we began execution of the sustainable protein plan and strategy which is developing on track also in 2023.





Management's Review

Hilton Food Group have signed the EU Code of Conduct on Responsible Food Business and Marketing Practices. We have set Science Based Targets (SBTs) which have now been approved by the Science Based Targets initiative (SBTi) and will during 2024 submit even more ambitious targets. We have also signed the Business Ambition for 1.5°C pledge, committing us to reach net zero before 2050.

You can see a more comprehensive Sustainability report for the Hilton Food Group in the Annual Report for Hilton Food Group.

Business model

Hilton Foods Danmark A/S operates a modern meat processing plant based on the latest technology in a partnership with our primary customer Coop Danmark A/S. We source raw materials locally and internationally from proven suppliers. We process and pack in large scale, highly automated facilities using advanced robotics. We supply products based on the proteins beef, pork, veal, lamb, chicken and other meal solutions to our customers distribution centres or direct to stores.

Food safety

It is essential that consumers have complete confidence in the meat products they purchase and the correctness of the product label information.

Our products are governed by Danish and EU legislation and food safety standards throughout the meat supply chain. The Company is under control by the Danish Veterinary and Food Administration (Fødevarestyrelsen) as well as higher measures imposed by our customer.

Our quality systems provide full traceability of all meat that we use. We continually develop the data collection and reporting of our quality control of the goods. In 2023 we continued to collect samples from deliveries and assessed these for compliance to microbiological standards and compliance to agreed quality specifications. Results are used to assess the performance of suppliers and achieve continuous improvement.

Hilton Foods Danmark A/S were in 2013 accredited by the ISO 22000 standard which is an international standard specifying the requirements for a food safety management system. In 2016 we were accredited by the FSSC 22002 standard. We have been re-audited and kept the certifications over the years.

Management's Review

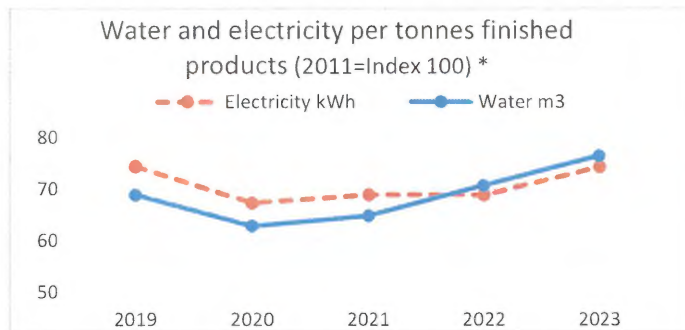
Environment and climate

It is our policy to work actively to reduce the relative usage of water, energy and the volume of waste. The usage of e.g. gasses in production, water usage and discharge of sewage water are examples of environmental risks, and we aim to lower the environmental impact from this. To drive improvements towards these reductions we have achieved certification of ISO50001 and in relation to environment, we work within the framework of ISO14001.

To mitigate the primary risks of environmental impact we continually register the usage of heat, water and electricity in a CTS-system in order to improve identification and affect the different areas of use, by means of ongoing data collection.

Water use is driven by the need to deliver the highest standards of hygiene and its inclusion in the processing systems we use. Usage of water is monitored closely and we periodically measure our sewage water to ensure we comply with the environmental standards. Water consumption increase from 2021 to 2023 is a result of new supply chain services in the period and deminishing volumes and thus lacking efficiency of scale.

Usage of electricity is monitored closely as well. Usage is generally reduced over the years as a result of changed equipment and procedures. Index figure increase due to lower volumes.



*) The index is based on total usage of electricity in kwh and total usage of water in m3 divided by tonnes of finished products produced.

The supervising authorities in Aarhus Kommune, which has issued a new environmental approval to the Company in 2021, assess Hilton Foods Danmark A/S' substantial environmental impact.

As part of our yearly reporting to the supervising authorities we measure our volumes of different types of waste. We seek to recycle as much waste as possible. In 2023 54,0% of our waste was recycled (2022: 49,5%).

We work closely with our suppliers of packaging materials to maximise the use of recyclable plastic for product trays and use lighter product trays which require less plastic. In 2023 more than 95% of our meat trays are made from 100% recycled PET to be recyclable mono plastic trays.

Going forward we will continue our work on reducing usage of energy, our environmental footprint and optimize usage of packaging materials.

Management's Review

Workplace

One of Hilton Foods Denmark A/S' top priorities is to achieve continual improvements in health and safety, so ultimately we can fully avoid any accidents at work. To mitigate this risk we closely register and monitor all incidents, reckless actions, near misses, medical incidents and accidents in a workplace portal. With our working environment organisation we use the collected data to make preventive actions and improvements in our work environment and our working procedures to avoid future incidents.



We measure incidents by a potential Severity & Risk Assessment Matrix giving a risk score and a risk category from 1 to 4. Incidents which potential are in category 1 involves high risk and severe consequences and are given immediate actions. In 2023 we reported 11 work-related injuries (2022: 18) of which none was of category 1.

We will continue to monitor all incidents and our working environment organisation will focus on identified risks and arrange campaign activities to promote and train correct behaviour and safety procedures.

Ethical standards and human rights

Hilton Foods is committed to integrity. Ethical standards are very important in relation to the way we conduct our businesses and all the Group's employees are expected to behave ethically in their work and adhere to the Group's ethical standards. As an international group of companies we are fully aware of the broad spread of our responsibilities in all the countries in which we operate from protecting the environment to safeguarding the health and safety of our employees, respecting human rights, ensuring honesty, integrity and fairness in all our business dealings and operating our businesses in a safe and responsible manner.

Compliance with our Ethical Standards, comprising human rights, are being monitored by our People&Culture staff and reported to our Management Team. We communicate our standards to our suppliers and when we audit them we observe and discuss our standards with them. With these actions we mitigate the risk of not complying with human rights. During our supplier audits in 2023 we have not observed any major issues.

We recognise the diversity of our employees as a key factor for success. Diversity and equal opportunities also have a positive effect on work environment and bring people closer together. Besides giving equal opportunities for men and women in managing positions, we also think it is important for employees of different generations, nationalities and cultures to work together and appreciate what each member of the team have to offer. By the end of 2023 the Company had 30 (2022: 24) different nationalities employed. We will continue to promote and uphold the above views and policies among our employees.

Anti-bribery and Anti-corruption

The Hilton Food Group does not accept any form of corruption and we do not use bribe or extortion in any way. This has been implemented in an antibribery and anti-corruption policy to comply with UK Bribery Act 2010.

Management's Review

No significant risks have been identified in relation to bribery and corruption. The reason for this is primarily that we conduct business in thoroughly regulated markets, where authorities control the business community's compliance with the legislation, and where the social partners agree on working conditions. Hilton Foods Danmark A/S is B2B oriented and attempts at bribery and corruption are rare. Specifically, the company has not experienced such in the past many years.

To reduce the risk of potential bribery and corruption, a whistle-blowing policy is in place, in accordance with which staff can confidentially raise any concerns about any actual or potential improprieties in relation to matters of financial reporting or any other aspect of the Group's businesses. We continually train our staff how to act and use our policies if they discover corruption. So far this have been successful with no events recorded in 2023. Going forward we will continue with the training.

A more comprehensive Sustainability report for the Hilton Food Group is part of the Hilton Food Group Annual Report at :

<https://www.hiltonfoods.com/investors/investor-results-reports-presentations/>

Statutory report on underrepresented gender

The Company have set a target of having minimum 33 % of the underrepresented gender in the board in year 2025. This target is unchanged from last year as there have not been any changes in the board. On the other management levels the target of the Company is also to increase the share of the underrepresented gender. To achieve this target the Company continue to focus on this in promotions and new recruitments. We expect to reach this target as we employ our people on the basis of skills to avoid discrimination, but acknowledging that women are currently underrepresented in management we focus on recruiting more women. In 2023, we continued monitoring employees to identify potential future leaders and planed how to best retain and help the talents in pursuing a career in the company.

The board at Hilton Foods Danmark A/S consists of 3 men and members are appointed by our parent company. During 2023 Matt Osborne replaced Phillip Heffer on the board for which reason the board still consists of 3 men.

In relation to the disclosure requirements of the Danish Financial Statements Act, we consider 'Other Management Levels' to be our Senior Management Group. The present Senior Management Group consists of 22% women and 78%. During 2023 we expanded the Management Group, where 2 men and 1 woman joined increasing the total no of memebbers from 6 to 9 persons.

	2023	2024	2025	2026	2027
Top level management (The board)					
Total no. of members	3				
Underrepresented gender in %	0%				
Target no. in %	33,3%				
Year of achievement of target	2025				
Other management levels (Senior Management Group)					
Total no. of members	9				
Underrepresented gender in %	22,2%				
Target no. in %	33,3%				
Year of achievement of target	2026				



Management's Review

Statutory report on Data Ethics Policy

Hilton Foods Danmark A/S handles general data on B2B customers and employees. Data is processed in accordance with GDPR and our privacy and information security policies. With the limited processing of data, it is the company's assessment that there is no need for a policy on data ethics. The company will continuously assess whether a policy is necessary.



Income Statement 1 January - 31 December

	Note	2023 DKK'000	2022 DKK'000
Revenue	1	1.063.956	1.111.702
Expenses for raw materials and consumables		-823.706	-873.854
Other external expenses		-77.551	-79.749
Gross profit/loss		162.699	158.099
Staff expenses	2	-115.601	-116.190
Depreciation, amortisation and impairment of intangible assets and property, plant and equipment	3	-9.629	-9.683
Profit/loss before financial income and expenses		37.469	32.226
Financial income	4	77	775
Financial expenses	5	-7.548	-3.351
Profit/loss before tax		29.998	29.650
Tax on profit/loss for the year	6	-6.572	-6.492
Net profit/loss for the year		23.426	23.158
 Proposed distribution of profit			
Proposed dividend for the year	7	20.000	20.000
Retained earnings		3.426	3.158
		23.426	23.158



Balance Sheet 31 December

	Note	2023 DKK'000	2022 DKK'000
Assets			
Software		1.953	2.856
Intangible assets	8	1.953	2.856
Land and buildings		119.755	123.914
Plant and machinery		11.815	7.689
Other fixtures and fittings, tools and equipment		2.944	3.495
Property, plant and equipment in progress		335	71
Property, plant and equipment	9	134.849	135.169
Other receivables		57	57
Fixed asset investments	10	57	57
Fixed assets		136.859	138.082
Inventories	11	21.235	34.719
Trade receivables		205.766	272.945
Receivables from group enterprises		385	89
Other receivables		24.786	7.061
Prepayments	12	1.638	3.254
Receivables		232.575	283.349
Cash at bank and in hand		33.337	52
Current assets		287.147	318.120
Assets		424.006	456.202

Balance Sheet 31 December

	Note	2023 DKK'000	2022 DKK'000
Liabilities and equity			
Share capital		43.500	43.500
Retained earnings		51.896	48.470
Proposed dividend for the year		20.000	20.000
Equity		115.396	111.970
Provisions for deferred tax	13	430	57
Provisions		430	57
Credit institutions		37.441	126.223
Trade payables		146.797	151.376
Payables to group enterprises		74.711	16.399
Corporation tax		199	8
Other payables		49.032	50.170
Short-term liabilities		308.180	344.176
Liabilities		308.180	344.176
Liabilities and equity		424.006	456.203
Contingent assets, liabilities and other financial obligations	14		
Fee to auditors appointed at the general meeting	15		
Related parties and ownership	16		
Subsequent events	17		
Accounting policies	18		



Statement of changes in Equity

	Share capital	Retained earnings	Proposed dividend for the year	Total
	DKK'000	DKK'000	DKK'000	DKK'000
Beginning balance	43.500	48.470	20.000	111.970
Ordinary dividend paid	0	0	-20.000	-20.000
Net profit/loss for the year	0	3.426	20.000	23.426
End balance	43.500	51.896	20.000	115.396

The share capital consists of 435,000 shares of a nominal value of DKK 100. No shares carry any special rights.

Over 5 years the share capital has developed as follows:

Equity at 1 January 2019	43.500
Capital increase	0
Capital decrease	0
Equity at 31 December 2023	43.500



Notes to the Financial Statements

	2023	2022
	DKK'000	DKK'000
1 - Revenue		
Geographical segments		
Denmark	1.063.956	1.111.702
Activity segments		
Food packing	1.063.956	1.111.702
2 - Staff expenses		
Wages and salaries	103.508	104.742
Pensions	9.862	8.838
Other social security expenses	2.231	2.610
	115.601	116.190
Average number of employees	203	210
<p>The Board of Directors has not received any remuneration in the financial year. Remuneration to the Executive Board has not been disclosed in accordance with section 98 B(3) of the Danish Financial Statements Act.</p>		
3 - Depreciation, amortisation and impairment of intangible assets and property, plant and equipment		
Amortisation of intangible assets	903	830
Depreciation of property, plant and equipment	8.726	8.908
Gain and loss on disposal	0	-55
	9.629	9.683
4 - Financial income		
Exchange adjustments	53	775
Interest to group enterprises, Hilton Foods Limited	24	0
	77	775



Notes to the Financial Statements

	2023	2022
	DKK'000	DKK'000
5 - Financial expenses		
Other financial expenses	6.311	2.939
Exchange adjustments	1.237	412
	7.548	3.351
6 - Tax on profit/loss for the year		
Current tax for the year	6.200	6.208
Deferred tax for the year	372	284
	6.572	6.492
7 - Proposed distribution of profit		
Proposed dividend for the year	20.000	20.000
Retained earnings	3.426	3.158
	23.426	23.158
8 - Intangible assets		Software
		DKK'000
Cost at 1 January 2023		13.442
Additions for the year		0
Disposals for the year		0
Cost at 31 December 2023		13.442
Impairment losses and amortisation at 1 January 2023		10.586
Amortisation for the year		903
Amortisation disposals		0
Impairment losses and amortisation at 31 December 2023		11.489
Carrying amount at 31 December 2023		1.953
Amortised over		5 years

Notes to the Financial Statements

9 - Property, plant and equipment

	Land and buildings	Plant and machinery	Other fixtures and fittings, tools and equipment	Property, plant and equipment in progress
	DKK'000	DKK'000	DKK'000	DKK'000
Cost at 1 January 2023	147.081	221.055	14.298	71
Additions for the year	1.032	6.479	632	264
Disposals for the year	0	-1.195	0	0
Transfers for the year	0	0	0	0
Cost at 31 December 2023	148.113	226.339	14.930	335
Impairment losses and amortisation at 1 January 2023	23.167	213.366	10.803	0
Depreciation for the year	5.191	2.353	1.183	0
Reversal of impairment and depreciation of disposed assets	0	-1.195	0	0
Impairment losses and depreciation at 31 December 2023	28.358	214.524	11.986	0
Carrying amount at 31 December 2023	119.755	11.815	2.944	335
Depreciated over	15-50 years	7 years	3-5 years	0 years

10 - Fixed asset investments

	Other receivables
	DKK'000
Cost at 1 January 2023	57
Additions for the year	0
Cost at 31 December 2023	57
Carrying amount at 31 December 2023	57

Other receivables consist of deposits.



Notes to the Financial Statements

	2023	2022
	DKK'000	DKK'000
11 - Inventories		
Raw materials and consumables	18.685	29.984
Finished goods and goods for resale	2.550	4.735
	21.235	34.719

12 - Prepayments

Prepayments consist of prepaid cost for insurance premiums, service agreements, leases, IT, contractual costs etc.

	DKK'000	DKK'000
13 - Provisions for deferred tax		
Intangible assets	430	628
Buildings	699	461
Property, plant and equipment	-824	-1.403
Prepayments	125	371
	430	57

Deferred tax has been provided at 22% corresponding to the current tax rate. Changes in deferred tax are included in the income statement.

14 - Contingent assets, liabilities and other financial obligations

	2023	2022
	DKK'000	DKK'000
Rental agreements and leases		
Lease obligations under operating leases. Total future lease payments:		
Within 1 year	1.186	1.270
Between 1 and 5 years	1.556	1.710
	2.742	2.980

The company is a guarantor under Hilton Food Group bank facilities agreements to satisfy performance and payment obligations.



Notes to the Financial Statements

	2023	2022
	DKK'000	DKK'000
15 - Fee to auditors appointed at the general meeting		
Audit fee to PricewaterhouseCoopers	326	317
Non-audit services	0	0
	326	317

16 - Related parties and ownership

Management has chosen only to report transactions not done on arm's length basis in accordance with the Danish Financial Statements Act section 98c, litra 7. There have been none of these transactions.

Controlling interest

Hilton Food Group plc, Cambridgeshire, United Kingdom

Ultimate parent company

Hilton Foods Limited, Belfast, United Kingdom

Parent company

Consolidated Financial Statements

The Company is included in the Group Annual Report of the Parent Company Hilton Food Group plc, Cambridgeshire, United Kingdom. The Group Annual Report of Hilton Food Group plc may be obtained from the following address:

<https://www.hiltonfoods.com/investors/investor-results-reports-presentations/>

17 - Subsequent events

No events materially affecting the assessment of the Annual Report have occurred after the balance sheet date.



Notes to the Financial Statements

18 - Accounting Policies

Basis of Preparation

The Annual Report of Hilton Foods Danmark A/S for 2023 has been prepared in accordance with the provisions of the Danish Financial Statements Act applying to large enterprises of reporting class C.

The accounting policies applied remain unchanged from last year.

The company discloses net revenue broken down into business segments and geographic markets. The company assesses that it has one business segment "meat processing and packing" and one geographic market "Denmark".

Financial Statements for 2023 are presented in thousand DKK as rounded figures.

Cash flow statement

With reference to section 86(4) of the Danish Financial Statements Act and to the cash flow statement included in the consolidated financial statements of Hilton Food Group plc, Cambridgeshire, United Kingdom, the Company has not prepared a cash flow statement.

Recognition and measurement

Revenues are recognised in the income statement as earned. Furthermore, value adjustments of financial assets and liabilities measured at fair value or amortised cost are recognised. Moreover, all expenses incurred to achieve the earnings for the year are recognised in the income statement, including depreciation, amortisation, impairment losses and provisions as well as reversals due to changed accounting estimates of amounts that have previously been recognised in the income statement.

Assets are recognised in the balance sheet when it is probable that future economic benefits attributable to the asset will flow to the Company, and the value of the asset can be measured reliably.

Liabilities are recognised in the balance sheet when it is probable that future economic benefits will flow out of the Company, and the value of the liability can be measured reliably.

Assets and liabilities are initially measured at cost. Subsequently, assets and liabilities are measured as described for each item below.



Notes to the Financial Statements

Certain financial assets and liabilities are measured at amortised cost, which involves the recognition of a constant effective interest rate over the maturity period. Amortised cost is calculated as original cost less any repayments and with addition/deduction of the cumulative amortisation of any difference between cost and the nominal amount. In this way, capital losses and gains are allocated over the maturity period.

Danish kroner is used as the measurement currency. All other currencies are regarded as foreign currencies.

Translation policies

Transactions in foreign currencies are translated at the exchange rates at the dates of transaction. Gains and losses arising due to differences between the transaction date rates and the rates at the dates of payment are recognised in financial income and expenses in the income statement. Where foreign exchange transactions are considered hedging of future cash flows, the value adjustments are recognised directly in equity.

Receivables, payables and other monetary items in foreign currencies that have not been settled at the balance sheet date are translated at the exchange rates at the balance sheet date. Any differences between the exchange rates at the balance sheet date and the transaction date rates are recognised in financial income and expenses in the income statement.

Fixed assets acquired in foreign currencies are measured at the transaction date rates.

Income Statement

Revenue

Revenue from the sale of goods is recognised when the risks and rewards relating to the goods sold have been transferred to the purchaser, the revenue can be measured reliably and it is probable that the economic benefits relating to the sale will flow to the Company.

Revenue is measured at the consideration received and is recognised exclusive of VAT and net of discounts relating to sales.

Expenses for raw materials and consumables

Expenses for raw materials and consumables comprise the raw materials and consumables consumed to achieve revenue for the year.



Notes to the Financial Statements

Other external expenses

Other external expenses comprise indirect production costs and expenses for premises, sales and distribution as well as office expenses, etc.

Staff expenses

Staff expenses comprise wages and salaries as well as payroll expenses.

Amortisation, depreciation and impairment losses

Amortisation, depreciation and impairment losses comprise amortisation, depreciation and impairment of intangible assets and property, plant and equipment as well as profit and loss from sale of fixed assets.

Financial income and expenses

Financial income and expenses are recognised in the income statement at the amounts relating to the financial year.

Tax on profit/loss for the year

Tax for the year consists of current tax for the year and changes in deferred tax for the year. The tax attributable to the profit for the year is recognised in the income statement, whereas the tax attributable to equity transactions is recognised directly in equity.

Balance Sheet

Intangible assets

Software is measured at the lower of cost less accumulated amortisation and recoverable amount. Software is amortised on a straight-line basis over its useful life, which is assessed at 5 years.



Notes to the Financial Statements

Property, plant and equipment

Property, plant and equipment are measured at cost less accumulated depreciation and less any accumulated impairment losses.

Cost comprises the cost of acquisition and expenses directly related to the acquisition up until the time when the asset is ready for use.

Interest expenses on loans raised directly for financing the construction of property, plant and equipment are recognised in cost over the period of construction. All indirectly attributable borrowing expenses are recognised in the income statement.

Depreciation based on cost reduced by any residual value is calculated on a straight-line basis over the expected useful lives of the assets, which are:

Land	0 years
Buildings	15-50 years
Plant and machinery	7 years
Other fixtures and fittings, tools and equipment	3-5 years

Assets costing less than DKK 32000, are expensed in the year of acquisition.

Depreciation period and residual values are reassessed annually.

Impairment of fixed assets

The carrying amounts of intangible assets and property, plant and equipment are reviewed on an annual basis to determine whether there is any indication of impairment other than that expressed by amortisation and depreciation.

If so, the asset is written down to its lower recoverable amount.

Inventories

Inventories are measured at the lower of cost under the FIFO method and net realisable value.

The net realisable value of inventories is calculated at the amount expected to be generated by sale in the process of normal operations with deduction of selling expenses and costs of completion. The net realisable value is determined allowing for marketability, obsolescence and development in expected sales sum.

The cost of goods for resale, raw materials and consumables equals landed cost.

Notes to the Financial Statements

The cost of finished goods and work in progress comprises the cost of raw materials, consumables and direct labour with addition of indirect production costs. Indirect production costs comprise the cost of indirect materials and labour as well as maintenance and depreciation of the machinery, factory buildings and equipment used in the manufacturing process as well as costs of factory administration and management.

Receivables

Receivables are recognised in the balance sheet at amortised cost, which substantially corresponds to nominal value. Provisions for estimated bad debts are made.

Prepayments

Prepayments comprise prepaid expenses concerning rent, insurance premiums, subscriptions and interest.

Equity

Dividend

Dividend distribution proposed by Management for the year is disclosed as a separate equity item.

Deferred tax assets and liabilities

Deferred income tax is measured using the balance sheet liability method in respect of temporary differences arising between the tax bases of assets and liabilities and their carrying amounts for financial reporting purposes on the basis of the intended use of the asset and settlement of the liability, respectively.

Deferred tax assets, including the tax base of tax loss carry-forwards, are measured at the value at which the asset is expected to be realised, either by elimination in tax on future earnings or by setoff against deferred tax liabilities within the same legal tax entity.

Deferred tax is measured on the basis of the tax rules and tax rates that will be effective under the legislation at the balance sheet date when the deferred tax is expected to crystallise as current tax. Any changes in deferred tax due to changes to tax rates are recognised in the income statement.

Current tax receivables and liabilities

Current tax liabilities and receivables are recognised in the balance sheet as the expected taxable income for the year adjusted for tax on taxable incomes for prior years and tax paid on account. Extra payments and repayment under the on account taxation scheme are recognised in the income statement in financial income and expenses.



Notes to the Financial Statements

Financial debts

Loans, such as loans from credit institutions, are recognised initially at the proceeds received net of transaction expenses incurred. Subsequently, the loans are measured at amortised cost; the difference between the proceeds and the nominal value is recognised as an interest expense in the income statement over the loan period.

Other debts are measured at amortised cost, substantially corresponding to nominal value.

Financial Highlights

Explanation of financial ratios

Gross margin	$\frac{\text{Gross profit} \times 100}{\text{Revenue}}$
Profit margin	$\frac{\text{Profit before financials} \times 100}{\text{Revenue}}$
Return on assets	$\frac{\text{Profit before financials} \times 100}{\text{Total assets}}$
Solvency ratio	$\frac{\text{Equity at year end} \times 100}{\text{Total assets at year end}}$
Return on equity	$\frac{\text{Net profit for the year} \times 100}{\text{Average equity}}$