

EOS Danmark A/S

Langhøjvej 1 A, st. th.
8381 Tilst

CVR no. 32 32 66 84

Annual report 2019/20

The annual report was presented and approved at the
Company's annual general meeting on

19 May 2020

DocuSigned by:



Chairman - Dr. Andreas Witzig

Contents

| | |
|---|----|
| Statement by the Board of Directors and the Executive Board | 2 |
| Independent auditor's report | 3 |
| Management's review | 5 |
| Company details | 5 |
| Operating review | 6 |
| Financial statements 1 March – 29 February | 7 |
| Income statement | 7 |
| Balance sheet | 8 |
| Statement of changes in equity | 10 |
| Notes | 11 |

EOS Danmark A/S
Annual report 2019/20
CVR no. 32 32 66 84

Statement by the Board of Directors and the Executive Board

The Board of Directors and the Executive Board have today discussed and approved the annual report of EOS Danmark A/S for the financial year 1 March 2019 – 29 February 2020.


The annual report has been prepared in accordance with the Danish Financial Statements Act.

In our opinion, the financial statements give a true and fair view of the Company's assets, liabilities and financial position at 29 February 2020 and of the results of the Company's operations for the financial year 1 March 2019 – 29 February 2020.

Further, in our opinion, the Management's review gives a fair review of the matters discussed in the Management's review.


We recommend that the annual report be approved at the annual general meeting.


Aarhus, 19 May 2020
Executive Board:




Peter Hågerstrand Jensen
CEO

Board of Directors:

DocuSigned by:

D05903874F5D445...
Dr. Andreas Witzig
Chairman

DocuSigned by:

DE7000D072D540C...
Frank Alexi

DocuSigned by:

9CA5019DAAE4E4...
Bent Månke



Independent auditor's report

To the shareholders of EOS Danmark A/S

Opinion

We have audited the financial statements of EOS Danmark A/S for the financial year 1 March 2019 – 29 February 2020 comprising income statement, balance sheet, statement of changes in equity and notes, including accounting policies. The financial statements are prepared in accordance with the Danish Financial Statements Act.

In our opinion, the financial statements give a true and fair view of the Company's assets, liabilities and financial position at 29 February 2020 and of the results of the Company's operations for the financial year 1 March 2019 – 29 February 2020 in accordance with the Danish Financial Statements Act.

Basis for opinion

We conducted our audit in accordance with International Standards on Auditing (ISAs) and the additional requirements applicable in Denmark. Our responsibilities under those standards and requirements are further described in the "Auditor's responsibilities for the audit of the financial statements" section of our report.

We are independent of the Company in accordance with the International Ethics Standards Board for Accountants' Code of Ethics for Professional Accountants (IESBA Code) and the additional requirements applicable in Denmark, and we have fulfilled our other ethical responsibilities in accordance with these rules and requirements.

We believe that the audit evidence we have obtained is sufficient and appropriate to provide a basis for our opinion.

Management's responsibility for the financial statements

Management is responsible for the preparation of financial statements that give a true and fair view in accordance with the Danish Financial Statements Act and for such internal control that Management determines is necessary to enable the preparation of financial statements that are free from material misstatement, whether due to fraud or error.

In preparing the financial statements, Management is responsible for assessing the Company's ability to continue as a going concern, disclosing, as applicable, matters related to going concern and using the going concern basis of accounting in preparing the financial statements unless Management either intends to liquidate the Company or to cease operations, or has no realistic alternative but to do so.

Auditor's responsibilities for the audit of the financial statements

Our objectives are to obtain reasonable assurance as to whether the financial statements as a whole are free from material misstatement, whether due to fraud or error, and to issue an auditor's report that includes our opinion. Reasonable assurance is a high level of assurance but is not a guarantee that an audit conducted in accordance with ISAs and the additional requirements in Denmark will always detect a material misstatement when it exists. Misstatements may arise from fraud or error and are considered material if, individually or in the aggregate, they could reasonably be expected to influence the economic decisions of users made on the basis of these financial statements.

As part of an audit conducted in accordance with ISAs and the additional requirements applicable in Denmark, we exercise professional judgement and maintain professional scepticism throughout the audit. We also

- identify and assess the risks of material misstatement of the company financial statements, whether due to fraud or error, design and perform audit procedures responsive to those risks, and obtain audit evidence that is sufficient and appropriate to provide a basis for our opinion. The risk of not detecting a material misstatement resulting from fraud is higher than for one resulting from error as fraud may



Independent auditor's report

involve collusion, forgery, intentional omissions, misrepresentations or the override of internal control.

- obtain an understanding of internal control relevant to the audit in order to design audit procedures that are appropriate in the circumstances, but not for the purpose of expressing an opinion on the effectiveness of the Company's internal control.
- evaluate the appropriateness of accounting policies used and the reasonableness of accounting estimates and related disclosures made by Management.
- conclude on the appropriateness of Management's use of the going concern basis of accounting in preparing the financial statements and, based on the audit evidence obtained, whether a material uncertainty exists related to events or conditions that may cast significant doubt on the Company's ability to continue as a going concern. If we conclude that a material uncertainty exists, we are required to draw attention in our auditor's report to the related disclosures in the financial statements or, if such disclosures are inadequate, to modify our opinion. Our conclusions are based on the audit evidence obtained up to the date of our auditor's report. However, future events or conditions may cause the Company to cease to continue as a going concern.
- evaluate the overall presentation, structure and contents of the financial statements, including the disclosures, and whether the financial statements represent the underlying transactions and events in a manner that gives a true and fair view.

We communicate with those charged with governance regarding, among other matters, the planned scope and timing of the audit and significant audit findings, including any significant deficiencies in internal control that we identify during our audit.

Statement on the Management's review

Management is responsible for the Management's review.

Our opinion on the financial statements does not cover the Management's review, and we do not express any form of assurance conclusion thereon.

In connection with our audit of the financial statements, our responsibility is to read the Management's review and, in doing so, consider whether the Management's review is materially inconsistent with the financial statements or our knowledge obtained during the audit, or otherwise appears to be materially misstated.

Moreover, it is our responsibility to consider whether the Management's review provides the information required under the Danish Financial Statements Act.

Based on the work we have performed, we conclude that the Management's review is in accordance with the financial statements and has been prepared in accordance with the requirements of the Danish Financial Statements Act. We did not identify any material misstatement of the Management's review.

Aarhus, 19 May 2020

KPMG

Statsautoriseret Revisionspartnerselskab

CVR no. 25 57 81 98

Michael E. K. Rasmussen
State Authorised
Public Accountant
mne41364

EOS Danmark A/S
Annual report 2019/20
CVR no. 32 32 66 84

Management's review

Company details

EOS Danmark A/S
Langhøjvej 1 A, st. th.
8381 Tilst

Telephone: +45 70 22 10 20
Website: www.eos-danmark.dk

CVR no.: 32 32 66 84
Registered office: Aarhus
Financial year: 1 March – 29 February

Board of Directors

Dr. Andreas Witzig, Chairman
Frank Alexi
Bent Mahnke

Executive Board

Peter Hågerstrand Jensen, CEO

Auditor

KPMG
Statsautoriseret Revisionspartnerselskab
Bredskifte Allé 13
DK-8210 Aarhus V

Bank

Danske Bank
Holmens Kanal 2
DK-1090 Copenhagen K

Management's review

Operating review

Principal activities

The objective of the Company's business is to engage in debt collection business, investment in portfolios of claims including loans, credit advisory business, other administrative services related to credit-granting activities, including billing services, and any other business or actions related thereto and/or as appropriate to achieve the said objective.

Development in activities and financial position

Gross profit for the year increased according to the business plan, and the Company achieved a profit before tax in accordance with the business plan. The result is considered satisfactory.

The Company has received a letter of support from the parent company EOS International Beteiligungsverwaltungsgesellschaft GmbH covering 12 months from the balance sheet date.

Outlook

In the beginning of 2020 an outburst of the corona virus COVID-19 has had an effect on large parts of the world. As a result of the virus and both global and Danish measures to fight COVID-19 the economy has been effected in a negative way

The Company's business with debt portfolios has remained relatively unchanged why the Company expects that COVID-19 will not have a significant impact on the 2020/21 financial statements.

Financial statements 1 March – 29 February

Income statement

| DKK | Note | 2019/20 | 2018/19 |
|--------------------------------------|------|-------------------|-------------------|
| Gross profit | | 10,853,370 | 10,350,876 |
| Staff costs | 2 | <u>-6,427,039</u> | <u>-6,439,777</u> |
| Operating profit | | 4,426,331 | 3,911,099 |
| Financial expenses | 3 | <u>-1,089,315</u> | <u>-1,143,121</u> |
| Profit before tax | | 3,337,016 | 2,767,978 |
| Tax on profit/loss for the year | | <u>-734,505</u> | <u>-609,471</u> |
| Profit for the year | | <u>2,602,511</u> | <u>2,158,507</u> |
| Proposed profit appropriation | | | |
| Retained earnings | | <u>2,602,511</u> | <u>2,158,507</u> |
| | | <u>2,602,511</u> | <u>2,158,507</u> |

Financial statements 1 March – 29 February

Balance sheet

| DKK | Note | 29/2 2020 | 28/2 2019 |
|---------------------------------|------|--------------------------|---------------------------|
| ASSETS | | | |
| Fixed assets | | | |
| Investments | | | |
| Investments in debt portfolios | | 86,501,435 | 96,623,442 |
| Deposits | | <u>397,675</u> | <u>387,208</u> |
| | | <u>86,899,110</u> | <u>97,010,650</u> |
| Total fixed assets | | <u>86,899,110</u> | <u>97,010,650</u> |
| DKK | | | |
| Receivables | | | |
| Trade receivables | | 3,491 | 74,561 |
| Receivables from group entities | | 14,605 | 536 |
| Other receivables | | 236,111 | 240,195 |
| Deferred tax asset | | 392,783 | 1,127,288 |
| Prepayments | | <u>109,685</u> | <u>117,682</u> |
| | | <u>756,675</u> | <u>1,560,262</u> |
| Cash at bank and in hand | | <u>4,976,133</u> | <u>3,769,903</u> |
| Total current assets | | <u>5,732,808</u> | <u>5,330,165</u> |
| TOTAL ASSETS | | <u><u>92,631,918</u></u> | <u><u>102,340,815</u></u> |

Financial statements 1 March – 29 February

Balance sheet

| DKK | Note | <u>29/2 2020</u> | <u>28/2 2019</u> |
|--|------|--------------------------|---------------------------|
| EQUITY AND LIABILITIES | | | |
| Equity | | | |
| Contributed capital | | 1,000,006 | 1,000,006 |
| Retained earnings | | <u>28,052,330</u> | <u>25,449,820</u> |
| Total equity | | <u>29,052,336</u> | <u>26,449,826</u> |
| Liabilities | | | |
| Non-current liabilities | | | |
| Payables to group entities | 4 | <u>42,804,438</u> | <u>48,669,476</u> |
| Current liabilities | | | |
| Current portion of non-current liabilities | | 18,482,751 | 25,125,285 |
| Payables to group entities | | 65,450 | 113,702 |
| Other payables | | <u>2,226,943</u> | <u>1,982,526</u> |
| | | <u>20,775,144</u> | <u>27,221,513</u> |
| Total liabilities | | <u>63,579,582</u> | <u>75,890,989</u> |
| TOTAL EQUITY AND LIABILITIES | | <u><u>92,631,918</u></u> | <u><u>102,340,815</u></u> |

Financial statements 1 March – 29 February

Statement of changes in equity

| DKK | <u>Contributed capital</u> | <u>Retained earnings</u> | <u>Total</u> |
|---|--------------------------------|------------------------------|--------------------------|
| Equity at 1 March 2019 | 1,000,006 | 25,449,819 | 26,449,825 |
| Transferred over the profit appropriation | <u>0</u> | <u>2,602,511</u> | <u>2,602,511</u> |
| Equity at 29 February 2020 | <u><u>1,000,006</u></u> | <u><u>28,052,330</u></u> | <u><u>29,052,336</u></u> |

Financial statements 1 March – 29 February

Notes

1 Accounting policies

The annual report of EOS Danmark A/S for 2019/20 has been prepared in accordance with the provisions applying to reporting class B entities under the Danish Financial Statements Act with opt-in from higher reporting classes.

The accounting policies used in the preparation of the financial statements are consistent with those of last year.

Foreign currency translation

On initial recognition, transactions denominated in foreign currencies are translated at the exchange rates at the transaction date. Foreign exchange differences arising between the exchange rates at the transaction date and the date of payment are recognised in the income statement as financial income or financial expenses.

Receivables, payables and other monetary items denominated in foreign currencies are translated at the exchange rates at the balance sheet date. The difference between the exchange rates at the balance sheet date and the date at which the receivable or payable arose or was recognised in the latest financial statements is recognised in the income statement as financial income or financial expenses.

Income statement

Revenue

Revenue consists of debt collected from debtors and revenue from collection services provided for a third party. Revenue is recognised if the debt was effectively collected, or the services have been provided to a third party.

Revenue from services provided is measured at the fair value of the agreed consideration excluding VAT and taxes charged on behalf of third parties. All discounts granted are deducted from revenue.

Amortisation of debt portfolios

Debt portfolios are amortised based on annuity. Annuity is based on the projected amount collected over time and the interest implicit in annuity. Minor investments are amortised on a straight-line basis.

Other external costs

Other external costs comprise distribution costs and costs related to sales, sales campaigns, administration, office premises, operating leases, etc.

Staff costs

Staff costs comprise wages and salaries, including holiday allowance, pension and other social security costs, etc., to the Company's employees, excluding reimbursements from public authorities.

Financial statements 1 March – 29 February

Notes

1 Accounting policies (continued)

Financial income and expenses

Financial income and expenses comprise interest income and expense, financial costs regarding finance leases, gains and losses on securities, payables and transactions denominated in foreign currencies, amortisation of financial assets and liabilities as well as surcharges and refunds under the on-account tax scheme, etc.

Tax on profit/loss for the year

Tax for the year comprises current corporation tax for the year and changes in deferred tax, including changes in tax rates. The tax expense relating to the profit/loss for the year is recognised in the income statement, and the tax expense relating to amounts directly recognised in equity is recognised directly in equity.

Balance sheet

Investments in debt portfolios

Investments in debt portfolios are measured at cost. Write-downs are made to the lower of cost and recoverable amount.

The investments are amortised based on annuity of 15 years. Minor investments are amortised on a straight-line basis of 0-5 years.

Deposits

Deposits consist of lease deposits.

Impairment of fixed assets

The carrying amount of investments in debt portfolios is subject to an annual test for indications of impairment other than the decrease in value reflected by depreciation or amortisation.

Impairment tests are conducted of individual assets or groups of assets when there is an indication that they may be impaired. Write-down is made to the recoverable amount if this is lower than the carrying amount.

Receivables

Receivables are measured at amortised cost.

Write-down is made for bad debt losses where there is an objective indication that a receivable has been impaired. If there is an objective indication that an individual receivable has been impaired, write-down is made on an individual basis.

Write-downs are calculated as the difference between the carrying amount of receivables and the present value of forecast cash flows, including the realisable value of any collateral received. The effective interest rate for the individual receivable is used as discount rate.

Financial statements 1 March – 29 February

Notes

1 Accounting policies (continued)

Prepayments and deferred income

Prepayments comprise prepayment of costs incurred relating to subsequent financial years.

Corporation tax and deferred tax

Current tax payable and receivable is recognised in the balance sheet as tax computed on the taxable income for the year, adjusted for tax on the taxable income of prior years and for tax paid on account.

Deferred tax is measured using the balance sheet liability method on all temporary differences between the carrying amount and the tax value of assets and liabilities based on the planned use of the asset or settlement of the liability. However, deferred tax is not recognised on temporary differences relating to goodwill non-deductible for tax purposes and on office premises and other items where the temporary differences arise at the date of acquisition without affecting either profit/loss or taxable income.

Deferred tax assets, including the tax value of tax loss carryforwards, are recognised at the expected value of their utilisation within the foreseeable future; either as a set-off against tax on future income or as a set-off against deferred tax liabilities in the same legal tax entity. Any deferred net assets are measured at net realisable value.

Deferred tax is measured in accordance with the tax rules and at the tax rates applicable at the balance sheet date when the deferred tax is expected to crystallise as current tax. Changes in deferred tax as a result of changes in tax rates are recognised in the income statement or equity, respectively.

Liabilities

Financial liabilities are recognised at cost at the date of borrowing, corresponding to the proceeds received less transaction costs paid. In subsequent periods, the financial liabilities are measured at amortised cost using the effective interest method. Accordingly, the difference between cost and the nominal value is recognised in the income statement over the term of the loan together with interest expenses.

Other liabilities are measured at net realisable value.

2 Staff costs

| DKK | 2019/20 | 2018/19 |
|---------------------------------------|------------------|------------------|
| Wages and salaries | 6,154,075 | 6,148,710 |
| Pensions | 233,963 | 252,718 |
| Other social security costs | 39,001 | 38,349 |
| | <u>6,427,039</u> | <u>6,439,777</u> |
| Average number of full-time employees | <u>11</u> | <u>11</u> |