

**Yding Gruppen A/S**


Øllegårdsvej 3  
8260 Viby J

CVR No. 32294243

**Annual report 2021/22**

1 August 2021 - 31 July 2022

Adopted at the Annual General Meeting on 29  
November 2022

  
\_\_\_\_\_  
Joanna Dianne Lipfeld  
Chairman

## Contents

Company details	1
Management's Review	2
Statement by Management	3
Auditor's report	4
Accounting policies	6
Income statement	10
Proposed distribution of profit and loss	10
Assets	11
Equity and liabilities	12
Statement of changes in equity	13
Notes	14

## Company details

### Company details

**Company**

Yding Gruppen A/S  
Øllegårdsvej 3  
8260 Viby J

CVR No.: 32294243

**Executive board**

Lone Ranum

**Board of Directors**

Bradley H. Nathan  
Joanna Dianne Lipfeld  
Lone Ranum

**Auditors**

inforevision  
statsautoriseret revisionsaktieselskab  
Buddingevej 312  
2860 Søborg  
CVR No. 19263096

Tore Randinsen Falk Kolby, state authorized public accountant  
Morten Ahrenst, state authorized public accountant

## Management's Review

### Primary activities

The company's primary activities were to provide cleaning services in buildings and directly or indirectly other activities the board find related herewith.

### Development in activities and finances

The results of the company's activities in the financial year amounted to a profit/loss of DKK 1.092.726 against DKK 1.213.218 in last financial year. The equity at the balance sheet date amounted to DKK 6.355.

During the year, the company has received group contribution totalling DKK 600,000.

# Statement by Management

## Statement by Management

The Board of Directors and The Executive Board have today considered and adopted the annual report for 1 August 2021 - 31 July 2022 for Yding Gruppen A/S.

The annual report is prepared in accordance with the Danish Financial Statements Act.


In our opinion, the financial statements give a true and fair view of the the company's financial position at 31 July 2022 and of the results of its operations for the financial year 1 August 2021 - 31 July 2022.

We believe that the Management's review contains a fair review of the affairs and conditions referred to therein.

We recommend that the annual report be adopted at the Annual General Meeting.

Viby J, 29 November 2022

### Executive board



Lone Ranum  
CEO


### Board of Directors



Bradley H. Nathan  
Chairman



Joanna Dianne Lipfeld  
Board member



Lone Ranum  
Board member

# Auditor's report

## Independent auditor's report

### To the shareholder in Yding Gruppen A/S

#### Opinion

We have audited the financial statements of Yding Gruppen A/S for the financial year 1 August 2021 - 31 July 2022, which comprise a summary of significant accounting policies, income statement, balance sheet, statement of changes in equity and notes. The financial statements are prepared under the Danish Financial Statements Act.

In our opinion, the financial statements give a true and fair view of the company's financial position as at 31 July 2022 and of the results of the company's operations for the financial year 1 August 2021 - 31 July 2022 in accordance with the Danish Financial Statements Act.

#### Basis for opinion

We conducted our audit in accordance with International Standards on Auditing (ISAs) and additional requirements applicable in Denmark. Our responsibilities under those standards and requirements are further described in the "Auditor's responsibilities for the audit of the financial statements" section of this auditor's report. We are independent of the company in accordance with the International Ethics Standards Board of Accountants' Code of Ethics for Professional Accountants (IESBA Code) and the additional requirements applicable in Denmark, and we have fulfilled our other ethical responsibilities in accordance with these requirements and IESBA Code. We believe that the audit evidence we have obtained is sufficient and appropriate to provide a basis for our opinion.

#### Management's responsibilities for the financial statements

Management is responsible for the preparation of financial statements that give a true and fair view in accordance with the Danish Financial Statements Act, and for such internal control as Management determines is necessary to enable the preparation of financial statements that are free from material misstatement, whether due to fraud or error. In preparing the financial statements, Management is responsible for assessing the company's ability to continue as a going concern, for disclosing, as applicable, matters related to going concern, and for using the going concern basis of accounting in preparing the financial statements unless Management either intends to liquidate the company or to cease operations, or has no realistic alternative but to do so.

#### Auditor's responsibilities for the audit of the financial statements

Our objectives are to obtain reasonable assurance about whether the financial statements as a whole are free from material misstatement, whether due to fraud or error, and to issue an auditor's report that includes our opinion. Reasonable assurance is a high level of assurance, but is not a guarantee that an audit conducted in accordance with ISAs and the additional requirements applicable in Denmark will always detect a material misstatement when it exists. Misstatements can arise from fraud or error and are considered material if, individually or in the aggregate, they could reasonably be expected to influence the economic decisions of users taken on the basis of these financial statements. As part of an audit conducted in accordance with ISAs and the additional requirements applicable in Denmark, we exercise professional judgement and maintain professional scepticism throughout the audit. We also:

- Identify and assess the risks of material misstatement of the financial statements, whether due to fraud or error, design and perform audit procedures responsive to those risks, and obtain audit evidence that is sufficient and appropriate to provide a basis for our opinion. The risk of not detecting a material misstatement resulting from fraud is higher than for one resulting from error as fraud may involve collusion, forgery, intentional omissions, misrepresentations, or the override of internal control.
- Obtain an understanding of internal control relevant to the audit in order to design audit procedures that are appropriate in the circumstances, but not for the purpose of expressing an opinion on the effectiveness of the company's internal control.

## Auditor's report, continued

- Evaluate the appropriateness of accounting policies used and the reasonableness of accounting estimates and related disclosures made by Management.
- Conclude on the appropriateness of Management's use of the going concern basis of accounting in preparing the financial statements, and, based on the audit evidence obtained, whether a material uncertainty exists related to events or conditions that may cast significant doubt on the company's ability to continue as a going concern. If we conclude that a material uncertainty exists, we are required to draw attention in our auditor's report to the related disclosures in the financial statements or, if such disclosures are inadequate, to modify our opinion. Our conclusions are based on the audit evidence obtained up to the date of our auditor's report. However, future events or conditions may cause the company to cease to continue as a going concern.
- Evaluate the overall presentation, structure and content of the financial statements, including the disclosures in the notes, and whether the financial statements represent the underlying transactions and events in a manner that gives a true and fair view.

We communicate with those charged with governance regarding, among other matters, the planned scope and timing of the audit and significant audit findings, including any significant deficiencies in internal control that we identify during our audit.

### Statement on Management's Review

Management is responsible for Management's Review.

Our opinion on the financial statements does not cover Management's Review, and we do not express any form of assurance conclusion thereon.

In connection with our audit of the financial statements, our responsibility is to read Management's Review and, in doing so, consider whether Management's Review is materially inconsistent with the financial statements or our knowledge obtained during the audit, or otherwise appears to be materially misstated.

Moreover, it is our responsibility to consider whether Management's Review provides the information required under the Danish Financials Statements Act.

Based on the work we have performed, in our view, Management's Review is in accordance with the financial statements and has been prepared in accordance with the requirements of the Danish Financial Statements Act.

We did not identify any material misstatement in Management's Review.

Søborg, 29 November 2022


inforevision

Statsautoriseret revisionsaktieselskab

CVR No. 19263096



Tore Randinsen Falk Kolby  
State Authorized Public Accountant  
mne32175



Morten Ahrenst  
State Authorized Public Accountant  
mne47780

## Accounting policies

### Information on reporting class

The annual report has been prepared in accordance with Danish financial statement legislation as well as generally accepted accounting principles.

The annual report has been prepared in accordance with the provisions of the Danish Financial Statements Act governing Reporting class B.

Some provisions from reporting class C has been adopted.

The accounting policies have not been changed from last year.

### Generally regarding recognition and measurement

The financial statements have been prepared based on historical cost.

The income is recognised in the income statement as earned. Furthermore, value adjustments of financial assets and liabilities measured at fair value or amortised cost are recognised. Moreover, all expenses incurred to achieve the earnings for the year are recognised in the income statement, including depreciation, amortisation, impairment losses and provisions as well as reversals due to changed accounting estimates of amounts that have previously been recognised in the income statement.

Assets are recognised in the balance sheet when it is probable that future economic benefits attributable to the asset will flow to the company, and the value of the asset can be measured reliably.

Liabilities are recognised in the balance sheet when it is probable that future economic benefits will flow out of the company, and the value of the liability can be measured reliably.

Assets and liabilities are initially measured at cost. Subsequently, assets and liabilities are measured as described for each item below.

Certain financial assets and liabilities are measured at amortised cost, which involves the recognition of a constant effective interest rate over the maturity period. Amortised cost is calculated as original cost less any repayments and with addition/deduction of the cumulative amortisation of any difference between cost and the nominal amount. In this way, capital losses and gains are allocated over the maturity period.

Recognition and measurement take into account predictable losses and risks occurring before the presentation of the annual report which confirm or invalidate affairs and conditions existing at the balance sheet date.

The functional currency is Danish Kroner. All other currencies are considered foreign currencies.

### Foreign currency translation

During the year, transactions in foreign currencies have been translated applying the exchange rate at the transaction date. If currency positions are considered hedge of future cash flows, the value adjustments are recognised directly in equity.

Receivables and debt denominated in foreign currencies have been recognised at the exchange rate of the balance sheet date.

Realised and unrealised exchange gains and losses have been recognised in the income statement under other financial income and expenses.



## Accounting policies, continued

### Income statement

The income statement has been classified by nature.

### Gross profit

Gross profit/loss includes "Revenue", "Cost of sales" and "External expenses".

### Revenue

As income recognition criterion, the production criterion is applied so that revenue comprises the invoiced revenue for the year reduced by prepayments and with addition for work in progress measured at market value. Revenue is measured at fair value excl. VAT and less granted discounts.

### Cost of sales

Cost of sales comprise expenses incurred to earn revenue for the year including changes in goods for resale, raw materials and consumables used as well as packaging in the year.

### External expenses

External expenses comprises Selling costs, Cost of premises and Administrative expenses.

### Staff costs

Staff costs include wages and salaries including holiday pay and pensions and other social security costs etc. to the company's employees. Staff costs are reduced with payments received from public authorities.

### Other operating expenses

Other operating expenses comprises expenses of a secondary nature as viewed in relation to the company's primary activities, including losses on sale of fixed assets.

### Financial income

Financial income is recognised with amounts concerning the the financial year. Financial income comprise interest and interest reimbursements under the Danish Tax Prepayment Scheme.

### Financial expenses

Financial expenses is recognised with amounts concerning the the financial year. Financial expenses comprise interest and interest surcharge under the Danish Tax Prepayment Scheme.

### Tax on profit or loss for the year

Tax on profit or loss for the year represents 22% of the book profit or loss adjusted for non-taxable and non-deductible items.

Tax on profit or loss for the year consists of the anticipated tax portion of the taxable income for the year adjusted for the changes for the year in deferred tax. Changes in deferred taxes due to adjustments of tax rates is recognised in the income statement.

Tax on profit or loss for the year is recognised in the income statement by the portion attributable to the profit or loss for the year and recognised directly in equity by the portion attributable to entries directly in equity.

The company is subject to the Danish Tax Prepayment Scheme. Interest reimbursement and interest surcharge have been recognised in financial income and expenses.

## Accounting policies, continued

### Balance sheet

The balance sheet has been presented in account form.

### Assets

#### Property, plant and equipment

Property, plant and equipment are measured at cost less accumulate depreciation. The basis of depreciation is cost less estimated residual value after the end of useful life.

Cost comprises the acquisition price as well as costs directly related to the acquisition until the time when the asset is ready to be put into operation.

The costprice for an asset is divided into separate components, that are depreciated separately, if the useful life of the individual components is significantly different.

Depreciation is initiated when the assets are ready to be taken into operation. Assets are depreciated on a straight-line basis over their estimated useful lives with following residual values:

Category	Period	Residual value
Leasehold improvements	5 years	0%
Fixtures, fittings, tools and equipment	1 - 5 years	0%

Minor purchases with useful lives below one year have been recognised as an expense in the income statement in external expenses.

Profit/loss on sale or retirement has been included in the income statement under gross profit or loss and other operating expenses.

The carrying amounts of property, plant and equipment are reviewed annually for indication of impairment for losses, apart from what is expressed by usual depreciation. If this applies, impairment for loss is made of each asset or group of assets, respectively, to lower recoverable amount. As recoverable amount, the higher of expected net selling price and net present value is applied. The net present value is calculated as the present value of the expected cash flows from the use of the asset or the group of assets.

Impairment for loss for the year is recognised in the income statement as amortisation, depreciation and impairment for loss of property, plant and equipment and intangible assets.

#### Other receivables classified as fixed assets

Deposits recognised as fixed assets are measured at amortised cost, which usually corresponds to nominal amount.

### Inventories

Inventories are measured at cost according to the FIFO method. In the event of cost exceeding net realisable value, writedown is made to this lower value.

Cost of goods for resale as well as raw materials and consumables comprises purchase price plus delivery costs. Cost of manufactured goods and work in progress consists of costs of raw materials, consumables, direct labour costs and other direct costs.

## Accounting policies, continued

The net realisable value of inventories is calculated at the estimated selling price less completion costs and expected costs to execute sale. The net realisable value is determined allowing for marketability, obsolescence and development in expected sales price.

Received prepayments from customers regarding non delivered goods are recognised as liabilities.

### Receivables

Receivables are measured in the balance sheet at the lower of amortised cost and net realisable value, which corresponds to nominal value less provisions for bad debts. Provisions for bad debts are determined on the basis of an individual assessment of each receivable.

### Prepayments

Prepayments comprise costs incurred relating to subsequent financial years.

### Equity and liabilities

#### Deferred tax and corporation tax

Deferred tax is measured using the balance sheet liability method. Provision has been made for deferred tax by 22% on all temporary differences between carrying amount and tax-based value of assets and liabilities. Deferred tax is also measured with respect of the planned use of the asset and the settlement of the liability.

The tax value of the tax losses to be carried forward are included in the calculation of deferred taxes if it is probable that the losses can be used. Deferred tax assets are measured at net realisable value.

The company is jointly taxed with other Danish group enterprises with Lynx Equity Scandinavia ApS as Management company. The tax effect of the joint taxation is allocated among the group enterprises in ratio to their taxable income according to the rules on full allocation with a refund for tax losses of the Danish Corporation Tax Act.

Joint tax contributions between the jointly taxed companies which have not been settled at the balance sheet date are classified as joint tax contributions in receivables or liabilities other than provisions.

### Financial debts

Financial debts are recognised when raising the loan at the proceeds received net of transaction expenses incurred, which are directly related with the loan. In subsequent years, financial debts are measured at amortised cost equal to the capitalised value using the effective interest rate. The difference between the proceeds and the nominal value is recognised in the income statement over the loan period.

Short-term debts are measured at amortised cost, substantially corresponding to nominal value.

### Prepayments received from customers

Received prepayments from customers comprises prepayments according to an agreement whereas the company has an obligation to deliver services in the subsequent years.

## Income statement

	Note	2021/22 DKK	2021 (7 months) DKK
<b>Gross profit</b>		<b>20,377,842</b>	<b>12,490,038</b>
Staff costs	1	-18,874,810	-11,388,375
<b>Earnings before interest, taxes, depreciation and amortisation (EBITDA)</b>		<b>1,503,032</b>	<b>1,101,663</b>
Depreciation, amortisation and impairment losses of property, plant and equipment and intangible assets		-53,653	-13,585
Other operating expenses		-5,360	0
<b>Earnings before interest and taxes (EBIT)</b>		<b>1,444,019</b>	<b>1,088,078</b>
Finance income		98	800
Finance expenses		-45,569	-35,554
<b>Profit/loss before tax</b>		<b>1,398,548</b>	<b>1,053,324</b>
Tax on profit/loss for the year	2	-305,822	159,894
<b>Profit/loss for the year</b>		<b>1,092,726</b>	<b>1,213,218</b>

## Proposed distribution of profit and loss

	2021/22 DKK	2021 (7 months) DKK
Proposed distribution of profit and loss for the year :		
Transferred to retained earnings	1,092,726	1,213,218
<b>Profit/loss for the year</b>	<b>1,092,726</b>	<b>1,213,218</b>

## Assets

	Note	31/07-2022 DKK	31/07-2021 DKK
Leasehold improvements		67,677	0
Fixtures, fittings, tools and equipment		271,815	75,170
<b>Property, plant and equipment</b>	4	<b>339,492</b>	<b>75,170</b>
Deposits		174,387	0
<b>Investments</b>		<b>174,387</b>	<b>0</b>
<b>Fixed assets</b>		<b>513,879</b>	<b>75,170</b>
Manufactured goods and goods for resale		73,000	73,000
<b>Inventories</b>	4	<b>73,000</b>	<b>73,000</b>
Trade receivables		3,629,575	3,688,130
Receivables from group enterprises		600,000	0
Other receivables		201,563	16,813
Deferred tax assets	2	0	159,894
Prepayments		297,024	312,178
<b>Receivables</b>		<b>4,728,162</b>	<b>4,177,015</b>
<b>Cash at bank and in hand</b>		<b>1,206,241</b>	<b>6,111,513</b>
<b>Current assets</b>		<b>6,007,403</b>	<b>10,361,528</b>
<b>Total assets</b>		<b>6,521,282</b>	<b>10,436,698</b>

## Equity and liabilities

	<u>Note</u>	<u>31/07-2022</u> DKK	<u>31/07-2021</u> DKK
Contributed capital		501,000	501,000
Retained earnings		-494,645	-2,187,371
<b>Equity</b>		<b><u>6,355</u></b>	<b><u>-1,686,371</u></b>
Deferred tax, liabilities	2	48,552	0
<b>Provisions</b>		<b><u>48,552</u></b>	<b><u>0</u></b>
Other payables		1,974,638	1,968,120
<b>Long-term liabilities other than provisions</b>	3	<b><u>1,974,638</u></b>	<b><u>1,968,120</u></b>
Short-term part of long-term liabilities other than provisions		14,046	0
Prepayments received from customers		74,516	0
Trade payables		863,985	583,865
Joint tax contribution payables	2	97,376	0
Other payables		3,441,814	9,571,084
<b>Short-term liabilities other than provisions</b>		<b><u>4,491,737</u></b>	<b><u>10,154,949</u></b>
<b>Liabilities other than provisions</b>		<b><u>6,466,375</u></b>	<b><u>12,123,069</u></b>
<b>Total equity and liabilities</b>		<b><u>6,521,282</u></b>	<b><u>10,436,698</u></b>
Assets charged and collateral	4		
Contingent liabilities	5		
Unrecognised contractual commitments	6		
Group relations	7		

## Statement of changes in equity

	<b>Contributed capital</b>	<b>Retained earnings</b>	<b>Total</b>
	DKK	DKK	DKK
Equity at 1 January 2021	501,000	-3,400,589	-2,899,589
Distributed profit/loss for the year		1,213,218	1,213,218
<b>Equity at 1 August 2021</b>	<b>501,000</b>	<b>-2,187,371</b>	<b>-1,686,371</b>
Group contribution		600,000	600,000
Distributed profit/loss for the year		1,092,726	1,092,726
<b>Equity at 31 July 2022</b>	<b>501,000</b>	<b>-494,645</b>	<b>6,355</b>

## Notes

### 1. Staff costs

	<u>2021/22</u>	<u>2021 (7</u>
	DKK	months)
		DKK
Wages and salaries	16,279,917	9,816,934
Pensions	2,081,026	1,235,105
Other social security costs	460,296	267,849
Other staff cost	53,571	68,487
<b>Total</b>	<b><u>18,874,810</u></b>	<b><u>11,388,375</u></b>
 Average number of full-time employees	 <u>39</u>	 <u>41</u>

### 2. Tax expense

	<u>Joint tax</u>	<u>Deferred</u>	<u>Tax on</u>	<u>2021 (7</u>
	contribution	tax	profit/loss	months)
	DKK	DKK	for the year	DKK
			DKK	DKK
Payables at 1 August 2021	0	-159,894		
Tax on profit/loss for the year	97,376	208,446	305,822	-159,894
<b>Payables at 31 July 2022</b>	<b><u>97,376</u></b>	<b><u>48,552</u></b>		
<b>Tax on profit/loss for the year recognised in the income statement</b>			<b><u>305,822</u></b>	<b><u>-159,894</u></b>
 <i>Recognition in balance sheet:</i>				
Provisions		48,552		
Short-term payables	97,376			
<b>Total</b>	<b><u>97,376</u></b>	<b><u>48,552</u></b>		



## Notes, continued

### 3. Long-term liabilities

	<u>31/07-2022</u>	<u>31/07-2021</u>
	DKK	DKK
<b>Liabilities in total:</b>		
Other payables	1,988,684	1,968,120
<b>Total</b>	<b><u>1,988,684</u></b>	<b><u>1,968,120</u></b>
<b>Current portion of non-current liabilities:</b>		
Other payables	14,046	0
<b>Total</b>	<b><u>14,046</u></b>	<b><u>0</u></b>
<b>Due beyond 5 years after the balance sheet date:</b>		
Other payables	1,974,638	0
<b>Total</b>	<b><u>1,974,638</u></b>	<b><u>0</u></b>

### 4. Assets charged and collateral

	<u>2021/22</u>	
	<u>Nominal value of the col- lateral/debt</u>	<u>Booked value of assets deposited as security</u>
	DKK	DKK
Securities deposited as security for engagement with credit institution	4,000,000	4,042,067

### 5. Contingent liabilities

Yding Gruppen A/S are jointly tax with other group companies and are severally liable for tax on the jointly taxed incomes etc. of the group. Moreover, the group companies are jointly and severally liable for Danish withholding taxes by way of tax on interest, dividend tax and tax on royalty payments. Any subsequent adjustments of corporation taxes and withholding taxes may increase the the company's liability.

Payment guarantee towards third party	201,563
---------------------------------------	---------

## Notes, continued

### 6. Unrecognised contractual commitments

	<u>2021/22</u>
	DKK
The company has entered into rental commitment regarding rent of premises. The rental contract is non-terminable until 01/11 2025. The total commitment represents	1,176,825
The company has entered into operational lease commitment regarding IT equipment, cars and other operating equipment . The lease commitments expire within 2-41 months. The total lease commitment represents	<u>669,122</u>
<b>Total rental and lease obligations</b>	<b><u>1,845,947</u></b>

### 7. Group relations

The company is included in the consolidated report for the parent companies:

The smallest group:

Lynx Equity (U.K.) Limited, 1 Primrose Street, Londo  
England, EX2A 2EX U.K.