

Piaster Revisorerne

we provide more advice

## PAREXEL Denmark A/S

CVR-no. 31 58 86 26

Christianshusvej 189  
2970 Hørsholm

### Annual Report 2017/18 (Financial year 1 July 2017 - 30 June 2018)

The Annual Report is presented and  
adopted at the Annual General Meeting of  
shareholders on the 30 November 2018

Richard B. St. Francis, Jr.  
*Chairman of the meeting*

# Table of Contents

	<u>Page</u>
<b>Statements and reports</b>	
Management's Statement	1
Independent Auditor's Reports	2
<b>Management's Review</b>	
Corporate information	6
Management's Review	7
<b>Financial Statements</b>	
Income Statement	8
Balance Sheet	9
Notes	11
Accounting policies	14

## Management's Statement

The Board of Directors and the Executive Board have today considered and approved the Annual Report of 1 July 2017 - 30 June 2018 for PAREXEL Denmark A/S.

The Annual Report has been prepared in accordance with the Danish Financial Statements Act.


In our opinion the Financial Statements give a true and fair view of the Company's assets and liabilities, financial position and results of operations for the financial year ended 30 June 2018.

In our opinion the Management's Statement gives a true and fair statement regarding the content in the Management's Statement.

We recommend the Annual Report approved at the Annual General Meeting.

Hørsholm, 30 November 2018

Executive Board:




Heidi Malene Juncher-  
Benzon

Board of Directors:



Richard B. St. Francis,  
Jr.



Duncan Jamie  
Macdonald



Michael F. Crowley, III

# **Independent Auditor's Reports**

## ***To the Shareholders of PAREXEL Denmark A/S***

### **Opinion**

We have audited the Financial Statements of PAREXEL Denmark A/S for the financial year 1 July 2017 - 30 June 2018, which comprise the income statement, balance sheet, notes and accounting policies. The financial statements are prepared in accordance with the Danish Financial Statements Act.

In our opinion, the Financial Statements give a true and fair view of the financial position of the Company at 30 June 2018 and of the results of the operations for the financial year 1 July 2017 - 30 June 2018, in accordance with the Danish Financial Statements Act.

### **Basis for Opinion**

We conducted our audit in accordance with International Standards on Auditing (ISAs) and the additional requirements applicable in Denmark. Our responsibilities under those standards and requirements are further described in the "Auditor's Responsibilities for the Audit of the Financial Statements" section of our report. We are independent of the Company in accordance with the International Ethics Standards Board for Accountants' Code of Ethics for Professional Accountants (IESBA Code) and the additional requirements applicable in Denmark, and we have fulfilled our other ethical responsibilities in accordance with these requirements. We believe that the audit evidence we have obtained is sufficient and appropriate to provide a basis for our opinion.

### **Management's Responsibilities for the Financial Statements**

Management is responsible for the preparation of Financial Statements that give a true and fair view in accordance with the Danish Financial Statements Act, and for such internal control as Management determines is necessary to enable the preparation of Financial Statements that are free from material misstatement, whether due to fraud or error.

In preparing the Financial Statements, Management is responsible for assessing the Company's ability to continue as a going concern, disclosing, as applicable, matters related to going concern and using the going concern basis of accounting in preparing the Financial Statements unless Management either intends to liquidate the Company or to cease operations, or has no realistic alternative but to do so.

## **Independent Auditor's Reports (-continued)**

### **Auditor's Responsibilities for the Audit of the Financial Statements**

Our objectives are to obtain reasonable assurance about whether the Financial Statements as a whole are free from material misstatement, whether due to fraud or error, and to issue an auditor's report that includes our opinion. Reasonable assurance is a high level of assurance, but is not a guarantee that an audit conducted in accordance with ISAs and the additional requirements applicable in Denmark will always detect a material misstatement when it exists. Misstatements can arise from fraud or error and are considered material if, individually or in the aggregate, they could reasonably be expected to influence the economic decisions of users taken on the basis of these Financial Statements.

As part of an audit conducted in accordance with ISAs and the additional requirements applicable in Denmark, we exercise professional judgment and maintain professional skepticism throughout the audit. We also:

- Identify and assess the risks of material misstatement of the Financial Statements, whether due to fraud or error, design and perform audit procedures responsive to those risks, and obtain audit evidence that is sufficient and appropriate to provide a basis for our opinion. The risk of not detecting a material misstatement resulting from fraud is higher than for one resulting from error as fraud may involve collusion, forgery, intentional omissions, misrepresentations, or the override of internal control.
- Obtain an understanding of internal control relevant to the audit in order to design audit procedures that are appropriate in the circumstances, but not for the purpose of expressing an opinion on the effectiveness of the Company's internal control.
- Evaluate the appropriateness of accounting policies used and the reasonableness of accounting estimates and related disclosures made by Management.
- Conclude on the appropriateness of Management's use of the going concern basis of accounting in preparing the Financial Statements and, based on the audit evidence obtained, whether a material uncertainty exists related to events or conditions that may cast significant doubt on the Company's ability to continue as a going concern. If we conclude that a material uncertainty exists, we are required to draw attention in our auditor's report to the related disclosures in the Financial Statements or, if such disclosures are inadequate, to modify our opinion. Our conclusions are based on the audit evidence obtained up to the date of our auditor's report. However, future events or conditions may cause the Company to cease to continue as a going concern.

## **Independent Auditor's Reports (-continued)**

- Evaluate the overall presentation, structure and contents of the Financial Statements, including the disclosures, and whether the Financial Statements represent the underlying transactions and events in a manner that gives a true and fair view.
- Obtain sufficient appropriate audit evidence regarding the financial information of the entities or business activities within the Company to express an opinion on the Financial Statements. We are responsible for the direction, supervision and performance of the group audit. We remain solely responsible for our audit opinion.

We communicate with those charged with governance regarding, among other matters, the planned scope and timing of the audit and significant audit findings, including any significant deficiencies in internal control that we identify during our audit.

### **Statement on Management's Review**

Management is responsible for Management's Review.

Our opinion on the Financial Statements does not cover Management's Review, and we do not express any form of assurance conclusion thereon.

In connection with our audit of the Financial Statements, our responsibility is to read Management's Review and, in doing so, consider whether Management's Review is materially inconsistent with the Financial Statements or our knowledge obtained during the audit, or otherwise appears to be materially misstated.


Moreover, it is our responsibility to consider whether Management's Review provides the information required under the Danish Financial Statements Act.

Based on the work we have performed, we conclude that Management's Review is in accordance with the Financial Statements and has been prepared in accordance with the requirements of the Danish Financial Statement Acts. We did not identify any material misstatement of Management's Review.

## Independent Auditor's Reports (-continued)

Birkerød, 30 November 2018

**Piaster Revisorerne,  
statsautoriseret revisionsaktieselskab  
CVR. no.: 25 16 00 37**



Stefan Sølvhøj Johansson  
State Authorized Public Accountant  
mne34123

## Company details

<b>Company details</b>	PAREXEL Denmark A/S Christianshusvej 189 2970 Hørsholm
	CVR no.: 31 58 86 26
	Founded: 1 July 2008
	Registered office: Hørsholm
	Financial year: 1 July - 30 June
<b>Executive Board</b>	Heidi Malene Juncher-Benzon
<b>Board of Directors</b>	Richard B. St. Francis, Jr. Duncan Jamie Macdonald Michael F. Crowley, III
<b>Auditor</b>	Piaster Revisorerne, Statsautoriseret Revisionsaktieselskab Abildgårdsparken 8A 3460 Birkerød



## **Management's Review**

### **Significant activities of entity**

As part of the PAREXEL International Group, a leading biopharmaceutical services company, PAREXEL Denmark A/S is providing a broad range of knowledge-based contract research, consulting and technology products and services to the worldwide pharmaceutical, biotechnology and medical device industries.

### **Development in activities and financial affairs**

The company's financial performance is considered satisfying.

### **Significant events occurred after the end of the financial year**

No events materially affecting the financial position of the company have occurred after the end of the financial year.

## Income Statement 1 July - 30 June

	Notes	2017/18	2016/17
<b>Revenue</b>		<b>37.431.036</b>	<b>44.385.062</b>
Cost of sales		-5.470.684	-8.634.780
Other external expenses		-6.697.518	-5.733.678
<b>Gross profit</b>		<b>25.262.834</b>	<b>30.016.604</b>
Staff costs	1	-23.315.928	-28.380.479
Depreciation, amortisation expense and impairment losses of property, plant and equipment and intangible assets recognised in profit or loss	2	-180.108	-207.273
<b>Operating profit</b>		<b>1.766.798</b>	<b>1.428.852</b>
Financial income		8.287	0
Financial expenses		-66.635	-71.134
<b>Profit before tax</b>		<b>1.708.450</b>	<b>1.357.718</b>
Tax expense	3	-383.728	-299.654
<b>Profit for the year</b>		<b>1.324.722</b>	<b>1.058.064</b>
<b>Proposed distribution of results</b>			
Retained earnings		1.324.722	1.058.064
Proposed dividend recognised in equity		0	0
<b>Total distribution</b>		<b>1.324.722</b>	<b>1.058.064</b>

## Balance Sheet at 30 June

### Assets

	Notes	2018	2017
Fixtures, fittings, tools and equipment	4	379.847	472.894
<b>Property, plant and equipment</b>		<b>379.847</b>	<b>472.894</b>
Other receivables	5	601.786	581.933
<b>Financial fixed assets</b>		<b>601.786</b>	<b>581.933</b>
<b>Fixed assets</b>		<b>981.633</b>	<b>1.054.827</b>
Receivables from group enterprises		5.895.659	6.771.003
Other receivables		517.886	575.467
Deferred tax assets		82.000	1.000
Deferred income assets		118.761	341.814
<b>Receivables</b>		<b>6.614.306</b>	<b>7.689.284</b>
<b>Cash and cash equivalents</b>		<b>7.998.128</b>	<b>7.498.953</b>
<b>Current assets</b>		<b>14.612.434</b>	<b>15.188.237</b>
<b>Assets</b>		<b>15.594.067</b>	<b>16.243.064</b>

## Balance Sheet at 30 June

### Equity and liabilities

	Notes	2018	2017
Share capital		505.000	505.000
Retained earnings		7.986.043	6.661.321
Proposed dividend recognised in equity		0	0
<b>Equity</b>	<b>6</b>	<b>8.491.043</b>	<b>7.166.321</b>
Provisions for deferred tax		0	0
Other provisions		378.000	0
<b>Provisions</b>		<b>378.000</b>	<b>0</b>
Long-term tax payables		194.728	112.654
<b>Long-term liabilities other than provisions</b>		<b>194.728</b>	<b>112.654</b>
Trade payables		830.678	1.695.440
Payables to group enterprises		1.302.661	0
Tax payables		135.000	95.000
Other payables		4.261.957	7.173.649
<b>Short-term liabilities other than provisions</b>		<b>6.530.296</b>	<b>8.964.089</b>
<b>Liabilities other than provisions</b>		<b>6.725.024</b>	<b>9.076.743</b>
<b>Equity and liabilities</b>		<b>15.594.067</b>	<b>16.243.064</b>
Contingent liabilities	7		
Related parties	8		

## Notes

	<u>2017/18</u>	<u>2016/17</u>
<b>1 Staff costs</b>		
Wages and salaries	21,036,148	25,820,428
Post-employment benefit expense	2,020,777	2,212,285
Social security contributions	177,415	236,605
Other staff costs	81,588	111,161
	<u>23,315,928</u>	<u>28,380,479</u>
Average number of full time employees	<u>34</u>	<u>39</u>
<b>2 Depreciation, amortisation expense and impairment losses of property, plant and equipment and intangible assets recognised in profit or loss</b>		
Depreciation, fixtures, fittings, tools and equipment	180,108	207,273
	<u>180,108</u>	<u>207,273</u>
<b>3 Tax expense</b>		
Tax expense on ordinary activities	464,728	302,654
Adjustment of deferred tax	-81,000	-3,000
	<u>383,728</u>	<u>299,654</u>
<b>4 Fixtures, fittings, tools and equipment</b>		
Cost at 1 July	3,215,731	3,191,731
Additions	87,061	24,000
Disposals	0	0
Cost at 30 June	<u>3,302,792</u>	<u>3,215,731</u>
Depreciation at 1 July	2,742,837	2,535,564
Depreciation for the year	180,108	207,273
Depreciation at 30 June	<u>2,922,945</u>	<u>2,742,837</u>
<b>Carrying amount at 30 June</b>	<u>379,847</u>	<u>472,894</u>

## Notes

	<u>2018</u>	<u>2017</u>
<b>5 Other receivables</b>		
Cost at 1 July	581.933	244.750
Additions	19.853	337.183
Cost at 30 June	<u>601.786</u>	<u>581.933</u>
<b>Carrying amount at 30 June</b>	<u>601.786</u>	<u>581.933</u>
<b>6 Equity</b>		
Share capital at 1 July	<u>505.000</u>	<u>505.000</u>
Share capital at 30 June	<u>505.000</u>	<u>505.000</u>
Retained earnings at 1 July	6.661.321	5.603.257
Proposed distribution of results this year	1.324.722	1.058.064
Retained earnings at 30 June	<u>7.986.043</u>	<u>6.661.321</u>
Proposed dividend recognised in equity at 1 July	0	0
Dividend paid	0	0
Proposed distribution of results	0	0
Proposed dividend recognised in equity at 30 June	<u>0</u>	<u>0</u>
<b>Equity 30 June</b>	<u>8.491.043</u>	<u>7.166.321</u>
The share capital of DKK 505 thousand have been issued in shares of DKK 5 thousand or multiples thereof. The share capital has not been changed during the past 5 years. No shares carry special rights.		
<b>Share capital</b>		
Share capital is divided as follows:		
A-shares, 101 shares of DKK 5,000	<u>505.000</u>	<u>505.000</u>
	<u>505.000</u>	<u>505.000</u>

## Notes

### 7 Contingent liabilities

The company has operational leases with a total obligation of TDKK 1.621.

The company has a rent contract with a total obligation of TDKK 1.320.

### 8 Related parties

#### *Information about consolidated financial statements*

Parent:	Domicile:
PAREXEL International Corporation	USA, Massachusetts

#### *Owners*

The following shareholders are listed in the company's shareholder register as owning the entire sharecapital:

PAREXEL International Holding B.V.  
Herman Heijermansweg 20  
1077 WL Amsterdam  
Holland

## **Accounting policies**

The Annual Report has been prepared in accordance with the provisions of the Danish Financial Statements Act applying to enterprises of reporting class B with election from reporting class C.

The accounting policies are consistent with those of last year.

### **General**

#### **Reporting currency**

The Annual Report is presented in Danish kroner (DKK).

#### **In general regarding accounting and measuring**

Income is recognized in the income statement when they are earned. Furthermore are all costs, depreciations and write downs recognized in the income statement when incurred.

Assets are recognized in the balance sheet when it is probable that future economical benefits will accrue to the company and the assets value can be measured reliably.

Liabilities are recognized in the balance sheet when it is probable that future economical benefits will be deducted from the company and the value can be measured reliably.

On initial recognition assets and liabilities are measured to cost price. Thereafter assets and liabilities are measured as described for each entry.

Anticipated risks and losses that arise before the time of presentation of the annual report and that confirm or invalidate affairs and conditions existing at the balance sheet date are considered at recognition and measurement.

#### **Currency retranslation**

Transactions denominated in foreign currency are translated into the functional currency at the exchange rates ruling at the date of the transaction. Exchange differences arising between the transaction date and the exchange rate at the date of actual payment are recognized in the income statement under financial income or financial expenses.

Receivables, payables and other monetary items denominated in foreign currencies are translated into the functional currency at the exchange rates ruling at the balance sheet date. The difference between the exchange rates ruling at the balance sheet date and at the date when the receivable or payable arose is recognized in the income statement under financial income or financial expenses.



## **Accounting policies**

Non-current assets acquired in foreign currency are measured to the exchange rate ruling at the date of the transaction.

### **Income statement**

#### **Revenue**

Fixed price contract revenue is recognized as services are performed and the revenue are based on the following: hours used multiplied with the hourly rate according to agreement. Revenue related to contract modifications is recognized when realization is assured and the amounts are reasonably determinable. Adjustments to contract cost estimates are made in the periods in which the facts that require the revisions become known. When the revised estimate indicates a loss, such loss is provided in the current period in its entirety.

As is customary in the industry, the Company routinely subcontracts with independent physician investigators on behalf of customers in connection with clinical trials and other third party service providers for laboratory analysis and other specialized services.

Reimbursable out-of-pocket expenses are reflected in our Profit and loss account under "Revenue" and "Other external expenses".

#### **Cost of sales**

Cost of sales comprise expenses to rechargeable travel costs etc. The costs are recognised in the same period as revenue.

#### **Other external expenses**

Other external expenses include expenses related to distribution, sale, advertising, housing facilities, administration, bad debt, premises, operating lease agreements etc.

#### **Staff costs**

Staff costs comprise costs such as wages and salaries, pension costs and other social security benefits etc. to the company's employees.

#### **Financial items**

Financial income and expenses are recognized in the income statement with the amounts related to the year. Financial income and expenses comprise interest receivable and payable, realised and unrealised capital gains on securities and currency translation adjustments.

#### **Tax expense**

Tax on income for the year, consisting of the year's current tax and deferred tax, is recognized in the income statement to the extent that it relates to the income or loss for the year and on equity to the extent that it relates there to.

## Accounting policies

### Balance sheet

#### Property, plant and equipment

Property, plant, fixtures, fittings, tools and equipment are measured at historic cost less accumulated depreciation and impairment losses.

Historic cost comprise the purchase price and any costs directly attributable to the acquisition until the date when the asset is available for use.

Assets are depreciated on a straight-line basis over the expected useful economic lives of the assets:

	<u>Useful life</u>	<u>Expected scrap value</u>
Fixtures, fittings, tools and equipment	3-5 years	0-20%

Asset acquisitions below the taxable limit is fully written off in the year of acquisition.

Gains and losses on disposals are determined as the difference between selling price less sales cost and carrying amount at time of disposal and are recognized in the income statement. Gain or loss is recognized under other operating income or expenses.

#### Impairment of property, plant and equipment

The carrying amount of property, plant and equipment is every year reviewed in order to determine if there are indications of impairment exceeding the amount expressed by depreciations and amortisations. If this is the case an impairment test is carried out in order to determine if the recoverable amount is lower than the carrying amount. The assets are written down to this lower value.

Recoverable amount for the asset is determined as the highest value of net sales price and the capital value. If it is not possible to determine the recoverable amount for the individual asset, assets are assessed together with the smallest group of assets where it is possible to determine a reliable evaluation of the recoverable amount.

Assets where it is not possible to determine an individual capital value because the asset does not generate future cash flows is assessed together with the group of assets which they can be attributed to.

## **Accounting policies**

### **Receivables**

Receivables are measured at amortized cost which corresponds in all material respects to nominal value. The value is reduced with provisions for expected bad debts.

### **Cash and bank balances**

Cash comprises cash balances and bank balances.

### **Deferred income**

Deferred income, recognized under assets, comprise prepaid expenses concerning subsequent financial years.

### **Dividends**

Dividends expected to be paid in respect of the year are stated as a separate line item under equity.

### **Provisions**

Provisions are recognized when the company has a legal or actual obligation as a result of an earlier event and it is probable that payment of the liability will result in a consumption of the company's financial resources. Provisions are measured at capital value.

### **Current tax and current deferred tax**

Current tax liabilities and current tax assets are recognized in the balance sheet as estimated tax on the taxable income for the year, adjusted for change in tax on prior years' taxable income and for tax paid under the on-account tax scheme.

Deferred tax is measured according to the balance sheet liability method on all timing differences between the tax and accounting value of assets and liabilities.

Deferred tax assets, including the tax value of tax loss carryforwards, are recognised at the expected value of their utilisation within the foreseeable future; either as a set-off against tax on future income or as a set-off against deferred tax liabilities in the same legal tax entity. Any deferred net assets are measured at net realisable value.

Deferred income tax is measured using tax rules and tax rates that apply by the balance sheet date when the deferred tax asset is realised or the deferred income tax liability is settled. The change in deferred tax as a result of changes in tax rates is recognized in the income statement.

### **Liabilities**

Other liabilities are measured at amortized cost, corresponding to the nominal value.