

## Premium Coffee Denmark ApS

Rygårds Alle 133, 2900 Hellerup  
CVR No. 31426170

## Annual report 2019

The Annual General Meeting adopted the  
annual report on 03.04.2020

A handwritten signature in black ink, appearing to read "Asger Norup Rothenborg". The signature is written over a horizontal line.

**Asger Norup Rothenborg**  
Chairman of the General Meeting

# Contents

Entity details	2
Statement by Management	3
Independent auditor's report	4
Management commentary	7
Income statement for 2019	8
Balance sheet at 31.12.2019	9
Statement of changes in equity for 2019	11
Notes	12
Accounting policies	14

# Entity details

## Entity

Premium Coffee Denmark ApS

Rygårds Alle 133

2900 Hellerup

CVR No.: 31426170

Registered office: Gentofte

Financial year: 01.01.2019 - 31.12.2019

## Board of Directors

Michael Hecker, chairman

Simon Justin Clayes

Flemming Lyngholm

Asger Norup Rothenborg

## Executive Board

Asger Norup Rothenborg, director

## Auditors

Deloitte Statsautoriseret Revisionspartnerselskab

Weidekampsgade 6

P. O. Box 1600

0900 Copenhagen C

# Statement by Management

The Board of Directors and the Executive Board have today considered and approved the annual report of Premium Coffee Denmark ApS for the financial year 01.01.2019 - 31.12.2019.

The annual report is presented in accordance with the Danish Financial Statements Act.


In our opinion, the financial statements give a true and fair view of the Entity's financial position at 31.12.2019 and of the results of its operations for the financial year 01.01.2019 - 31.12.2019.

We believe that the management commentary contains a fair review of the affairs and conditions referred to therein.

We recommend the annual report for adoption at the Annual General Meeting.

København, 03.04.2020

## Executive Board



**Asger Norup Rothenborg**  
director


## Board of Directors

DocuSigned by:  
*Mike Hecker*  
F853DF4851F8428...


**Michael Hecker**  
chairman



**Flemming Lyngholm**



**Simon Justin Claeys** Claeys



**Asger Norup Rothenborg**

# Independent auditor's report

## To the shareholders of Premium Coffee Denmark ApS

### Opinion

We have audited the financial statements of Premium Coffee Denmark ApS for the financial year 01.01.2019 - 31.12.2019, which comprise the income statement, balance sheet, statement of changes in equity and notes, including a summary of significant accounting policies. The financial statements are prepared in accordance with the Danish Financial Statements Act.

In our opinion, the financial statements give a true and fair view of the Entity's financial position at 31.12.2019 and of the results of its operations for the financial year 01.01.2019 - 31.12.2019 in accordance with the Danish Financial Statements Act.

### Basis for opinion

We conducted our audit in accordance with International Standards on Auditing (ISAs) and additional requirements applicable in Denmark. Our responsibilities under those standards and requirements are further described in the "Auditor's responsibilities for the audit of the financial statements" section of this auditor's report. We are independent of the Entity in accordance with the International Ethics Standards Board of Accountants' Code of Ethics for Professional Accountants (IESBA Code) and the additional requirements applicable in Denmark, and we have fulfilled our other ethical responsibilities in accordance with these requirements. We believe that the audit evidence we have obtained is sufficient and appropriate to provide a basis for our opinion.

### Management's responsibilities for the financial statements

Management is responsible for the preparation of financial statements that give a true and fair view in accordance with the Danish Financial Statements Act, and for such internal control as Management determines is necessary to enable the preparation of financial statements that are free from material misstatement, whether due to fraud or error.

In preparing the financial statements, Management is responsible for assessing the Entity's ability to continue as a going concern, for disclosing, as applicable, matters related to going concern, and for using the going concern basis of accounting in preparing the financial statements unless Management either intends to liquidate the Entity or to cease operations, or has no realistic alternative but to do so.

### Auditor's responsibilities for the audit of the financial statements

Our objectives are to obtain reasonable assurance about whether the financial statements as a whole are free from material misstatement, whether due to fraud or error, and to issue an auditor's report that includes our opinion. Reasonable assurance is a high level of assurance, but is not a guarantee that an audit conducted in accordance with ISAs and the additional requirements applicable in Denmark will always detect a material misstatement when it exists. Misstatements can arise from fraud or error and are considered material if, individually or in the aggregate, they could reasonably be expected to influence the economic decisions of users taken on the basis of these financial statements.

As part of an audit conducted in accordance with ISAs and the additional requirements applicable in Denmark, we exercise professional judgement and maintain professional scepticism throughout the audit. We also:

- Identify and assess the risks of material misstatement of the financial statements, whether due to fraud or error, design and perform audit procedures responsive to those risks, and obtain audit evidence that is sufficient and appropriate to provide a basis for our opinion. The risk of not detecting a material misstatement resulting from fraud is higher than for one resulting from error, as fraud may involve collusion, forgery, intentional omissions, misrepresentations, or the override of internal control.
- Obtain an understanding of internal control relevant to the audit in order to design audit procedures that are appropriate in the circumstances, but not for the purpose of expressing an opinion on the effectiveness of the Entity's internal control.
- Evaluate the appropriateness of accounting policies used and the reasonableness of accounting estimates and related disclosures made by Management.
- Conclude on the appropriateness of Management's use of the going concern basis of accounting in preparing the financial statements, and, based on the audit evidence obtained, whether a material uncertainty exists related to events or conditions that may cast significant doubt on the Entity's ability to continue as a going concern. If we conclude that a material uncertainty exists, we are required to draw attention in our auditor's report to the related disclosures in the financial statements or, if such disclosures are inadequate, to modify our opinion. Our conclusions are based on the audit evidence obtained up to the date of our auditor's report. However, future events or conditions may cause the Entity to cease to continue as a going concern.
- Evaluate the overall presentation, structure and content of the financial statements, including the disclosures in the notes, and whether the financial statements represent the underlying transactions and events in a manner that gives a true and fair view.

We communicate with those charged with governance regarding, among other matters, the planned scope and timing of the audit and significant audit findings, including any significant deficiencies in internal control that we identify during our audit.

**Statement on the management commentary**

Management is responsible for the management commentary.

Our opinion on the financial statements does not cover the management commentary, and we do not express any form of assurance conclusion thereon.

In connection with our audit of the financial statements, our responsibility is to read the management commentary and, in doing so, consider whether the management commentary is materially inconsistent with the financial statements or our knowledge obtained in the audit or otherwise appears to be materially misstated.

Moreover, it is our responsibility to consider whether the management commentary provides the information required under the Danish Financial Statements Act.

Based on the work we have performed, we conclude that the management commentary is in accordance with the financial statements and has been prepared in accordance with the requirements of the Danish Financial Statements Act. We did not identify any material misstatement of the management commentary.

København, 03.04.2020

**Deloitte**

Statsautoriseret Revisionspartnerselskab  
CVR No. 33963556

**Bjørn Winkler Jakobsen**

State Authorised Public Accountant  
Identification No (MNE) mne32127

**Hans Tauby**

State Authorised Public Accountant  
Identification No (MNE) mne44339

# Management commentary

## Primary activities

The main activity of the Company is to trade with coffee, coffee machines and products related to coffee brewing as well as investments and related services.

## Development in activities and finances

The income statement for 2019 shows a profit of DKK 2,441,051 against a profit of DKK 2,306,847 last year.

The results are as expected.

## Events after the balance sheet date

The outbreak of coronavirus/COVID-19 has escalated in the beginning of 2020, and WHO has on March 11th 2020 declared the outbreak to be a worldwide pandemic. The outbreak has resulted in a series of precautions, that affects the daily operations, both for the Company, suppliers, customers and other business partners. The economic effect cannot be measured at this time.

No other events have occurred after the balance sheet date to this date, which would influence the evaluation of this annual report.



# Income statement for 2019

	Notes	2019 DKK	2018 DKK
<b>Gross profit/loss</b>		<b>16,984,222</b>	<b>17,091,631</b>
Staff costs	1	(13,139,167)	(13,322,867)
Depreciation, amortisation and impairment losses	2	(452,122)	(372,816)
<b>Operating profit/loss</b>		<b>3,392,933</b>	<b>3,395,948</b>
Other financial income	3	271,176	238,309
Other financial expenses	4	(534,901)	(676,759)
<b>Profit/loss before tax</b>		<b>3,129,208</b>	<b>2,957,498</b>
Tax on profit/loss for the year	5	(688,157)	(650,651)
<b>Profit/loss for the year</b>		<b>2,441,051</b>	<b>2,306,847</b>
<b>Proposed distribution of profit and loss</b>			
Retained earnings		2,441,051	2,306,847
<b>Proposed distribution of profit and loss</b>		<b>2,441,051</b>	<b>2,306,847</b>

# Balance sheet at 31.12.2019

## Assets

	Notes	2019 DKK	2018 DKK
Other fixtures and fittings, tools and equipment		1,976,074	1,833,635
<b>Property, plant and equipment</b>	6	<b>1,976,074</b>	<b>1,833,635</b>
Receivables from group enterprises		12,716,487	12,865,259
Deposits		710,738	538,788
Deferred tax		563,816	812,028
<b>Other financial assets</b>		<b>13,991,041</b>	<b>14,216,075</b>
<b>Fixed assets</b>		<b>15,967,115</b>	<b>16,049,710</b>
Manufactured goods and goods for resale		9,522,497	7,609,279
<b>Inventories</b>		<b>9,522,497</b>	<b>7,609,279</b>
Trade receivables		7,063,492	9,124,015
Receivables from group enterprises		83,125	1,948,025
Other receivables		0	103,040
Prepayments		243,588	371,461
<b>Receivables</b>		<b>7,390,205</b>	<b>11,546,541</b>
<b>Current assets</b>		<b>16,912,702</b>	<b>19,155,820</b>
<b>Assets</b>		<b>32,879,817</b>	<b>35,205,530</b>

**Equity and liabilities**

	<b>Notes</b>	<b>2019 DKK</b>	<b>2018 DKK</b>
Contributed capital		500,000	500,000
Retained earnings		10,981,346	8,540,295
<b>Equity</b>		<b>11,481,346</b>	<b>9,040,295</b>
Other payables		483,965	0
<b>Non-current liabilities other than provisions</b>	<b>7</b>	<b>483,965</b>	<b>0</b>
Bank loans		8,395,331	9,903,836
Prepayments received from customers		2,109,508	3,182,455
Trade payables		7,541,728	7,748,374
Payables to group enterprises		473,207	1,825,636
Income tax payable		381,677	479,040
Other payables		2,013,055	3,025,894
<b>Current liabilities other than provisions</b>		<b>20,914,506</b>	<b>26,165,235</b>
<b>Liabilities other than provisions</b>		<b>21,398,471</b>	<b>26,165,235</b>
<b>Equity and liabilities</b>		<b>32,879,817</b>	<b>35,205,530</b>
Unrecognised rental and lease commitments	8		
Contingent liabilities	9		
Assets charged and collateral	10		

# Statement of changes in equity for 2019

	<b>Contributed capital DKK</b>	<b>Retained earnings DKK</b>	<b>Total DKK</b>
Equity beginning of year	500,000	8,540,295	9,040,295
Profit/loss for the year	0	2,441,051	2,441,051
<b>Equity end of year</b>	<b>500,000</b>	<b>10,981,346</b>	<b>11,481,346</b>

# Notes

## 1 Staff costs

	2019 DKK	2018 DKK
Wages and salaries	12,006,398	12,092,741
Pension costs	747,629	768,826
Other social security costs	156,196	149,479
Other staff costs	228,944	311,821
	<b>13,139,167</b>	<b>13,322,867</b>
Average number of full-time employees	<b>23</b>	<b>23</b>

## 2 Depreciation, amortisation and impairment losses

	2019 DKK	2018 DKK
Depreciation of property, plant and equipment	452,122	372,816
	<b>452,122</b>	<b>372,816</b>

## 3 Other financial income

	2019 DKK	2018 DKK
Financial income from group enterprises	253,340	238,309
Other interest income	17,836	0
	<b>271,176</b>	<b>238,309</b>

## 4 Other financial expenses

	2019 DKK	2018 DKK
Financial expenses from group enterprises	184,654	67,022
Exchange rate adjustments	0	35,000
Other financial expenses	350,247	574,737
	<b>534,901</b>	<b>676,759</b>

## 5 Tax on profit/loss for the year

	2019 DKK	2018 DKK
Current tax	439,677	479,040
Change in deferred tax	248,480	171,611
	<b>688,157</b>	<b>650,651</b>

## 6 Property, plant and equipment

	<b>Other fixtures and fittings, tools and equipment DKK</b>
Cost beginning of year	2,790,815
Additions	594,561
<b>Cost end of year</b>	<b>3,385,376</b>
Depreciation and impairment losses beginning of year	(957,180)
Depreciation for the year	(452,122)
<b>Depreciation and impairment losses end of year</b>	<b>(1,409,302)</b>
<b>Carrying amount end of year</b>	<b>1,976,074</b>

## 7 Non-current liabilities other than provisions

	<b>Due after more than 12 months 2019 DKK</b>
Other payables	483,965
	<b>483,965</b>

## 8 Unrecognised rental and lease commitments

	<b>2019 DKK</b>	<b>2018 DKK</b>
Liabilities under rental or lease agreements until maturity in total	<b>13,210,856</b>	<b>6,709,484</b>

## 9 Contingent liabilities

The Entity serves as the administration company in a Danish joint taxation arrangement. According to the joint taxation provisions of the Danish Corporation Tax Act, the Entity is therefore liable for income taxes etc for the jointly taxed entities, and for obligations, if any, relating to the withholding of tax on interest, royalties and dividend for these entities.

## 10 Assets charged and collateral

The Company has placed assets worth a total of DKK 7,000,000 as security for the Company's bank debt.

The company has issued a first demand bank guarantee of DKK 149 thousand.

# Accounting policies

## Reporting class

This annual report has been presented in accordance with the provisions of the Danish Financial Statements Act governing reporting class B enterprises with addition of certain provisions for reporting class C.

The accounting policies applied to these financial statements are consistent with those applied last year.

## Recognition and measurement

Assets are recognised in the balance sheet when it is probable as a result of a prior event that future economic benefits will flow to the Entity, and the value of the asset can be measured reliably.

Liabilities are recognised in the balance sheet when the Entity has a legal or constructive obligation as a result of a prior event, and it is probable that future economic benefits will flow out of the Entity, and the value of the liability can be measured reliably.

On initial recognition, assets and liabilities are measured at cost. Measurement subsequent to initial recognition is effected as described below for each financial statement item.

Anticipated risks and losses that arise before the time of presentation of the annual report and that confirm or invalidate affairs and conditions existing at the balance sheet date are considered at recognition and measurement.

Income is recognised in the income statement when earned, whereas costs are recognised by the amounts attributable to this financial year.

## Income statement

### Gross profit or loss

Gross profit or loss comprises revenue, changes in inventories of finished goods and work in progress, own work capitalised, other operating income, cost of raw materials and consumables and external expenses.

### Revenue

Revenue from the sale of manufactured goods and goods for resale is recognised in the income statement when delivery is made and risk has passed to the buyer. Revenue from the sale of services is recognised in the income statement when delivery is made to the buyer. Revenue is recognised net of VAT, duties and sales discounts and is measured at fair value of the consideration fixed.

### Cost of sales

Cost of sales comprises goods consumed in the financial year measured at cost, adjusted for ordinary inventory writedowns.

### Other external expenses

Other external expenses include expenses relating to the Entity's ordinary activities, including expenses for premises, stationery and office supplies, marketing costs, etc. This item also includes writedowns of receivables recognised in current assets.

**Staff costs**

Staff costs comprise salaries and wages, and social security contributions, pension contributions, etc for entity staff.

**Depreciation, amortisation and impairment losses**

Depreciation, amortisation and impairment losses relating to property, plant and equipment and intangible assets comprise depreciation, amortisation and impairment losses for the financial year, and gains and losses from the sale of intangible assets and property, plant and equipment.

**Other financial income**

Other financial income comprises dividends etc received on other investments, interest income, including interest income on receivables from group enterprises, net capital or exchange gains on securities, payables and transactions in foreign currencies, amortisation of financial assets, and tax relief under the Danish Tax Prepayment Scheme etc.

**Other financial expenses**

Other financial expenses comprise interest expenses, including interest expenses on payables to group enterprises, net capital or exchange losses on securities, payables and transactions in foreign currencies, amortisation of financial liabilities, and tax surcharge under the Danish Tax Prepayment Scheme etc.

**Tax on profit/loss for the year**

Tax for the year, which consists of current tax for the year and changes in deferred tax, is recognised in the income statement by the portion attributable to the profit for the year and recognised directly in equity by the portion attributable to entries directly in equity.

**Balance sheet****Property, plant and equipment**

other fixtures and fittings, tools and equipment are measured at cost less accumulated depreciation and impairment losses.

Cost comprises the acquisition price, costs directly attributable to the acquisition and preparation costs of the asset until the time when it is ready to be put into operation.

The basis of depreciation is cost less estimated residual value after the end of useful life. Straight-line depreciation is made on the basis of the following estimated useful lives of the assets:

Other fixtures and fittings, tools and equipment	3-5 years
--	-----------

Estimated useful lives and residual values are reassessed annually.

Other fixtures and fittings, tools and equipment are written down to the lower of recoverable amount and carrying amount.

**Receivables**

Receivables are measured at amortised cost, usually equalling nominal value, less writedowns for bad and doubtful debts.



**Deferred tax**

Deferred tax is recognised on all temporary differences between the carrying amount and the tax-based value of assets and liabilities, for which the tax-based value is calculated based on the planned use of each asset.

Deferred tax assets, including the tax base of tax loss carryforwards, are recognised in the balance sheet at their estimated realisable value, either as a set-off against deferred tax liabilities or as net tax assets.

**Inventories**

Inventories are measured at the lower of cost using the FIFO method and net realisable value.

Cost consists of purchase price plus delivery costs.

The net realisable value of inventories is calculated as the estimated selling price less completion costs and costs incurred to execute sale.

**Prepayments**

Prepayments comprise incurred costs relating to subsequent financial years. Prepayments are measured at cost.

**Other financial liabilities**

Other financial liabilities are measured at amortised cost, which usually corresponds to nominal value.

**Prepayments received from customers**

Prepayments received from customers comprise amounts received from customers prior to delivery of the goods agreed or completion of the service agreed.

**Income tax receivable or payable**

Current tax receivable or payable is recognised in the balance sheet, stated as tax computed on this year's taxable income, adjusted for prepaid tax.