



**MONIER APS
KYSTVEJEN 56
DK-9400 NØRRESUNDBY
REG. NO. 31310113**

ANNUAL REPORT 2019

Approved at the Company's annual general meeting on 07 August 2020

Chairman

A handwritten signature in blue ink, consisting of several loops and a long horizontal stroke, positioned above a solid black horizontal line.

Contents

	<u>Page</u>
Company details	2
Statement by the Board of Directors and the Executive Board	3
Independent auditors' report	4 - 5
Management's review	6 - 8
Income statement	9
Balance sheet	10 - 11
Statement of changes in equity	12
Cash flow statement	13
Notes	14 - 20

Company details

Company	Monier ApS Kystvejen 56 DK-9400 Nørresundby Reg. no. 31 31 01 13 Phone +45 96 31 61 00 Webside www.monier.dk E-mail tag@monier.com Established: 15 February 1971 Registered office: Aalborg Financial year 1 January – 31 December
Board of Directors	Flemming Adolfsen, Chairman Klaus Sonne Ravn, Vice chairman Jørgen Nørgaard Øster Jens A. Lydolph-Nielsen *) Jens Ove Christensen *) *) employee representative
Executive Board	Flemming Adolfsen, CEO Jørgen Nørgaard Øster, CFO
Auditors	Ernst & Young Godkendt Revisionspartnerselskab Vestre Havnepromenade 1 A DK-9000 Aalborg
Bankers	Handelsbanken Østre Havnegade 14 DK-9000 Aalborg

Statement by the Board of Directors and the Executive Board

The Board of Directors and the Executive Board have today discussed and approved the annual report of Monier ApS for the financial year 1 January to 31 December 2019.

The annual report has been prepared in accordance with the Danish Financial Statements Act.


In our opinion, the financial statements give a true and fair view of the Company's assets, liabilities and financial position at 31 December 2019 and of the results of its operations and cash flows for the financial year 1 January – 31 December 2019.

Further, in our opinion, the Management's review gives a fair review of the development in the Company's activities and financial matters of the result for the year and of the Company's financial position.

We recommend that the annual report be approved at the annual general meeting.

Nørresundby, 07 August 2020

Executive Board

DocuSigned by:

1831CD9E48E440D...
Flemming Adolfsen
CEO

DocuSigned by:

B55F1F099C76438
Jørgen Nørgaard Øster

Board of Directors

DocuSigned by:


1831CD9E48E440D...
Flemming Adolfsen
(Chairman)

DocuSigned by:

D64D82E98C2927A
Klaus Sofie Ravn
(Vice chairman)

DocuSigned by:

B55F1F099C76438
Jørgen Nørgaard Øster

DocuSigned by:

69CF9E5419C463
Jens A. Lydolph-Nielsen

DocuSigned by:

54B7D8DAE90C41A
Jens Ove Christensen

Independent auditor's report

To the shareholders of Monier ApS

Opinion

We have audited the financial statements of Monier ApS for the financial year 1 January – 31 December 2019, which comprise income statement, balance sheet, statement of changes in equity, cash flow statement and notes, including accounting policies. The financial statements are prepared in accordance with the Danish Financial Statements Act.

In our opinion, the financial statements give a true and fair view of the financial position of the Company at 31 December 2019 and of the results of the Company's operations and cash flows for the financial year 1 January – 31 December 2019 in accordance with the Danish Financial Statements Act.

Basis for opinion

We conducted our audit in accordance with International Standards on Auditing (ISAs) and additional requirements applicable in Denmark. Our responsibilities under those standards and requirements are further described in the "Auditor's responsibilities for the audit of the financial statements" section of our report. We believe that the audit evidence we have obtained is sufficient and appropriate to provide a basis for our opinion.

Independence

We are independent of the Company in accordance with the International Ethics Standards Board for Accountants' Code of Ethics for Professional Accountants (IESBA Code) and additional requirements applicable in Denmark, and we have fulfilled our other ethical responsibilities in accordance with these rules and requirements.

Management's responsibilities for the financial statements

Management is responsible for the preparation of financial statements that give a true and fair view in accordance with the Danish Financial Statements Act and for such internal control as Management determines is necessary to enable the preparation of financial statements that are free from material misstatement, whether due to fraud or error.

In preparing the financial statements, Management is responsible for assessing the Company's ability to continue as a going concern, disclosing, as applicable, matters related to going concern and using the going concern basis of accounting in preparing the financial statements unless Management either intends to liquidate the Company or to cease operations, or has no realistic alternative but to do so.

Auditor's responsibilities for the audit of the financial statements

Our objectives are to obtain reasonable assurance as to whether the financial statements as a whole are free from material misstatement, whether due to fraud or error, and to issue an auditor's report that includes our opinion. Reasonable assurance is a high level of assurance, but is not a guarantee that an audit conducted in accordance with ISAs and additional requirements applicable in Denmark will always detect a material misstatement when it exists. Misstatements can arise from fraud or error and are considered material if, individually or in the aggregate, they could reasonably be expected to influence the economic decisions of users taken on the basis of the financial statements.

As part of an audit conducted in accordance with ISAs and additional requirements applicable in Denmark, we exercise professional judgement and maintain professional scepticism throughout the audit. We also:

- ▶ Identify and assess the risks of material misstatement of the financial statements, whether due to fraud or error, design and perform audit procedures responsive to those risks and obtain audit evidence that is sufficient and appropriate to provide a basis for our opinion. The risk of not detecting a material misstatement resulting from fraud is higher than for one resulting from error, as fraud may involve collusion, forgery, intentional omissions, misrepresentations or the override of internal control.

- ▶ Obtain an understanding of internal control relevant to the audit in order to design audit procedures that are appropriate in the circumstances, but not for the purpose of expressing an opinion on the effectiveness of the Company's internal control.
- ▶ Evaluate the appropriateness of accounting policies used and the reasonableness of accounting estimates and related disclosures made by Management.
- ▶ Conclude on the appropriateness of Management's use of the going concern basis of accounting in preparing the financial statements and, based on the audit evidence obtained, whether a material uncertainty exists related to events or conditions that may cast significant doubt on the Company's ability to continue as a going concern. If we conclude that a material uncertainty exists, we are required to draw attention in our auditor's report to the related disclosures in the financial statements or, if such disclosures are inadequate, to modify our opinion. Our conclusions are based on the audit evidence obtained up to the date of our auditor's report. However, future events or conditions may cause the Company to cease to continue as a going concern.
- ▶ Evaluate the overall presentation, structure and contents of the financial statements, including the note disclosures, and whether the financial statements represent the underlying transactions and events in a manner that gives a true and fair view.

We communicate with those charged with governance regarding, among other matters, the planned scope and timing of the audit and significant audit findings, including any significant deficiencies in internal control that we identify during our audit.

Statement on the Management's review

Management is responsible for the Management's review.

Our opinion on the financial statements does not cover the Management's review, and we do not express any form of assurance conclusion thereon.

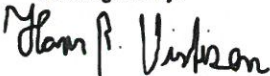
In connection with our audit of the financial statements, our responsibility is to read the Management's review and, in doing so, consider whether the Management's review is materially inconsistent with the financial statements or our knowledge obtained during the audit, or otherwise appears to be materially misstated.

Moreover, it is our responsibility to consider whether the Management's review provides the information required under the Danish Financial Statements Act.

Based on the work we have performed, we conclude that the Management's review is in accordance with the financial statements and has been prepared in accordance with the requirements of the Danish Financial Statement Act. We did not identify any material misstatement of the Management's review.

Nørresundby, August 7 2020
ERNST & YOUNG
Godkendt Revisionspartnerselskab
CVR no. 30 70 02 28

DocuSigned by:



7D271E4A880B498...

Hans B. Vistisen
State Authorised Public Accountant
mne23254

Management's review

	<u>2015</u> DKK'000	<u>2016</u> DKK'000	<u>2017</u> DKK'000	<u>2018</u> DKK'000	<u>2019</u> DKK'000
Financial highlights					
Key figures					
Gross profit	52,029	51,107	49,843	59,546	59,225
Operating profit/loss	11,333	8,280	5,741	14,091	17,418
Profit from financial income and expenses	5,326	312	199	354	476
Profit/loss for the year	12,660	6,615	4,556	11,164	13,874
Equity	244,139	210,754	206,310	209,474	215,348
Total assets	287,102	254,049	248,652	265,580	272,266
Investments in property, plant and equipment	5,434	12,145	19,726	8,657	6,524
Cash flows from operating activities	19,470	16,494	3,541	7,880	-4,650
Cash flows from investing activities	-5,434	-11,975	-19,726	-8,657	-6,473
Cash flows from financing activities	-6,011	-38,944	5,995	-8,572	-10,739
Changes in cash and cash equivalents	8,025	-34,425	-10,190	-9,349	-21,862
Financial ratios					
Return on invested capital (%)	4.1	3.1	2.3	5.5	6.5
Return on equity (%)	5.3	3.0	2.2	5.4	6.5
Solvency ratio (%)	85.0	83.0	83.0	78.9	79.1
No. of employees	70	73	75	72	64

Financial ratios are calculated in accordance with the Danish Society of Financial Analysts.

The financial ratios stated in the survey of financial highlights have been calculated as follows:

Return on invested capital	=	$\frac{\text{Operating profit} \times 100}{\text{Average invested capital}}$
Return on equity	=	$\frac{\text{Profit for the year} \times 100}{\text{Average equity}}$
Solvency ratio	=	$\frac{\text{Equity} \times 100}{\text{Total assets}}$

Management's review

Operating review

Principal activities of the company

The Company is engaged in the production and sale of roofing products and related products. The production of concrete and brick roof tiles takes place in Hersom and Volstrup. The Company moreover sells interlocking tiles from its affiliated companies in Germany and the Netherlands.

Monier ApS is part of the BMI Group, which in turn is part of the Standard Industries family of companies, which includes GAF, the leading manufacturer of roofing and waterproofing solutions in North America. BMI Group was established following the coming together of Braas Monier and Icopal in 2017. The combined heritage of these two groups represents a rich history of delivering roofing and waterproofing excellence to customers and brings together some of the biggest and most trusted names in the industry.

Development in activities and financial matters

The Company reported a profit before tax of DKK'000 17,893 for 2019 and the Company's balance sheet showed equity of DKK'000 215,348 at 31 December 2019. Profit for the year is better than expected for 2019, and also better than last year. The profit for the year is considered satisfactory. The operating cash flow for the year is not satisfactory, and there will be an increased cash flow focus for the year 2020.

Monier ApS' activities are affected by the development in the roofing market.

Particular risks

General risks

Offering competitive prices and quality makes up the Company's most significant operating risk.

Credit risks

The Company solely provides credit to customers in the course of normal trading, and the Company's credit policy ensures that all customers are regularly credit rated. All trade receivables are insured to the extent possible.

Management's review

Operating review

Environmental issues

The Company is environmentally conscious and constantly strives at reducing its environmental impact from its operations.

The factory in Hersom has obtained environmental approval from the local authorities in Viborg, and the factory in Volstrup from the local authorities in Frederikshavn.

Research and development activities

The Company does not carry out any actual research and development activities but regularly strives at developing and improving its product range.

Significant events after the balance sheet date

The development in 2020 will be dependent on the Covid-19 situation and its impact on customers and suppliers with possible lower market activity.

Besides this, no events have occurred after the balance sheet date affecting the evaluation of the annual report.

Outlook

The Company expects the market for 2020 to be at the same level as in 2019. The Company expects positive result and positive cash flow from operations. The Company is expected to continue big investments to develop the company.

Income statement

	<u>Note</u>	<u>2019</u> DKK'000	<u>2018</u> DKK'000
Gross profit		59,225	59,546
Distribution costs	2	-27,010	-33,628
Administrative expenses	2	-14,797	-11,827
Operating profit		17,418	14,091
Financial income	3	825	707
Financial expenses	4	-349	-353
Profit before tax		17,893	14,445
Tax on profit for the year	5	-4,019	-3,281
PROFIT FOR THE YEAR	6	13,874	11,164

Balance sheet

	<u>Note</u>	<u>2019</u> <u>DKK'000</u>	<u>2018</u> <u>DKK'000</u>
ASSETS			
Non-current assets			
Land and buildings		6,285	6,653
Plant and machinery		45,125	46,275
Fixtures and fittings and equipment		2,874	2,482
Property, plant and equipment under construction		1,200	475
Total property, plant and equipment	7	55,484	55,885
Total non-current assets		55,484	55,885
Current assets			
Raw materials and consumables		11,559	10,742
Work in progress		367	342
Finished goods and goods for resale		24,972	24,896
Inventories		36,898	35,980
Trade receivables		42,292	31,961
Amounts owed by group enterprises		127,639	133,237
Deferred tax asset	8	8,921	7,859
Other receivables		373	636
Prepayments		659	22
Receivables		179,884	173,715
Cash at bank and in hand		0	0
Total current assets		216,782	209,695
TOTAL ASSETS		272,266	265,580

Balance sheet

	<u>Note</u>	<u>2019</u> DKK'000	<u>2018</u> DKK'000
EQUITY AND LIABILITIES			
Share capital		58,000	58,000
Retained earnings		157,348	143,474
Proposed dividends for the year		0	8,000
Total equity	9	<u>215,348</u>	<u>209,474</u>
Other provisions	10	3,352	4,857
Total provisions		<u>3,352</u>	<u>4,857</u>
Other Payables		941	0
Non Current Liabilities		<u>941</u>	<u>0</u>
Trade payables		6,509	18,821
Payable to group enterprises		23,411	9,885
Joint taxation contribution payable		5,074	4,082
Other payables		17.631	18,461
Current liabilities other than provisions		<u>52.625</u>	<u>51,249</u>
EQUITY AND LIABILITIES		<u>272,266</u>	<u>265,580</u>
Accounting policies	1		
Guarantees and other contingent liabilities	11		
Related party disclosures	12		
Significant events after the balance sheet date	13		

Statement of changes in equity

<u>Notes</u>	<u>Share capital DKK'000</u>	<u>Retained earnings DKK'000</u>	<u>Proposed dividends for the financial year DKK'000</u>	<u>Total DKK'000</u>
Equity at 1 January 2018	58,000	140,310	8,000	206,310
Distributed dividends	0	0	-8,000	-8,000
Proposed profit appropriation	<u>0</u>	<u>3,164</u>	<u>8,000</u>	<u>11,164</u>
Equity at 31 December 2018	<u>58,000</u>	<u>143,474</u>	<u>8,000</u>	<u>209,474</u>
Equity at 1 January 2019	58,000	143,474	8,000	209,474
Distributed dividends	0	0	-8,000	-8,000
Proposed profit appropriation	<u>0</u>	<u>13,874</u>	<u>0</u>	<u>13,874</u>
Equity at 31 December 2019	<u>58,000</u>	<u>157,348</u>	<u>0</u>	<u>215,348</u>

Cash flow statement

	Note	2019 DKK'000	2018 DKK'000
Operating profit		17,418	14,091
Depreciation, amortisation and impairment losses		6,096	5,789
Loss disposal of property, plant and equipment		778	0
Changes in provisions		-1,505	-956
Changes in working capital:			
Changes in inventories		-918	-2,785
Changes in receivables		-10,705	-13,675
Changes in trade payables		-12,312	8,772
Changes in other payables		111	-1,365
		-1,037	9,871
Financial income and expenses		476	354
Corporation tax paid		-4,089	-2,345
Cash flows from operating activities		-4,650	7,880
Acquisition of property, plant and equipment		-6,524	-8,657
Sale of property, plant and equipment		51	0
Cash flows from investing activities		-6,473	-8,657
Paid dividend		-8,000	-8,000
Changes in receivables and amounts owed to group enterprises		-2,739	-572
Cash flows from financing activities		-10,739	-8,572
Changes in cash and cash equivalents		-21,862	-9,349
Cash equivalents in cash pool at 1 January		747	10,085
Cash at 1 January		0	11
Cash and cash equivalents at 1 January		747	10,096
Calculated cash and cash equivalents at 31 december		-21,115	747
Cash equivalents in cash pool at 31 December		-21,115	747
Cash at 31 December		0	0
Cash and cash equivalents at 31 December		-21,115	747

Notes to the financial statement

1 Accounting policies

The annual report of Monier ApS for 2019 has been prepared in accordance with the provisions applying to reporting class C medium-sized entities under the Danish Financial Statements Act.

The accounting policies used in the preparation of the financial statements are consistent with those of last year.

The Company has decided not to disclose remuneration of the Executive Board and the Board of Directors in accordance with section 98b (3) of the Danish Financial Statements Act.

Foreign currency translation

On initial recognition, transactions denominated in foreign currencies are translated at the exchange rates at the transaction date. Receivables and payables and other monetary items denominated in foreign currencies which are not settled at the balance sheet date are translated at the exchange rate at the balance sheet date. Foreign exchange differences arising between the exchange rates at the transaction date and at the date of payment and the rate at the balance sheet date, respectively, are recognised in the income statement as financial income or financial expenses.

Income statement

Revenue

The company has chosen IFRS 15 as interpretation for revenue recognition. Revenue from the sale of goods for resale and finished goods is recognised in the income statement when delivery and transfer of risk to the buyer has taken place. Revenue is measured ex VAT, taxes and discounts in relation to the sale.

Other operating income and costs

Other operating income and costs comprises items secondary to the company's activities.

Gross profit

In accordance with section 32 of the Danish Financial Statements Act, revenue and production costs are comprised into the financial statement caption gross profit.

Production costs

Production costs comprise direct and indirect costs incurred in generating revenue for the year. Production costs comprise the cost of raw materials and consumables, production staff, depreciation as well as claims.

Distribution costs

Costs incurred in distributing goods sold and in conducting sales campaigns are recognised as distribution costs. Also, costs relating to sales and distribution staff, advertising as well as depreciation are recognised as distribution costs.

1 Notes

Accounting policies (continued)

Gains and losses on the disposal of property, plant and equipment are calculated as the difference between the selling price less selling costs and the carrying amount at the date of disposal. Gains or losses are recognised in the income statement as depreciation and impairment losses.

Impairment of non-current assets

The carrying amount of intangible assets and property, plant and equipment as well as investments in subsidiaries and associates is subject to an annual test for indications of impairment other than the decrease in value reflected by depreciation or amortisation.

When there is an indication of impairment, each asset or a group of assets is impaired. Write-down is made to the recoverable amount if this is lower than the carrying amount.

The recoverable amount is the higher of an asset's net selling price and its value in use. The value in use is determined as the present value of the anticipated net cash flows from the use of the asset or group of assets.

Inventories

Inventories are measured at the lower of cost in accordance with the average cost formula and the net realisable value.

Goods for resale and raw materials and consumables are measured at cost, comprising purchase price plus delivery costs. Goods and work in progress are measured at cost, comprising the cost of raw materials, consumables, direct wages and salaries and indirect production overheads.

Indirect production overheads comprise indirect materials and wages and salaries as well as maintenance and depreciation and impairment losses regarding production machinery, buildings and equipment as well as factory administration and management. Financing costs are not included in the cost.

The net realisable value of inventories is determined taking into consideration estimated sales price less costs of completion and costs necessary to make the sale.

Receivables

Receivables are measured at amortised cost, usually equaling nominal value, less write-downs for bad debts.

Cash and cash equivalents

Bank deposits and drawings on group cash pool are recognised as balances with group enterprises.

Prepayments

Prepayments comprise costs incurred concerning subsequent financial years.

Equity dividends

Dividends are recognised as a liability at the date when they are adopted at the annual general meeting. The proposed dividend payment for the financial year is disclosed as a separate item under equity.

Other provisions

Other provisions are recognised and measured as the best estimate of the expenses required to settle

the liabilities at the balance sheet date.

1 Notes

Accounting policies (continued)

Warranties comprise obligations to make good any errors and omissions within the warranty period.

Lease obligations

Operating lease payments are recognised in the income statement over the term of the lease.

Financial liabilities

Financial liabilities are recognised at amortised cost, which usually corresponds to nominal value.

Corporation tax and deferred tax

Current tax payable and receivable is recognized in the balance sheet as tax computed on the taxable income for the year, adjusted for tax on the taxable income of prior years and for tax paid on account.

Deferred tax is measured using the balance sheet liability method on all temporary differences between the carrying amount and the tax value of assets and liabilities. Where alternative tax rules can be applied to determine the tax base, deferred tax is measured based on the planned use of the asset or settlement of the liability, respectively.

Deferred tax assets, including the tax value of tax loss carry forwards, are measured at the expected value of their utilization; either as a set-off against tax on future income or as a set-off against deferred tax liabilities in the same legal tax entity. Any deferred net assets are measured at net realizable values.

Deferred tax is measured according to the tax rules and at the tax rates applicable at the balance sheet date when the deferred tax is expected to crystallize as current tax. Changes in deferred tax due to changes in the tax rate are recognized in the income statement.

Cash flow statement

The cash flow statement is presented in accordance with the indirect method and shows cash flows from operating, investing and financing activities and the Company's cash and cash equivalents at the beginning and end of the year.

Cash flows from operating activities are calculated as operating profit/loss adjusted for non-cash operating items, changes in working capital and corporation tax paid.

Cash flows from investing activities comprise payments in connection with acquisitions and disposals of enterprises and activities and investments as well as the acquisition, development, improvement and disposal, etc. of intangible assets, property, plant and equipment, including assets held under finance lease.

Cash flows from financing activities comprise changes in the size or composition of the Company's share capital and related costs as well as the raising of loans, the closing of finance leases, repayment of interest-bearing debt, acquisition of treasury shares and payment of dividends.

Cash and cash equivalents comprise cash and short-term securities with insignificant price risks less short-term bank loans.

Notes

	<u>2019</u> DKK'000	<u>2018</u> DKK'000
2 Staff costs		
Wages and salaries	27,027	34,169
Pensions	2,292	2,602
Other social security costs	705	697
	<u>30,024</u>	<u>37,468</u>
Staff costs are recognised as follows in the financial statements:		
Production costs	17,041	17,783
Distribution costs	8,609	14,851
Administrative expenses	4,374	4,834
	<u>30,024</u>	<u>37,468</u>
Average number of employees	<u>64</u>	<u>72</u>
3 Financial income		
Financial income from group enterprises	825	707
	<u>825</u>	<u>707</u>
4 Financial expenses		
Financial expenses to group enterprises	-240	-70
Other financial expenses	-109	-283
	<u>-349</u>	<u>-353</u>
5 Tax on profit for the year		
Joint taxation contribution for the year	5,081	4,080
Adjustment of deferred tax	-1,062	-799
	<u>4,019</u>	<u>3,281</u>
6 Proposed profit appropriation		
Retained earnings	13,874	3,164
Dividend	0	8,000
	<u>13,874</u>	<u>11,164</u>

Notes**7 Property, plant and equipment**

	Land and buildings <u>DKK'000</u>	Plant and machinery <u>DKK'000</u>	Fixtures and fittings, other plant and equipment <u>DKK'000</u>	Property, plant and equipment under construction <u>DKK'000</u>
Cost at 1 January 2019	72,209	236,190	15,207	475
Additions during the year	139	4,393	1,179	813
Reclassification	0	0	88	-88
Disposals during the year	0	15,599	1,253	0
Cost at 31 December 2019	<u>72,348</u>	<u>224,984</u>	<u>15,221</u>	<u>1,200</u>
Impairment and depreciation at 1 January 2019	65,556	189,915	12,725	0
Depreciation for the year	507	4,736	853	0
Depreciation on sold assets	0	14,792	1,231	0
Impairment and depreciation at 31 December 2019	<u>66,063</u>	<u>179,859</u>	<u>12,347</u>	<u>0</u>
Carrying amount 31 December 2019	<u>6,285</u>	<u>45,125</u>	<u>2,874</u>	<u>1,200</u>

Notes

8 Deferred tax asset

	<u>2019</u> DKK'000	<u>2018</u> DKK'000
Deferred tax 1 January 2019	7,859	7,060
Adjustment of deferred tax for the year, income statement	1,062	799
Deferred tax at 31 December 2019	<u>8,921</u>	<u>7,859</u>

Deferred tax is incumbent on the following items:

Property, plant and equipment	8,832	7,344
Inventories	-131	-146
Other receivables	-145	0
Warranties	365	411
Other provisions	0	250
	<u>8,921</u>	<u>7,859</u>

Management expects the tax assets to be utilised through future positive earnings within 5-7 years, and Management has therefore assessed the recognition of the tax asset at 31 December 2019 in full to provide a true and fair view

9 Equity

Share capital

The share capital comprises 58 shares of DKK'000 1,000.

The shares are not divided into different classes of shares.

10 Other provisions

	<u>2019</u> DKK'000	<u>2018</u> DKK'000
Warranties at 1 January 2019	4,857	5,813
Used during the year	-1,625	-1,029
Adjustments during the year	120	73
Warranties at 31 December 2019	<u>3,352</u>	<u>4,857</u>

The provisions are expected to be payable

Within 1 year	664	2,091
Within 2-5 years	2,688	2,765
	<u>3,352</u>	<u>4,857</u>

The provisions primarily relate to warranties/complaints.

Notes

11 Guarantees and other contingent liabilities

The Company is under an obligation to re-establish and maintain gravel areas and re-establish clay areas. However, these areas are re-established on a regular basis. Accordingly, the Company's liabilities were computed at DKK'000 0 at 31 December 2019.

Guarantees totaling DKK'000 545 have been provided for the re-establishment of clay areas and gravel pit.

For 2019, operating leases have been entered into regarding a property with annual expenses of DKK'000 500 (for 2020); a total of DKK'000 917. For 2020 – 2026, operating leases have been entered into regarding IT equipment, passenger cars and trucks with annual expenses of DKK'000 911 (for 2020); a total of DKK'000 1,797.

The Company has provided guarantee for the Group's external financing. The guarantee corresponds to the Company's equity at 31 December 2019.

The Company is jointly taxed with the Danish affiliated companies within the BMI Group. The Company has joint and several unlimited liability for Danish withholding taxes on dividends, interest, royalties and corporation taxes within the joint taxation unit.

12 Related party disclosures

Related parties exercising control of Monier ApS:

- The Company's principal shareholder, Icopal Danmark ApS, Herlev, Denmark, as well as higher-ranking parents within the BMI Group, including the ultimate parent company Standard Industries Inc, 9 West 57th Street, 30th Floor, New York, NY 10019, USA.

DKK'000	2019	2018
Sale of goods to group enterprises	3,912	3,672
Sale of service to group enterprises	1,274	8,349
Purchase of goods from group enterprises	33,375	36,440
Purchase of service etc. from group enterprises	8,046	11,501
Interest income from group enterprises	708	650
Receivables from group enterprises	127,639	133,237
Payables to group enterprises	23,411	9,885
Joint taxations contribution payable	5,074	4,082

Remuneration/fees to members of the Executive Board and the Board of Directors of the Parent Company are reflected in note 2.

13 Significant events after the balance sheet date

The development in 2020 will be dependent on the Covid-19 situation and its impact on customers and suppliers with possible lower market activity.

Besides this, no events have occurred after the balance sheet date affecting the evaluation of the annual report.