

Volubill Danmark ApS

c/o TMF Denmark A/S, H.C. Andersens Boulevard 38, 3. th., 1553 Copenhagen

CVR no. 31 06 13 50

Annual report 2022

Approved at the Company's annual general meeting on 10 May 2023

Chair of the meeting:



Darren Parkinson (May 10, 2023 13:45 GMT+1)

.....

Contents

Statement by the Board of Directors and the Executive Board	2
Independent auditors' report on the compilation of financial statements	3
Management's review	4
Financial statements 1 January - 31 December	6
Income statement	6
Balance sheet	7
Statement of changes in equity	9
Notes to the financial statements	10

Statement by the Board of Directors and the Executive Board

Today, the Executive Board has discussed and approved the annual report of Volubill Danmark ApS for the financial year 1 January - 31 December 2022.

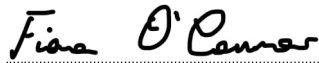
The annual report, which has not been audited, has been prepared in accordance with the provisions of the Danish Financial Statements Act. The Executive Board has considered the criteria for omission of audit to be met.

In our opinion, the financial statements give a true and fair view of the financial position of the Company at 31 December 2022 and of the results of the Company's operations for the financial year 1 January - 31 December 2022.

Further, in our opinion, the Management's review gives a fair review of the matters discussed in the Management's review.

We recommend that the annual report be approved at the annual general meeting.

Copenhagen, 10 May 2023
Executive Board:



Fiona Mary O'Connor



Darren Parkinson (May 10, 2023 13:45 GMT+1)

Darren Alexander Parkinson



Dave Schaaf (May 10, 2023 07:19 MDT)

David Neil Schaaf

Independent auditor's report on the compilation of financial statements

To the general management of Volubill Danmark ApS

We have compiled the financial statements of Volubill Danmark ApS for the financial year 1 January - 31 December 2022 based on the Company's bookkeeping and other information provided.

The financial statements comprise an income statement, balance sheet, statement of changes in equity and notes, including accounting policies.

We performed this compilation engagement in accordance with ISRS 4410 *Compilation Engagements*.

We have applied our expertise in accounting and financial reporting to assist you in the preparation and presentation of the financial statements in accordance with the Danish Financial Statements Act. We have complied with relevant requirements in the Danish Auditors Act and International Ethics Standards Board for Professional Accountants' International Code of Ethics for Professional Accountants (IESBA Code), including principles of integrity, objectivity, professional competence and due care.

The financial statements and the accuracy and completeness of the information used to compile the financial statements are your responsibility.

Since a compilation engagement is not an assurance engagement, we are not required to verify the accuracy or completeness of the information you provided to us to compile the financial statements. Accordingly, we do not express an audit opinion or a review conclusion on whether the financial statements are prepared in accordance with the Danish Financial Statements Act.

Copenhagen, 10 May 2023
EY Godkendt Revisionspartnerselskab
CVR no. 30 70 02 28



Claus Tanggaard Jacobsen
State Authorised Public Accountant
mne23314

Management's review

Company details

Name	Volubill Danmark ApS
Address, Postal code, City	c/o TMF Denmark A/S, H.C. Andersens Boulevard 38, 3. th., 1553 Copenhagen
CVR no.	31 06 13 50
Established	14 November 2007
Registered office	Copenhagen
Financial year	1 January - 31 December
Executive Board	Fiona Mary O'Connor Darren Alexander Parkinson David Neil Schaaf
Accountant	EY Godkendt Revisionspartnerselskab Dirch Passers Allé 36, P.O. Box 250, 2000 Frederiksberg, Denmark

Management's review

Business review

The Company continues to act as an agent for the parent company, whereby customer revenue is passed in full to the parent company. The parent company is responsible for all risks associated with the revenue and underlying contracts. The parent company also agrees to reimburse all costs of the Company plus an appropriate mark-up.

Financial review

The income statement for 2022 shows a profit of DKK 242 thousand against a profit of DKK 212 thousand last year, and the balance sheet at 31 December 2022 shows equity of DKK 13,514 thousand. Management considers the Company's financial performance in the year satisfactory.

Events after the balance sheet date

No events materially affecting the Company's financial position have occurred subsequent to the financial year-end.

Financial statements 1 January - 31 December

Income statement

Note	DKK'000	2022	2021
	Revenue	3,789	3,303
	Gross profit	3,789	3,303
6	Sales and marketing	-1,429	-1,212
	Administrative expenses	-122	-197
	Operating profit	2,238	1,894
6	Research and development costs	-2,001	-1,661
	Profit before net financials	237	233
2	Financial income	11	0
3	Financial expenses	-6	-21
	Profit before tax	242	212
	Tax for the year	0	0
	Profit for the year	242	212
	 Recommended appropriation of profit		
	Retained earnings	242	212
		242	212

Financial statements 1 January - 31 December

Balance sheet

Note	DKK'000	<u>2022</u>	<u>2021</u>
	ASSETS		
	Fixed assets		
4	Property, plant and equipment		
	Fixtures and fittings, other plant and equipment	25	15
		<u>25</u>	<u>15</u>
	Investments		
	Deposits, investments	6	6
		<u>6</u>	<u>6</u>
	Total fixed assets	<u>31</u>	<u>21</u>
	Non-fixed assets		
	Receivables		
	Receivables from group enterprises	12,708	13,019
	Other receivables	7	17
	Prepayments	3	1
		<u>12,718</u>	<u>13,037</u>
	Cash	<u>1,166</u>	<u>595</u>
	Total non-fixed assets	<u>13,884</u>	<u>13,632</u>
	TOTAL ASSETS	<u><u>13,915</u></u>	<u><u>13,653</u></u>

Financial statements 1 January - 31 December

Balance sheet

Note	DKK'000	<u>2022</u>	<u>2021</u>
	EQUITY AND LIABILITIES		
	Equity		
5	Share capital	600	600
	Retained earnings	12,914	12,475
	Total equity	<u>13,514</u>	<u>13,075</u>
	Liabilities other than provisions		
	Current liabilities other than provisions		
	Trade payables	13	16
	Other payables	388	562
		<u>401</u>	<u>578</u>
	Total liabilities other than provisions	<u>401</u>	<u>578</u>
	TOTAL EQUITY AND LIABILITIES	<u>13,915</u>	<u>13,653</u>

- 1 Accounting policies
- 7 Contractual obligations and contingencies, etc.
- 8 Collateral
- 9 Related parties

Financial statements 1 January - 31 December

Statement of changes in equity

DKK'000	<u>Share capital</u>	<u>Retained earnings</u>	<u>Total</u>
Equity at 1 January 2021	600	12,134	12,734
Transfer through appropriation of profit	0	212	212
Changes in share program	0	129	129
Equity at 1 January 2022	600	12,475	13,075
Transfer through appropriation of profit	0	242	242
Changes in share program	0	197	197
Equity at 31 December 2022	600	12,914	13,514

Financial statements 1 January - 31 December

Notes to the financial statements

1 Accounting policies

The annual report of Volubill Danmark ApS for 2022 has been prepared in accordance with the provisions in the Danish Financial Statements Act applying to reporting class B entities and elective choice of certain provisions applying to reporting class C entities.

Effective from the financial year 2022, the Company has implemented amending act no. 1716 of 27 December 2018 to the Danish Financial Statements Act. The implementation of the amending act has not affected the Company's accounting policies on recognition and measurement of assets and liabilities but has solely entailed a requirement for further disclosures. The accounting policies used in the preparation of the financial statements are consistent with those of last year.

In accordance with the Danish Business Authority's clarification in May 2021, financial statement items regarding equity investments in associates have been renamed to equity investments in participating interests as the financial statement items must be designated as such when the entity only holds equity investments in associates.

Reporting currency

The financial statements are presented in Danish kroner (DKK'000).

Foreign currency translation

On initial recognition, transactions denominated in foreign currencies are translated at the exchange rate at the transaction date. Foreign exchange differences arising between the exchange rates at the transaction date and the date of payment are recognised in the income statement as financial income or financial expenses.

Receivables and payables and other monetary items denominated in foreign currencies are translated at the exchange rate at the balance sheet date. The difference between the exchange rates at the balance sheet date and the date at which the receivable or payable arose or was recognised in the most recent financial statements is recognised in the income statement as financial income or financial expenses.

Income statement

Revenue

Revenue comprises services rendered to the parent company in accordance with intercompany arrangements with group companies.

Cost of sales

Cost of sales comprises direct and indirect costs incurred to earn revenue. Cost of sales concerning delivery of software services is recognised as incurred.

Distribution costs

Distribution costs comprise costs related to the distribution of goods sold in the year and to sales campaigns, etc. carried out in the year, including costs related to sales staff, advertising, exhibitions and amortisation/depreciation. Sales and marketing costs are recognised in the income statement when the Company obtains control of the sales or marketing product.

Administrative expenses

Administrative expenses include expenses incurred in the year for company management and administration, including expenses relating to administrative staff, Management, office premises and expenses as well as amortisation/depreciation of assets used for administrative purposes.

Financial statements 1 January - 31 December

Notes to the financial statements

1 Accounting policies (continued)

Research and development costs

The item includes research and development costs that do not qualify for capitalisation as well as amortisation of capitalised development costs.

Financial income and expenses

Financial income and expenses are recognised in the income statements at the amounts that concern the financial year. Net financials include interest income and expenses as well as allowances and surcharges under the advance-payment-of-tax scheme, etc.

Tax

Tax for the year includes current tax on the year's expected taxable income and the year's deferred tax adjustments. The portion of the tax for the year that relates to the profit/loss for the year is recognised in the income statement, whereas the portion that relates to transactions taken to equity is recognised in equity.

Balance sheet

Property, plant and equipment

Items of property, plant and equipment are measured at cost less accumulated depreciation and impairment losses. Cost includes the acquisition price and costs directly related to the acquisition until the time at which the asset is ready for use.

Investments

Investments consist of deposits which the Company intends to hold to maturity. Deposits are measured at amortised cost.

Deposits, investments

Receivables

The Company has chosen IAS 39 as interpretation for impairment write-down of financial receivables.

Receivables are measured at amortised cost.

An impairment loss is recognised if there is objective evidence that a receivable or a group of receivables is impaired. If there is objective evidence that an individual receivable has been impaired, an impairment loss is recognised on an individual basis.

Receivables in respect of which there is no objective evidence of individual impairment are tested for objective evidence of impairment on a portfolio basis. The portfolios are primarily based on the debtors' domicile and credit ratings in line with the Company's risk management policy. The objective evidence applied to portfolios is determined based on historical loss experience.

Impairment losses are calculated as the difference between the carrying amount of the receivables and the present value of the expected cash flows, including the realisable value of any collateral received. The effective interest rate for the individual receivable or portfolio is used as discount rate.

Financial statements 1 January - 31 December

Notes to the financial statements

1 Accounting policies (continued)

Prepayments

Prepayments recognised under "Assets" comprise prepaid expenses regarding subsequent financial reporting years.

Corporation tax

Current tax payables and receivables are recognised in the balance sheet as the estimated income tax charge for the year, adjusted for prior-year taxes and tax paid on account.

Deferred tax is measured according to the liability method on all temporary differences between the carrying amount and the tax base of assets and liabilities. However, deferred tax is not recognised on temporary differences relating to goodwill which is not deductible for tax purposes and on office premises and other items where temporary differences, apart from business combinations, arise at the date of acquisition without affecting either profit/loss for the year or taxable income. Where alternative tax rules can be applied to determine the tax base, deferred tax is measured based on Management's intended use of the asset or settlement of the liability, respectively.

Deferred tax is measured according to the tax rules and at the tax rates applicable at the balance sheet date when the deferred tax is expected to crystallise as current tax. Deferred tax assets are recognised at the expected value of their utilisation; either as a set-off against tax on future income or as a set-off against deferred tax liabilities in the same legal tax entity. Changes in deferred tax due to changes in the tax rate are recognised in the income statement.

Liabilities

The Company has chosen IAS 39 as interpretation for liabilities.

Financial liabilities are recognised at the date of borrowing at the net proceeds received less transaction costs paid. On subsequent recognition, financial liabilities are measured at amortised cost, corresponding to the capitalised value, using the effective interest rate. Accordingly, the difference between the proceeds and the nominal value is recognised in the income statement over the term of the loan. Financial liabilities also include the capitalised residual lease liability in respect of finance leases.

Other liabilities are measured at net realisable value.

DKK'000	2022	2021
2 Financial income		
Other financial income	11	0
	11	0
3 Financial expenses		
Other financial expenses	6	21
	6	21

Financial statements 1 January - 31 December

Notes to the financial statements

4 Property, plant and equipment

DKK'000	Fixtures and fittings, other plant and equipment
Cost at 1 January 2022	18
Additions	19
Cost at 31 December 2022	37
Impairment losses and depreciation at 1 January 2022	3
Depreciation	9
Impairment losses and depreciation at 31 December 2022	12
Carrying amount at 31 December 2022	25
Depreciated over	3-5 years

5 Share capital

The share capital is nominally DKK 600,000 denominated into 6,000 shares of nominal DKK 100 each. The share capital is not divided into different classes of share. No share shall confer special rights.

There has been no changes in the share capital over the past five years.

DKK'000	2022	2021
6 Staff costs		
Wages/salaries	3,005	2,670
Pensions	131	127
Other social security costs	14	15
	3,150	2,812

Staff costs are recognised as follows in the financial statements:

Sales and marketing	1,309	1,190
Research and development costs	1,841	1,622
	3,150	2,812
Average number of full-time employees	2	2

Financial statements 1 January - 31 December

Notes to the financial statements

7 Contractual obligations and contingencies, etc.

The Company is jointly taxed with its sister company, Intec Telecom Systems Denmark A/S, and is jointly and severally liable with other jointly taxed group entities for payment of Danish income taxes. The jointly taxed entities' known net income tax liability totals of DKK 0 thousand at 31 December 2022. Any subsequent corrections of the joint taxation income may entail that the Company's liability will increase.

8 Collateral

The Company has not provided any security or other collateral in assets at 31 December 2022.

9 Related parties

Information about consolidated financial statements

Parent	Domicile	Requisitioning of the parent company's consolidated financial statements
CSG Systems International, Inc	169 Inverness Drive West, Englewood, CO 80112, United States	www.csgi.com

Related party transactions

The Company solely discloses related party transactions that have not been carried out on an arm's length basis, cf. section 98c(7) of the Danish Financial Statements Act.

All transactions have been carried out on an arm's length basis.

Ownership

The following shareholders are registered in the Company's register of shareholders as holding minimum 5% of the share capital:

Name	Domicile
Independent Technology Systems Ltd.	C/O Spaces Unit 6 Albion House, High Street, Woking, Surrey, GU21 6BG, UK
CSG Systems International, Inc	169 Inverness Drive West, Englewood, CO 80112, United States












Årsrapport Volubill (Final annual report)

Final Audit Report

2023-05-10

Created:	2023-05-09
By:	VICKY SHAW (vicky.shaw@csgi.com)
Status:	Signed
Transaction ID:	CBJCHBCAABAAMs4tcyqqv3njCy6L6_fogLNp-rFkFiga

"Årsrapport Volubill (Final annual report)" History

-  Document created by VICKY SHAW (vicky.shaw@csgi.com)
2023-05-09 - 12:18:09 PM GMT- IP address: 196.30.79.208
-  Document emailed to Darren Parkinson (darren.parkinson@csgi.com) for signature
2023-05-09 - 12:18:55 PM GMT
-  Email viewed by Darren Parkinson (darren.parkinson@csgi.com)
2023-05-10 - 12:44:53 PM GMT- IP address: 130.41.187.231
-  Document e-signed by Darren Parkinson (darren.parkinson@csgi.com)
Signature Date: 2023-05-10 - 12:45:07 PM GMT - Time Source: server- IP address: 130.41.187.231
-  Document emailed to Fiona O'Connor (fiona.oconnor@csgi.com) for signature
2023-05-10 - 12:45:08 PM GMT
-  Email viewed by Fiona O'Connor (fiona.oconnor@csgi.com)
2023-05-10 - 1:06:23 PM GMT- IP address: 208.127.200.114
-  Signer Fiona O'Connor (fiona.oconnor@csgi.com) entered name at signing as Fiona O'Connor
2023-05-10 - 1:07:08 PM GMT- IP address: 208.127.200.114
-  Document e-signed by Fiona O'Connor (fiona.oconnor@csgi.com)
Signature Date: 2023-05-10 - 1:07:10 PM GMT - Time Source: server- IP address: 208.127.200.114
-  Document emailed to Dave Schaaf (dave.schaaf@csgi.com) for signature
2023-05-10 - 1:07:12 PM GMT
-  Email viewed by Dave Schaaf (dave.schaaf@csgi.com)
2023-05-10 - 1:19:20 PM GMT- IP address: 134.238.214.155
-  Document e-signed by Dave Schaaf (dave.schaaf@csgi.com)
Signature Date: 2023-05-10 - 1:19:26 PM GMT - Time Source: server- IP address: 134.238.214.155

✔ Agreement completed.

2023-05-10 - 1:19:26 PM GMT



Adobe Acrobat Sign