



De Danske Gærfabrikker

LALLEMAND

De Danske Gærfabrikker A/S

Bredstrupvej 33
DK-8500 Grenaa

CVR no. 30 92 18 60

Annual report 2017/18

The annual report was presented and approved at
the Company's annual general meeting on

15 May 2018



chairman

Contents

Statement by the Board of Directors and the Executive Board	2
Independent auditor's report	3
Management's review	5
Company details	5
Financial highlights	6
Operating review	7
Financial statements 1 February – 31 January	9
Income statement	9
Balance sheet	10
Statement of changes in equity	12
Notes	13

Statement by the Board of Directors and the Executive Board

The Board of Directors and the Executive Board have today discussed and approved the annual report of De Danske Gærfabrikker A/S for the financial year 1 February 2017 – 31 January 2018.

The annual report has been prepared in accordance with the Danish Financial Statements Act.

In our opinion, the financial statements give a true and fair view of the Company's assets, liabilities and financial position at 31 January 2018 and of the results of the Company's operations for the financial year 1 February 2017 – 31 January 2018.

Further, in our opinion, the Management's review gives a fair review of the development in the Company's operations and financial matters, of the results for the year and of the Company's financial position.



We recommend that the annual report be approved at the annual general meeting.

Copenhagen, 15 May 2018
Executive Board:



Nicolai Francis Jensen

Board of Directors:


Lars Asferg
Chairman
Francois Leblanc
André Lambert
Antoine Chagnon
William John Nankervis



Independent auditor's report

To the shareholder of De Danske Gærfabrikker A/S

Opinion

We have audited the financial statements of De Danske Gærfabrikker A/S for the financial year 1 February 2017 – 31 January 2018 comprising income statement, balance sheet, statement of changes in equity and notes, including accounting policies. The financial statements are prepared in accordance with the Danish Financial Statements Act.

In our opinion, the financial statements give a true and fair view of the Company's assets, liabilities and financial position at 31 January 2018 and of the results of the Company's operations for the financial year 1 February 2017 – 31 January 2018 in accordance with the Danish Financial Statements Act.

Basis for opinion

We conducted our audit in accordance with International Standards on Auditing (ISAs) and the additional requirements applicable in Denmark. Our responsibilities under those standards and requirements are further described in the "Auditor's responsibilities for the audit of the financial statements" section of our report. We are independent of the Company in accordance with the International Ethics Standards Board for Accountants' Code of Ethics for Professional Accountants (IESBA Code) and the additional requirements applicable in Denmark, and we have fulfilled our other ethical responsibilities in accordance with these rules and requirements. We believe that the audit evidence we have obtained is sufficient and appropriate to provide a basis for our opinion.

Management's responsibility for the financial statements

Management is responsible for the preparation of financial statements that give a true and fair view in accordance with the Danish Financial Statements Act and for such internal control that Management determines is necessary to enable the preparation of financial statements that are free from material misstatement, whether due to fraud or error.

In preparing the financial statements, Management is responsible for assessing the Company's ability to continue as a going concern, disclosing, as applicable, matters related to going concern and using the going concern basis of accounting in preparing the financial statements unless Management either intends to liquidate the Company or to cease operations, or has no realistic alternative but to do so.

Auditor's responsibilities for the audit of the financial statements

Our objectives are to obtain reasonable assurance as to whether the financial statements as a whole are free from material misstatement, whether due to fraud or error, and to issue an auditor's report that includes our opinion. Reasonable assurance is a high level of assurance but is not a guarantee that an audit conducted in accordance with ISAs and the additional requirements in Denmark will always detect a material misstatement when it exists. Misstatements may arise from fraud or error and are considered material if, individually or in the aggregate, they could reasonably be expected to influence the economic decisions of users made on the basis of these financial statements.

As part of an audit conducted in accordance with ISAs and the additional requirements applicable in Denmark, we exercise professional judgement and maintain professional scepticism throughout the audit. We also

- identify and assess the risks of material misstatement of the company financial statements, whether due to fraud or error, design and perform audit procedures responsive to those risks, and obtain audit evidence that is sufficient and appropriate to provide a basis for our opinion. The risk of not detecting a material misstatement resulting from fraud is higher than for one resulting from error as fraud may involve collusion, forgery, intentional omissions, misrepresentations or the override of internal control.



Independent auditor's report

- obtain an understanding of internal control relevant to the audit in order to design audit procedures that are appropriate in the circumstances, but not for the purpose of expressing an opinion on the effectiveness of the Company's internal control.
- evaluate the appropriateness of accounting policies used and the reasonableness of accounting estimates and related disclosures made by Management.
- conclude on the appropriateness of Management's use of the going concern basis of accounting in preparing the financial statements and, based on the audit evidence obtained, whether a material uncertainty exists related to events or conditions that may cast significant doubt on the Company's ability to continue as a going concern. If we conclude that a material uncertainty exists, we are required to draw attention in our auditor's report to the related disclosures in the financial statements or, if such disclosures are inadequate, to modify our opinion. Our conclusions are based on the audit evidence obtained up to the date of our auditor's report. However, future events or conditions may cause the Company to cease to continue as a going concern.
- evaluate the overall presentation, structure and contents of the financial statements, including the disclosures, and whether the financial statements represent the underlying transactions and events in a manner that gives a true and fair view.

We communicate with those charged with governance regarding, among other matters, the planned scope and timing of the audit and significant audit findings, including any significant deficiencies in internal control that we identify during our audit.

Statement on the Management's review

Management is responsible for the Management's review.

Our opinion on the financial statements does not cover the Management's review, and we do not express any form of assurance conclusion thereon.

In connection with our audit of the financial statements, our responsibility is to read the Management's review and, in doing so, consider whether the Management's review is materially inconsistent with the financial statements or our knowledge obtained during the audit, or otherwise appears to be materially misstated.

Moreover, it is our responsibility to consider whether the Management's review provides the information required under the Danish Financial Statements Act.

Based on the work we have performed, we conclude that the Management's review is in accordance with the financial statements and has been prepared in accordance with the requirements of the Danish Financial Statements Act. We did not identify any material misstatement of the Management's review.


Aarhus, 15 May 2018

KPMG

Statsautoriseret Revisionspartnerselskab

CVR no. 25 57 81 98


Michael Stenskrøg
State Authorised
Public Accountant
MNE no. 25819


Jakob Westerdahl
State Authorised
Public Accountant
MNE no. 31449

De Danske Gærfabriker A/S
Annual report 2017/18
CVR no. 30 92 18 60

Management's review

Company details

De Danske Gærfabriker A/S
Bredstrupvej 33
DK-8500 Grenaa

CVR no.: 30 92 18 60
Registered office: Grenaa
Financial year: 1 February – 31 January

Board of Directors

Lars Asferg, Chairman
Francois Leblanc
André Lambert
Antoine Chagnon
William John Nankervis

Executive Board

Nicolai Francis Jensen

Auditor

KPMG
Statsautoriseret Revisionspartnerselskab
Bredskifte Allé 13
DK-8210 Aarhus V

Management's review

Financial highlights

DKK'000	2017/18	2016/17	2015/16	2014/15	2013/14
Key figures					
Gross profit	81,518	77,975	72,536	65,211	59,462
Operating profit	21,837	21,697	18,666	11,333	2,456
Profit from financial income and expenses	-660	-708	-1,755	-1,887	-2,161
Profit for the year	16,549	16,424	11,105	7,965	610
Total assets	237,509	214,998	197,630	212,575	195,441
Equity	158,816	142,267	125,844	114,739	106,774
Investment in property, plant and equipment	78,557	22,938	22,511	9,165	10,445
Return on invested capital	14.5%	16.2%	15.8%	10.2%	2.3%
Current ratio	126.3%	135.2%	123.4%	99.5%	84.8%
Return on equity	11.0%	12.3%	9.2%	7.2%	0.6%
Solvency ratio	67.0%	66.2%	63.7%	54.0%	54.6%
Average number of full-time employees	92	89	84	85	92

Financial ratios are calculated in accordance with the Danish Society of Financial Analysts' guidelines on the calculation of financial ratios "Recommendations and Ratios". The financial ratios have been calculated as follows:

Return on invested capital

$$\frac{\text{Operating profit/loss} \times 100}{\text{Average invested capital}}$$

Current ratio

$$\frac{\text{Current assets} \times 100}{\text{Current liabilities}}$$

Return on equity

$$\frac{\text{Profit/loss from ordinary activities after tax} \times 100}{\text{Average equity}}$$

Solvency ratio

$$\frac{\text{Equity at year end} \times 100}{\text{Total equity and liabilities at year end}}$$

Management's review

Operating review

Principal activities

De Danske Gærfabrikker A/S is Denmark's only manufacturer of yeast for bakeries, specialties, wine yeast and yeast extract.

Development in activities and financial position

The price of molasses will continue to influence the market opportunities for bakers' yeast in the coming year. The consumption of yeast in artisanal bakeries is declining, but a positive development in the sale of organic yeast, imported yeast from group companies as well as new delivery formats for conventional yeast, are expected to compensate for some of the decline. Markets for wine yeast, yeast extracts and whole-cell inactivated yeast remaining promising.

The Company's income statement shows a profit of DKK 16,549 thousand, and equity stood at DKK 158,816 thousand at 31 January 2018.

Financial results were satisfactory and in line with expectations communicated in last year's financial statements. Market conditions for bakers' yeast were characterised by continued strong competition.

Investments

Capital expenditure focuses on products and application areas expected to generate growth in the coming years. Investment in production equipment are expected to increase compared to 2017/18.

Outlook

The Company is expected to continuously improve profitability and will continue to focus on its teams, customers and services.

A profit in the range of DKK 17-21 million is expected for 2018/19.

Particular risks

No particular risks have been identified.

Operating risks

It is vital to the Company's growth that an extension of the environmental approval for production volume is approved in 2018.

Financial risks

Strict customer opening procedures and a stringent collection policy are applied for controlling credit risk.

The Company has no external debt so there is only a minimum interest rate risk exposure.

Currency risks are considered minimal since the Company is doing business in EUR and DKK only.

Management's review

Operating review

Intellectual capital

The Company manoeuvres on markets dominated by knowledge-driven companies. Management will increasingly focus on securing, maintaining and developing the human, structural and relational capital of the Company.

Environmental matters

The Company focuses on maintaining high environmental standards, adhering to or exceeding national regulations. This includes updating environmental approvals whilst keeping in close contact with local authorities on the local effects of our presence and production.

Research and development activities

The Company's research and development activities are primarily conducted in the subsidiary Aktieselskabet Dansk Gærings-Industri. These activities focus on new, processed and specialised products.

Ownership

Lallemand Denmark A/S owns the entire capital of De Danske Gærfabrikker A/S. Lallemand Denmark A/S is part of the Lallemand Group (Lallemand Inc., Canada), which is one of the world's leading yeast and bacteria producers.

Financial statements 1 February – 31 January

Income statement

DKK'000	Note	2017/18	2016/17
Gross profit		81,518	77,975
Staff costs	2	-44,680	-42,954
Depreciation, amortisation and impairment		<u>-15,001</u>	<u>-13,324</u>
Operating profit		21,837	21,697
Financial income from group entities	3	24	-15
Financial income	4	8	83
Financial expenses	5	<u>-667</u>	<u>-791</u>
Profit before tax		21,202	20,974
Tax on profit for the year	6	<u>-4,653</u>	<u>-4,550</u>
Profit for the year	7	<u>16,549</u>	<u>16,424</u>

Financial statements 1 February – 31 January

Balance sheet

DKK'000	Note	2017/18	2016/17
ASSETS			
Fixed assets			
Property, plant and equipment	8		
Land and buildings		9,522	7,928
Property, plant and equipment in progress		16,272	21,014
Plant and machinery		128,956	103,793
Fixtures and fittings, tools and equipment		519	628
		<u>155,269</u>	<u>133,363</u>
Investments	3		
Equity investments in group entities		1,229	1,205
		<u>1,229</u>	<u>1,205</u>
Total fixed assets		<u>156,498</u>	<u>134,568</u>
Current assets			
Inventories			
Raw materials and consumables		22,174	20,620
Work in progress		5,794	3,076
Finished goods and goods for resale		21,494	23,690
		<u>49,462</u>	<u>47,386</u>
Receivables			
Trade receivables		10,390	13,199
Receivables from group entities		11,824	13,702
Other receivables		0	138
Prepayments		908	1,055
		<u>23,122</u>	<u>28,094</u>
Cash at bank and in hand		<u>8,427</u>	<u>4,950</u>
Total current assets		<u>81,011</u>	<u>80,430</u>
TOTAL ASSETS		<u><u>237,509</u></u>	<u><u>214,998</u></u>

Financial statements 1 February – 31 January

Balance sheet

DKK'000	Note	2017/18	2016/17
EQUITY AND LIABILITIES			
Equity			
	9		
Contributed capital		1,000	1,000
Retained earnings		<u>157,816</u>	<u>141,267</u>
Total equity		<u>158,816</u>	<u>142,267</u>
Provisions			
Provisions for deferred tax	10	<u>14,554</u>	<u>13,222</u>
Total provisions		<u>14,554</u>	<u>13,222</u>
Liabilities other than provisions			
Current liabilities other than provisions			
Trade payables		26,656	7,391
Payables to group entities		20,007	31,421
Joint taxation contribution to Lallemand Denmark A/S		3,321	4,236
Other payables		<u>14,155</u>	<u>16,461</u>
		<u>64,139</u>	<u>59,509</u>
Total liabilities other than provisions		<u>64,139</u>	<u>59,509</u>
TOTAL EQUITY AND LIABILITIES		<u>237,509</u>	<u>214,998</u>
Contractual obligations, contingencies, etc.	11		
Related party disclosures	12		

Financial statements 1 February – 31 January

Statement of changes in equity

	<u>Contributed capital</u>	<u>Retained earnings</u>	<u>Total</u>
Equity at 1 February 2017	1,000	141,267	142,267
Transferred over the profit appropriation	0	16,549	16,549
Equity at 31 January 2018	1,000	157,816	158,816

Financial statements 1 February – 31 January

Notes

1 Accounting policies

The annual report of De Danske Gærfabrikker A/S for 2017/18 has been prepared in accordance with the provisions applying to reporting class C medium-sized entities under the Danish Financial Statements Act.

The accounting policies used in the preparation of the financial statements are consistent with those of last year.

Omission of consolidated financial statements

Pursuant to section 112(1) of the Danish Financial Statements Act, no consolidated financial statements have been prepared. The financial statements of De Danske Gærfabrikker A/S and group entities are included in the consolidated financial statements of Lallemand Denmark A/S, Bredstrupvej 33, 8500 Grenaa, CVR no. 26 01 49 80

Omission of cash flow statement

Pursuant to section 86(4) of the Danish Financial Statements Act, no cash flow statement has been prepared. The Company's cash flows are included in the cash flow statement in the consolidated financial statements of Lallemand Denmark A/S.

Foreign currency translation

On initial recognition, transactions denominated in foreign currencies are translated at the exchange rates at the transaction date. Foreign exchange differences arising between the exchange rates at the transaction date and the date of payment are recognised in the income statement as financial income or financial expenses.

Receivables, payables and other monetary items denominated in foreign currencies are translated at the exchange rates at the balance sheet date. The difference between the exchange rates at the balance sheet date and the date at which the receivable or payable arose or was recognised in the latest financial statements is recognised in the income statement as financial income or financial expenses.

Income statement

Revenue

Income from the sale of goods for resale and finished goods, comprising the sale of yeast, is recognised in revenue when delivery and transfer of risk to the buyer has taken place, the income may be reliably measured and is expected to be received.

Revenue is measured at the fair value of the agreed remuneration excluding VAT and taxed charfed on behalf of third parties. All discounts granted are included in revenue.

Cost of sales

Cost of sales comprises costs incurred to generate revenue for the year. This item also comprises direct costs for goods for resale and changes to inventory of goods for resale.

Financial statements 1 February – 31 January

Notes

1 Accounting policies (continued)

Other operating income

Other operating income comprises items secondary to the activities of the entity, including gains on the disposal of property, plant and equipment.

Other external costs

Other external costs comprise distribution costs and costs related to sales, sales campaigns, administration, office premises, operating leases, etc.

Staff costs

Staff costs comprise wages and salaries, including holiday allowance, pension and other social security costs, etc., to the Company's employees, excluding reimbursements from public authorities.

Income from equity investments in group entities

The proportionate share of the individual subsidiaries' profit/loss after tax is recognised in the Company's income statement after full elimination of intra-group gains/losses.

Financial income and expenses

Financial income and expenses comprise interest income and expense, financial costs regarding finance leases, gains and losses on securities, payables and transactions denominated in foreign currencies, amortisation of financial assets and liabilities as well as surcharges and refunds under the on-account tax scheme, etc.

Tax on profit/loss for the year

The Parent Company is subject to the Danish rules on compulsory joint taxation of the Group's Danish subsidiaries. The subsidiaries are included in the joint taxation from the date when they are included in the consolidated financial statements and up to the date when they are excluded from the consolidation.

The Parent Company, Lallemand Denmark A/S, is the administrative company for the joint taxation and accordingly settles all payments of corporation tax to the tax authorities.

On payment of joint taxation contributions, current Danish corporation tax is allocated between the jointly taxed entities in proportion to their taxable income. Entities with tax losses receive joint taxation contributions from entities that have used the losses to reduce their own taxable profit.

Tax for the year comprises current corporation tax for the year and changes in deferred tax, including changes in tax rates. The tax expense relating to the profit/loss for the year is recognised in the income statement, and the tax expense relating to amounts directly recognised in equity is recognised directly in equity.

Financial statements 1 February – 31 January

Notes

1 Accounting policies (continued)

Balance sheet

Property, plant and equipment

Land and buildings, plant and machinery and fixtures and fittings, tools and equipment are measured at cost less accumulated depreciation and impairment losses.

Cost comprises the purchase price and any costs directly attributable to the acquisition until the date on which the asset is available for use. Indirect production overheads and borrowing costs are not recognised in cost.

Where individual components of an item of property, plant and equipment have different useful lives, they are accounted for as separate items, which are depreciated separately.

The basis of depreciation is cost less any projected residual value after the end of the useful life. Depreciation is provided on a straight-line basis over the estimated useful life. The estimated useful lives are as follows:

Buildings	10-30 years
Property, plant and equipment in progress	10-20 years
Fixtures and fittings, tools and equipment	3-7 years

The useful life and residual value are reassessed annually. Changes are treated as accounting estimates, and the effect on depreciation is recognised prospectively.

Land is not depreciated.

Fixed assets under construction are recognised and measured at cost at the balance sheet date. Upon entry into service, the cost is transferred to the relevant group of property, plant and equipment.

Depreciation is recognised in the income statement as production costs, distribution costs and administrative expenses, respectively.

Gains and losses on the disposal of property, plant and equipment are stated as the difference between the selling price less selling costs and the carrying amount at the date of disposal. Gains and losses are recognised in the income statement as other operating income or other operating costs, respectively.

Leases

All leases are operating leases. Payments relating to operating leases and other leases are recognised in the income statement over the term of lease. The Company's total obligation relating to operating leases and other leases is disclosed as contractual obligations, etc.

Equity investments in group entities

Equity investments in group entities are measured at the proportionate share of the entities' net asset value, calculated in accordance with the parent company's accounting policies, plus or minus unrealised intra-group gains or losses, plus or minus the residual value of positive and negative goodwill calculated in accordance with the acquisition method.

Financial statements 1 February – 31 January

Notes

1 Accounting policies (continued)

Equity investment in group entities with negative net asset values are measured at DKK 0, and any receivables from these entities are written down by the parent company's share of the negative net asset value. To the extent that the negative balance exceeds the receivable, the residual amount is recognised as provisions.

Net revaluation of equity investments in group entities is tied as a net revaluation reserve under equity according to the equity method to the extent that the carrying amount exceeds cost. Dividends from group entities expected to be adopted in the group entity prior to the approval of the annual report, are not tied up in the revaluation reserve.

Impairment of fixed assets

The carrying amount of intangible assets and property, plant and equipment as well as equity investments in group entities is subject to an annual test for indications of impairment other than the decrease in value reflected by depreciation or amortisation.

Impairment tests are conducted of individual assets or groups of assets when there is an indication that they may be impaired. Write-down is made to the recoverable amount if this is lower than the carrying amount.

The recoverable amount is the higher of an asset's net selling price and its value in use. The value in use is determined as the present value of the forecast net cash flows from the use of the asset or the group of assets, including forecast net cash flows from the disposal of the asset or the group of assets after the end of the useful life.

Inventories

Inventories are measured at cost in accordance with the average method. Where the net realisable value is lower than cost, inventories are written down to this lower value.

Goods for resale and raw materials and consumables are measured at cost, comprising purchase price plus delivery costs.

Finished goods and work in progress are measured at cost, comprising the cost of raw materials, consumables, direct wages and salaries and indirect production overheads. Indirect production overheads comprise indirect materials and wages and salaries as well as the maintenance of depreciation of production machinery, buildings and equipment as well as factory administration and management. Borrowing costs are not included in cost.

The net realisable value of inventories is calculated as the sales amount less costs of completion and costs necessary to make the sale and is determined taking into account marketability, obsolescence and development in expected selling price.

Receivables

Receivables are measured at amortised cost.

Write-down is made for bad debt losses where there is an objective indication that a receivable has been impaired.

Write-downs are calculated as the difference between the carrying amount of receivables and the

Financial statements 1 February – 31 January

Notes

1 Accounting policies (continued)

present value of forecast cash flows, including the realisable value of any collateral received. The effective interest rate for the individual receivable or portfolio is used as discount rate.

Prepayments

Prepayments comprise prepayment of costs incurred relating to subsequent financial years.

Equity

Dividends

The expected dividends payment for the year is disclosed as a separate item under equity.

Corporation tax and deferred tax

The Company is jointly taxed with all Danish entities in the Lallemand Group.

Joint taxation contributions payable and receivable are recognised in the balance sheet under joint taxation contribution.

Current tax payable and receivable is recognised in the balance sheet as tax computed on the taxable income for the year, adjusted for tax on the taxable income of prior years and for tax paid on account.

Deferred tax is measured using the balance sheet liability method on all temporary differences between the carrying amount and the tax value of assets and liabilities based on the planned use of the asset or settlement of the liability. However, deferred tax is not recognised on temporary differences relating to goodwill non-deductible for tax purposes and on office premises and other items where the temporary differences arise at the date of acquisition without affecting either profit/loss or taxable income.

Deferred tax assets, including the tax value of tax loss carryforwards, are recognised at the expected value of their utilisation within the foreseeable future; either as a set-off against tax on future income or as a set-off against deferred tax liabilities in the same legal tax entity. Any deferred net assets are measured at net realisable value.

Deferred tax is measured in accordance with the tax rules and at the tax rates applicable at the balance sheet date when the deferred tax is expected to crystallise as current tax. Changes in deferred tax as a result of changes in tax rates are recognised in the income statement or equity, respectively.

Liabilities other than provisions

Financial liabilities are recognised at cost at the date of borrowing, corresponding to the proceeds received less transaction costs paid. In subsequent periods, the financial liabilities are measured at amortised cost.

Other liabilities are measured at net realisable value.

Financial statements 1 February – 31 January

Notes

2 Staff costs

DKK'000	2017/18	2016/17
Wages and salaries	39,579	38,285
Pensions	3,568	3,359
Other social security costs	353	322
Other staff costs	1,180	988
	<u>44,680</u>	<u>42,954</u>
Average number of full-time employees	<u>92</u>	<u>89</u>

Remuneration of the Executive Board of De Danske Gærfabrikker A/S is not disclosed separately referring to section 98b (3) of the Danish Financial Statements Act. No remuneration was paid to the Board of Directors.

3 Investments

DKK'000	2017/18
Cost at 1 February 2017	<u>2,501</u>
Cost at 31 January 2018	<u>2,501</u>
Revaluations at 1 February 2017	-1,296
Net profit for the year	<u>24</u>
Revaluations 31 January 2018	-1,272
Carrying amount at 31 January 2018	<u><u>1,229</u></u>

Name/legal form	Registered office	Voting rights and ownership interest	Equity	Profit for the year
			DKK'000	DKK'000
Aktieselskabet Dansk Gærings-Industri, Denmark	Grenaa	100%	<u>1,229</u>	<u>24</u>
			<u>1,229</u>	<u>24</u>

4 Financial income

DKK'000	2017/18	2016/17
Interest income from group entities	2	5
Other financial income	<u>6</u>	<u>78</u>
	<u>8</u>	<u>83</u>

Financial statements 1 February – 31 January

Notes

5 Financial expenses

DKK'000	2017/18	2016/17
Interest expense to group entities	440	562
Other financial costs	227	229
	667	791

6 Tax on profit/loss for the year

DKK'000	2017/18	2016/17
Current tax for the year	3,321	4,216
Deferred tax for the year	1,332	334
	4,653	4,550

7 Proposed profit appropriation

Retained earnings	16,549	16,424
-------------------	--------	--------

8 Property, plant and equipment

DKK'000	Land and buildings	Property, plant and equipment in progress	Plant and machinery	Fixtures and fittings, tools and equipment	Total
Cost at 1 February 2017	37,805	21,014	232,304	5,260	296,383
Additions for the year	2,837	36,908	38,707	105	78,557
Transfer for the year	0	-41,650	0	0	-41,650
Cost at 31 January 2018	40,642	16,272	271,011	5,365	333,290
Depreciation and impairment losses at 1. februar 2017	-29,877	0	-128,511	-4,632	-163,020
Depreciations for the year	-1,243	0	-13,544	-214	-15,001
Depreciation and impairment losses at 31 January 2018	-31,120	0	-142,055	-4,846	-178,021
Carrying amount at 31 January 2018	9,522	16,272	128,956	519	155,269

9 Contributed capital

The contributed capital consists of 1,000 shares of a nominal value of DKK 1,000 each.

All shares rank equally

Financial statements 1 February – 31 January

Notes

10 Deferred tax

DKK'000	<u>2017/18</u>	<u>2016/17</u>
Deferred tax at 1 January	13,222	12,888
Deferred tax adjustment for the year in the income statement	<u>1,332</u>	<u>334</u>
	<u>14,554</u>	<u>13,222</u>
Provisions for deferred tax relate to:		
Property, plant and equipment	<u>14,554</u>	<u>13,222</u>

11 Contractual obligations, contingencies, etc.

The Company is jointly taxed with all Danish entities in the Lallemand Group. The Company has unlimited joint and several liability for the Danish corporation taxes and withholding taxes on dividends and interest under the Danish tax authorities is recognized in the consolidated Financial Statements of Lallemand Denmark A/S. Any subsequent corrections of the taxable jointly taxed income or withholding taxes, etc., may entail an increase in the Company's liabilities.

DKK'000	<u>2017/18</u>	<u>2016/17</u>
Operating lease obligations		
Within 1 year	502	631
Between 1 and 5 years	566	1,023

Financial statements 1 February – 31 January

Notes

12 Related party disclosures

De Danske Gærfabrikker A/S' related parties comprise the following:

Control

The Company's parent company and ultimate parent company exercise control.

Lallemand Denmark A/S holds the majority of the contributed capital in the Company.

The Company's related parties with significant influence comprise the Company's Board of Directors, Executive Board and executive staff.

De Danske Gærfabrikker A/S is part of the consolidated financial statements of Lallemand Denmark A/S, Grenaa, which is the smallest group in which the Company is included as a subsidiary.

The consolidated financial statements of Lallemand Denmark A/S can be obtained on the website of the Danish Business Authorities, www.cvr.dk.

De Danske Gærfabrikker A/S is part of the consolidated financial statements of Lallemand Inc., Canada, which is largest group in which the Company is included as a subsidiary.

The consolidated financial statements of Lallemand Inc. can be obtained by contacting the Company.

Related party transactions

In accordance with section 98 c(7) of the Danish Financial Statements Act, the Company has not disclosed any related party transactions as they were conducted on an arm's length basis.