

Gilead Sciences Denmark ApS

Gammel Kongevej 60, DK-1850 Frederiksberg C

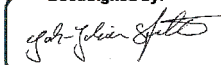
Annual Report for 1 January - 31 December 2022

CVR-nr. 30 89 90 32

*The Annual Report was
presented and adopted at
the Annual General
Meeting of the Company on*

26 May 2023

DocuSigned by:



D30F606E59E34ED
Hans York-Julian Stücker

Chairman

Contents

	Page
Management's Statement and Auditor's Report	
Management's Statement	2
Independent Auditor's Report on the Financial Statements	3
Management's Review	
Company Information	6
Financial Highlights	7
Management's Review	8
Financial Statements	
Income Statement 1 January - 31 December	9
Balance Sheet 31. december	10
Statement of Changes in Equity	12
Notes to the Financial Statements	13
Accounting Policies	17

Management's Statement

The Executive Board and Board of Directors have today presented the Annual Report of Gilead Sciences Denmark ApS for the financial year 1 January - 31 December 2022.

The Annual Report is prepared in accordance with the Danish Financial Statements Act.


In our opinion the Financial Statements give a true and fair view of the financial position at 31 December 2022 and of the results of the Company operations for 2022.


In our opinion, Management's Review includes a true and fair account of the matters addressed in the Review.

We recommend that the Annual Report be adopted at the Annual General Meeting.

Copenhagen,


Executive Board


DocuSigned by:

34A1DD88AB9942F...
Clemens Schödl
General manager


DocuSigned by:

60D6385D8B3C4FB...
Helene Annika Oscarsson
Director

DocuSigned by:

939808EE7A7E4FD...
Jonas Lars Nicklas Sandgren
Director

Board of Directors
DocuSigned by:

D30F608E59E34ED...
Hans York-Julian Stücker
Chairman

DocuSigned by:

42B7D199005245D...
John Andrew Jordan

DocuSigned by:

D3E7FB711970433...
Janet Elizabeth Dorling

Independent Auditor's Report on the Financial Statements

To the shareholder of Gilead Sciences Denmark ApS

Opinion

We have audited the financial statements of Gilead Sciences Denmark ApS for the financial year 1 January – 31 December 2021, which comprise income statement, balance sheet, statement of changes in equity and notes, including accounting policies. The financial statements are prepared in accordance with the Danish Financial Statements Act.

In our opinion, the financial statements give a true and fair view of the financial position of the Company at 31 December 2022 and of the results of the Company's operations for the financial year 1 January – 31 December 2022 in accordance with the Danish Financial Statements Act.

Basis for opinion

We conducted our audit in accordance with International Standards on Auditing (ISAs) and additional requirements applicable in Denmark. Our responsibilities under those standards and requirements are further described in the "Auditor's responsibilities for the audit of the financial statements" section of our report. We believe that the audit evidence we have obtained is sufficient and appropriate to provide a basis for our opinion.

Independence

We are independent of the Company in accordance with the International Ethics Standards Board for Accountants' International Code of Ethics for Professional Accountants (IESBA Code) and the additional ethical requirements applicable in Denmark, and we have fulfilled our other ethical responsibilities in accordance with these requirements and the IESBA Code.

Management's responsibilities for the financial statements

Management is responsible for the preparation of financial statements that give a true and fair view in accordance with the Danish Financial Statements Act and for such internal control as Management determines is necessary to enable the preparation of financial statements that are free from material misstatement, whether due to fraud or error.

In preparing the financial statements, Management is responsible for assessing the Company's ability to continue as a going concern, disclosing, as applicable, matters related to going concern and using the going concern basis of accounting in preparing the financial statements unless Management either intends to liquidate the Company or to cease operations, or has no realistic alternative but to do so.

Auditor's responsibilities for the audit of the financial statements

Our objectives are to obtain reasonable assurance as to whether the financial statements as a whole are free from material misstatement, whether due to fraud or error, and to issue an auditor's report that includes our opinion. Reasonable assurance is a high level of assurance, but is not a guarantee that an audit conducted in accordance with ISAs and additional requirements applicable in Denmark will always detect a material misstatement when it exists. Misstatements can arise from fraud or error and are considered material if, individually or in the aggregate, they could reasonably be expected to influence the economic decisions of users taken on the basis of the financial statements.

Independent Auditor's Report on the Financial Statements

Independent auditor's report

As part of an audit conducted in accordance with ISAs and additional requirements applicable in Denmark, we exercise professional judgement and maintain professional scepticism throughout the audit. We also:

- Identify and assess the risks of material misstatement of the financial statements, whether due to fraud or error, design and perform audit procedures responsive to those risks and obtain audit evidence that is sufficient and appropriate to provide a basis for our opinion. The risk of not detecting a material misstatement resulting from fraud is higher than for one resulting from error, as fraud may involve collusion, forgery, intentional omissions, misrepresentations or the override of internal control.
- Obtain an understanding of internal control relevant to the audit in order to design audit procedures that are appropriate in the circumstances, but not for the purpose of expressing an opinion on the effectiveness of the Company's internal control.
- Evaluate the appropriateness of accounting policies used and the reasonableness of accounting estimates and related disclosures made by Management.
- Conclude on the appropriateness of Management's use of the going concern basis of accounting in preparing the financial statements and, based on the audit evidence obtained, whether a material uncertainty exists related to events or conditions that may cast significant doubt on the Company's ability to continue as a going concern. If we conclude that a material uncertainty exists, we are required to draw attention in our auditor's report to the related disclosures in the financial statements or, if such disclosures are inadequate, to modify our opinion. Our conclusions are based on the audit evidence obtained up to the date of our auditor's report. However, future events or conditions may cause the Company to cease to continue as a going concern.
- Evaluate the overall presentation, structure and contents of the financial statements, including the note disclosures, and whether the financial statements represent the underlying transactions and events in a manner that gives a true and fair view.

We communicate with those charged with governance regarding, among other matters, the planned scope and timing of the audit and significant audit findings, including any significant deficiencies in internal control that we identify during our audit.

Independent Auditor's Report on the Financial Statements

Statement on the Management's review

Management is responsible for the Management's review.

Our opinion on the financial statements does not cover the Management's review, and we do not express any form of assurance conclusion thereon.

In connection with our audit of the financial statements, our responsibility is to read the Management's review and, in doing so, consider whether the Management's review is materially inconsistent with the financial statements or our knowledge obtained during the audit, or otherwise appears to be materially misstated.

Moreover, it is our responsibility to consider whether the Management's review provides the information required under the Danish Financial Statements Act.

Based on the work we have performed, we conclude that the Management's review is in accordance with the financial statements and has been prepared in accordance with the requirements of the Danish Financial Statements Act. We did not identify any material misstatement of the Management's review.

Copenhagen, 26 May 2023

EY Godkendt Revisionspartnerselskab

CVR-nr. 30 70 02 28



Allan Nørgaard
State Authorised
Public Accountant
mne35501

Company Information

The Company

Gilead Sciences Denmark ApS
Gammel Kongevej 60
DK-1850 Frederiksberg C

CVR-nr.: 30 89 90 32
Financial period: 1 January - 31 December
Incorporated: 25 September 2007
Financial year: 14th financial year
Municipality of reg. office: Copenhagen

Board of Directors

Hans York-Julian Stücker (*Chairman*)
John Andrew Jorden
Janet Elizabeth Dorling

Executive Board

Clemens Schödl
Helene Annika Oscarsson
Jonas Lars Nicklas Sandgren

Auditors

EY Godkendt Revisionspartnerselskab
Dirch Passers Allé 36
DK-2000 Frederiksberg

Lawyers

Accura Advokatpartnerselskab
Tuborg Boulevard 1
2900 Hellerup København

Bankers

Bank of America
Danske Bank

Financial Highlights

Seen over a five-year period, the development of the Company is described by the following financial highlights:

	<u>2022</u> TDKK	<u>2021</u> TDKK	<u>2020</u> TDKK	<u>2019</u> TDKK	<u>2018</u> TDKK
Key figures					
Profit/loss					
Revenue	228.372	174.845	150.732	128.627	-
Operating profit/loss	7.487	6.229	5.563	4.587	4.470
Net financial income/expenses	-569	-949	-602	-654	-538
Net profit/loss for the year	5.284	3.896	3.770	2.818	2.757
Balance sheet					
Balance sheet total	141.250	97.742	99.008	62.884	50.142
Equity	50.920	45.636	41.740	37.970	35.153
Investments in fixed assets	-	-	-	-	-
Number of employees	12	13	13	12	11
Ratios					
Return on assets	5.3%	6.4%	5.6%	7.3%	8.9%
Solvency ratio	36.0%	46.7%	42.2%	60.4%	70.1%
Return on equity	10.9%	8.9%	9.5%	7.7%	8.2%

For ratio descriptions, please refer to the definitions used under accounting policies.

The Company has for the year 2018 used the rule of exemption in section 32 of the Danish Financial Statements Act, where the items "Revenue" to and including "Other external expenses" are consolidated into one item designated "Gross profit". By use of this rule of exemption the revenue is not displayed in the key figures for the years 2017-2018.

Management's Review

Main activity

The objectives for which the Company is established are to carry on business in the field of import, marketing, packaging, sale, distribution, research, development and production of pharmaceutical products, and all pharmaceutical related products as well as medical education, and to undertake, perform and carry on all such other activities as the board of directors deems incidental to the attainment of such objectives.

Development in the year

The income statement of the Company for 2022 shows a net profit of DKK 5.284.332 and at 31 December 2022 the balance sheet of the Company shows equity of DKK 50.920.414.

Follow-up on development expectations from last year

Profit for the year is satisfactory and in line with expectations.

Targets and expectations for the year ahead

The result of the Company is expected to be in line with the current year with a profit in the range DKK 5 to 6 million.

Uncertainty relating to recognition and measurement

Recognition and measurement in the Annual Report have not been subject to any uncertainty.

Unusual events

The financial position at 31 December 2022 of the Company and the results of the activities of the Company for the financial year for 2022 have not been affected by any unusual events.

Subsequent events

No events materially affecting the assessment of the Annual Report have occurred after the balance sheet date.

Income Statement 1 January - 31 December

	<u>Note</u>	<u>2022</u> DKK	<u>2021</u> DKK
Revenue		228.372.476	174.844.989
Cost of sales		-187.932.048	-121.557.779
Other external expenses		-12.966.212	-25.243.538
Gross profit		27.474.216	28.043.672
Staff expenses	2	-19.972.386	-21.799.834
Depreciation	6	-15.118	-15.118
Profit before financial income and expenses		7.486.712	6.228.720
Financial income	3	9.272	821
Financial expenses	4	-578.119	-949.937
Profit before tax		6.917.865	5.279.604
Tax on profit for the year	5	-1.633.533	-1.383.731
Net profit for the year		5.284.332	3.895.873
 Distribution of profit			
 Proposed distribution of profit			
Retained earnings		5.284.332	3.895.873
		<u>5.284.332</u>	<u>3.895.873</u>

Balance Sheet 31 December

Assets

	<u>Note</u>	<u>2022</u> DKK	<u>2021</u> DKK
Other tangible fixed assets	6	1.260	16.378
Fixed tangible assets		<u>1.260</u>	<u>16.378</u>
Other receivables		162.266	177.779
Fixed asset investments		<u>162.266</u>	<u>177.779</u>
Fixed assets		<u>163.526</u>	<u>194.157</u>
Trade receivables		45.190.034	11.743.813
Receivables from group enterprises		10.683.523	29.371.620
Corporation tax receivable		-	886.821
Prepayments	7	339.029	410.532
Receivables		<u>56.212.586</u>	<u>42.412.786</u>
Cash at bank and in hand		<u>84.873.948</u>	<u>55.135.110</u>
Current assets		<u>141.086.534</u>	<u>97.547.896</u>
Assets		<u>141.250.060</u>	<u>97.742.053</u>

Balance Sheet 31. december

Liabilities and equity

	<u>Note</u>	<u>2022</u> DKK	<u>2021</u> DKK
Share capital		125.000	125.000
Retained earnings		50.795.413	45.511.081
Equity	8	<u>50.920.413</u>	<u>45.636.081</u>
Long term other payables		-	=
Long-term debt		<u>-</u>	<u>=</u>
Trade payables		5.572.240	4.954.406
Payables to group enterprises		68.238.489	16.223.955
Corporation tax, joint taxation contribution		1.758.468	24.718.791
Other payables		14.686.691	6.080.896
Prepayments from customers	9	73.759	127.924
Short-term debt		<u>90.329.647</u>	<u>52.105.972</u>
Debt		<u>90.329.647</u>	<u>52.105.972</u>
Liabilities and equity		<u>141.250.060</u>	<u>97.742.053</u>
Contingent assets, liabilities and other financial obligations	10		
Related parties and ownership	11		

Statement of Changes in Equity

	Share capital	Retained earnings	Total
	DKK	DKK	DKK
Equity at 1 January 2022	125.000	45.511.081	45.636.081
Net profit for the year	-	5.284.332	5.284.332
Equity at 31 December 2022	<u>125.000</u>	<u>50.795.413</u>	<u>50.920.413</u>

Notes to the Financial Statements

1 Unusual events

The financial position at 31 December 2022 of the Company and the results of the activities of the Company for the financial year for 2022 have not been affected by any unusual events.

	<u>2022</u>	<u>2021</u>
	DKK	DKK
2 Staff expenses		
Salaries	18.331.916	20.069.817
Pensions	1.577.583	1.660.978
Other social security expenses	62.887	69.039
	<u>19.972.386</u>	<u>21.799.834</u>
Average number of employees	<u>12</u>	<u>13</u>

Gilead Sciences Denmark ApS did not pay any remuneration to the Executive Board or the Board of Directors during the financial year.

3 Financial income

Other financial income	-	821
Exchange adjustments	9.272	-
	<u>9.272</u>	<u>821</u>

4 Financial expenses

Other financial expenses	578.119	949.372
Exchange adjustments	-	565
	<u>578.119</u>	<u>949.937</u>

Notes to the Financial Statements

5 Tax on profit for the year	<u>2022</u>	<u>2021</u>
	DKK	DKK
Current tax for the year	1.758.468	1.397.191
Adjustment of tax concerning previous years	-124.935	-13.460
	<u>1.633.533</u>	<u>1.383.731</u>
6 Other tangible fixed assets		
Cost		
Cost 1 January	290.946	290.946
Additions during the year	-	-
	<u>290.946</u>	<u>290.946</u>
Depreciation and writedown 1 January	274.568	259.450
Depreciation during the year	15.118	15.118
	<u>289.686</u>	<u>274.568</u>
Book Value 31 December	<u>1.260</u>	<u>16.378</u>
7 Prepayments		
Prepayments consist of prepaid expenses concerning product license fees, insurance and future congresses.		
8 Equity		
The share capital consists of 125,000 shares of a nominal value of DKK 1. No shares carry any special rights.		
There have been no changes in the share capital during the last 5 years.		
9 Prepayments from customers		
Deferred income consists of payments received in respect of income in subsequent years.		

Notes to the Financial Statements

	<u>2022</u>	<u>2021</u>
	DKK	DKK
10 Contingent liabilities and other financial obligations		
Rental agreements and leases		
Lease obligations under operating leases. Total future lease payments:		
Within 1 year	348.959	240.854
Between 1 and 5 years	338.684	207.717
	<u>687.643</u>	<u>448.571</u>
Payments under operating leases concerning cars	687.643	448.571
Rent payments	141.699	120.000
	<u>829.342</u>	<u>568.571</u>

Contingent liabilities

The company is jointly taxed with its affiliate, Epitherapeutics under frivillig likvidation ApS. The company has joint and unlimited liability with Epitherapeutics under frivillig likvidation ApS for the payment of Danish income tax.

Notes to the Financial Statements

11 Related parties and ownership

Basis

Controlling interest

Gilead Sciences Ireland UC, Ireland	Parent Company
Gilead Sciences Inc. , 333 Lakeside Drive, Foster City, CA 94404, USA	Ultimate parent

Consolidated Financial Statements

Gilead Sciences Ireland UC does not prepare consolidated accounts.

The Company is included in the Group Annual Report of the Ultimate Parent Company Gilead Sciences Inc., 333 Lakeside Drive, Foster City. CA 94404.

	<u>2022</u> DKK	<u>2021</u> DKK
Group		
Receivables from group entities	10.683.523	29.371.620
Payables to group entities	68.238.489	16.223.955
Purchase of goods from group entities	143.433.539	104.118.607

There were no other transactions between the company and their shareholders during the financial year.

12 Subsequent events

No events materially affecting the assessment of the Annual Report have occurred after the balance sheet date.

Accounting Policies

Basis of preparation

The Annual Report of Gilead Sciences Denmark ApS for 2022 has been prepared in accordance with the provisions of the Danish Financial Statements Act applying to medium-sized enterprises of reporting class C.

The accounting policies applied remain unchanged from last year.

Financial Statements for 2022 are presented in DKK.

Cash flow statement

With reference to section 86(4) of the Danish Financial Statements Act and to the cash flow statement included in the consolidated financial statements of Gilead Sciences Inc, the Company has not prepared a cash flow statement.

Recognition and measurement

Revenues are recognised in the income statement as earned. Furthermore, value adjustments of financial assets and liabilities measured at fair value or amortised cost are recognised. Moreover, all expenses incurred to achieve the earnings for the year are recognised in the income statement, including depreciation, amortisation, impairment losses and provisions as well as reversals due to changed accounting estimates of amounts that have previously been recognised in the income statement.

Assets are recognised in the balance sheet when it is probable that future economic benefits attributable to the asset will flow to the Company, and the value of the asset can be measured reliably.

Liabilities are recognised in the balance sheet when it is probable that future economic benefits will flow out of the Company, and the value of the liability can be measured reliably.

Assets and liabilities are initially measured at cost. Subsequently, assets and liabilities are measured as described for each item below.

Danish kroner is used as the measurement currency. All other currencies are regarded as foreign currencies.

Translation policies

Transactions in foreign currencies are translated at the exchange rates at the dates of transaction. Gains and losses arising due to differences between the transaction date rates and the rates at the dates of payment are recognised in financial income and expenses in the income statement.

Receivables, payables and other monetary items denominated in foreign currencies are translated into DKK at the exchange rate at the balance sheet date. Realised and unrealised exchange gains and losses are recognised in the income statement as financial income/expenses.

Accounting Policies

Income Statement

Revenue

The Company has applied IAS 18 in accounting for revenue. Revenue from the sale of goods is recognised when the risks and rewards relating to the goods sold have been transferred to the purchaser, the revenue can be measured reliably and it is probable that the economic benefits relating to the sale will flow to the Company.

Revenue is measured at the consideration received and is recognised exclusive of VAT and of discounts relating to sales.

Other external expenses

Other external expenses comprise expenses for premises, sales and distribution as well as office expenses, etc.

Staff expenses

Staff expenses comprise wages and salaries as well as payroll expenses.

Financial income and expenses

Financial income and expenses are recognised in the income statement at the amounts relating to the financial year.

Tax on profit for the year

The Company is jointly taxed with Danish group enterprises. The tax effect of the joint taxation is allocated to Danish enterprises in proportion to their taxable incomes.

Accounting Policies

Balance Sheet

Other tangible fixed assets

Tangible fixed assets are measured at cost with deduction of accrued depreciation and write-down.

The basis of depreciation is cost with deduction of expected residual value after the end of the useful life of the asset. The scrap value of tangible fixed assets is reassessed annually.

The cost comprises the acquisition cost and costs directly attached to the acquisition until the time when the asset is ready for use.

Depreciation takes place on a straight-line basis and based on an evaluation of the expected useful life:

Tangible fixed assets: 3-5 years

Minor assets with an expected useful life of less than 1 year are recognized as costs in the profit and loss account in the year of acquisition.

Profit or loss deriving from the sales of tangible fixed assets is measured as the difference between the sales price reduced by the selling costs and the book value at the time of the sale. Profit or losses are recognised in the profit and loss account as other operating income or other operating expenses.

Receivables

As interpretation for impairment of financial receivables, the Company has applied IAS 39. Receivables are recognised in the balance sheet at amortised cost, which substantially corresponds to nominal value. Provisions for estimated bad debts are made.

Prepayments

Prepayments comprise prepaid expenses concerning product license fees, insurance and future congresses.

Accounting Policies

Balance Sheet

Current tax receivables and liabilities

Tax for the year includes current tax on the year's expected taxable income and the year's deferred tax adjustments. The portion of the tax for the year that relates to the profit/loss for the year is recognised in the income statement, whereas the portion that relates to transactions taken to equity is recognised in equity.

The entity and its Danish group entities are taxed on a joint basis. The Danish income tax charge is allocated between profit-making and loss-making Danish entities in proportion to their taxable income (full allocation method).

Jointly taxed companies entitled to a tax refund are, at a minimum, reimbursed by the management company according to the current rates applicable to interest allowances, and jointly taxed companies having paid too little tax, as a maximum, pay a surcharge according to the current rates applicable to interest surcharges to the management company.

Financial debts

Other debts are measured at amortised cost, substantially corresponding to nominal value.

Prepayments from customers

Deferred income comprises payments received in respect of income in subsequent years.

Accounting Policies

Financial Highlights

Explanation of financial ratios

Return on assets

$$\frac{\text{Profit before financial income and expenses} \times 100}{\text{Total assets}}$$

Solvency Ratio

$$\frac{\text{Equity at year end} \times 100}{\text{Total assets at year end}}$$

Return on equity

$$\frac{\text{Net profit for the year} \times 100}{\text{Average equity}}$$