

Unilever Produktion ApS


Petersmindevej 30

5000 Odense C

CVR No. 30698894

Annual Report 2017

The Annual Report was presented and approved at the Annual General Meeting of the Company on 30 May 2018



Chairman

Unilever Produktion ApS

Contents

Statement by the Board of Directors and the Executive Board	3
Independent auditor's report	4
Company details	6
Management's Review	7
Key Figures and Financial Ratios	8
Income Statement	9
Balance Sheet as of 31 December	10
Statement of changes in Equity	12
Notes	13
Accounting Policies	18

Unilever Produktion ApS

Statement by the Board of Directors and the Executive Board

The Board of Directors and the Executive Board have today discussed and approved the annual report of Unilever Produktion ApS for the financial year 1 January - 31 December 2017.

The Annual Report has been prepared in accordance with the Danish Financial Statements Act.

In our opinion, the Financial Statements give a true and fair view of the assets, liabilities and financial position of the Company at 31 December 2017 and of the results of the Company's operations for the financial year 1 January 2017 - 31 December 2017.


We recommend that the Annual Report be approved at the Annual General Meeting.

Odense, 30 May 2018


Executive Board

Khalil El-Achkar
Man. Director

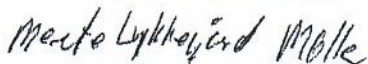
Board of Directors


Anders Thilqvist
Chairman of the Board

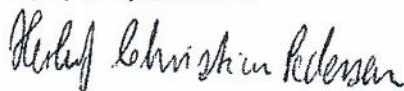

Khalil El-Achkar


Anders Andreassen

Merete Lykkegård Møller
Employee Representative



Herluf Christian Pedersen
Employee Representative



Unilever Produktion ApS

Independent auditor's report

To the shareholders of Unilever Produktion ApS

Opinion

We have audited the financial statements of Unilever Produktion ApS for the financial year 1 January - 31 December 2017 comprising income statement, balance sheet and notes, including accounting policies. The financial statements are prepared in accordance with the Danish Financial Statements Act.

In our opinion, the financial statements give a true and fair view of the Company's assets, liabilities and financial position at 31 December 2017 and of the results of the Company's operations for the financial year 1 January - 31 December 2017 in accordance with the Danish Financial Statements Act.

Basis for opinion

We conducted our audit in accordance with International Standards on Auditing (ISAs) and the additional requirements applicable in Denmark. Our responsibilities under those standards and requirements are further described in the "Auditor's responsibilities for the audit of the financial statements" section of our report. We are independent of the Company in accordance with the International Ethics Standards Board for Accountants' Code of Ethics for Professional Accountants (IESBA Code) and the additional requirements applicable in Denmark, and we have fulfilled our other ethical responsibilities in accordance with these rules and requirements. We believe that the audit evidence we have obtained is sufficient and appropriate to provide a basis for our opinion.

Management's responsibility for the financial statements

Management is responsible for the preparation of financial statements that give a true and fair view in accordance with the Danish Financial Statements Act and for such internal control that Management determines is necessary to enable the preparation of financial statements that are free from material misstatement, whether due to fraud or error.

In preparing the financial statements, Management is responsible for assessing the Company's ability to continue as a going concern, disclosing, as applicable, matters related to going concern and using the going concern basis of accounting in preparing the financial statements unless Management either intends to liquidate the Company or to cease operations, or has no realistic alternative but to do so.

Auditor's responsibilities for the audit of the financial statements

Our objectives are to obtain reasonable assurance as to whether the financial statements as a whole are free from material misstatement, whether due to fraud or error, and to issue an auditor's report that includes our opinion. Reasonable assurance is a high level of assurance but is not a guarantee that an audit conducted in accordance with ISAs and the additional requirements in Denmark will always detect a material misstatement when it exists. Misstatements may arise from fraud or error and are considered material if, individually or in the aggregate, they could reasonably be expected to influence the economic decisions of financial statement users made on the basis of these financial statements.

As part of an audit conducted in accordance with ISAs and the additional requirements applicable in Denmark, we exercise professional judgement and maintain professional scepticism throughout the audit. We also

- Identify and assess the risks of material misstatement of the company financial statements, whether due to fraud or error, design and perform audit procedures responsive to those risks, and obtain audit evidence that is sufficient and appropriate to provide a basis for our opinion. The risk of not detecting a material misstatement resulting from fraud is higher than for one resulting from error as fraud may involve collusion, forgery, intentional omissions, misrepresentations or the override of internal control.
- obtain an understanding of internal control relevant to the audit in order to design audit procedures that are appropriate in the circumstances, but not for the purpose of expressing an opinion on the effectiveness of the Company's internal control.

Unilever Produktion ApS

Independent auditor's report

- evaluate the appropriateness of accounting policies used and the reasonableness of accounting estimates and related disclosures made by Management.
- conclude on the appropriateness of Management's use of the going concern basis of accounting in preparing the financial statements and, based on the audit evidence obtained, whether a material uncertainty exists related to events or conditions that may cast significant doubt on the Company's ability to continue as a going concern. If we conclude that a material uncertainty exists, we are required to draw attention in our auditor's report to the related disclosures in the financial statements or, if such disclosures are inadequate, to modify our opinion. Our conclusions are based on the audit evidence obtained up to the date of our auditor's report. However, future events or conditions may cause the Company to cease to continue as a going concern.
- evaluate the overall presentation, structure and contents of the financial statements, including the disclosures, and whether the financial statements represent the underlying transactions and events in a manner that gives a true and fair view.

We communicate with those charged with governance regarding, among other matters, the planned scope and timing of the audit and significant audit findings, including any significant deficiencies in internal control that we identify during our audit.

Statement on Management's review

Management is responsible for the Management's review.

Our opinion on the financial statements does not cover the Management's review, and we do not express any form of assurance conclusion thereon.

In connection with our audit of the financial statements, our responsibility is to read the Management's review and, in doing so, consider whether the Management's review is materially inconsistent with the financial statements or our knowledge obtained during the audit, or otherwise appears to be materially misstated.

Moreover, it is our responsibility to consider whether the Management's review provides the information required under the Danish Financial Statements Act.

Based on the work we have performed, we conclude that the Management's review is in accordance with the financial statements and has been prepared in accordance with the requirements of the Danish Financial Statement Act. We did not identify any material misstatement of the Management's review.

Copenhagen, 30 May 2018

KPMG

Statsautoriseret Revisionspartnerselskab

CVR-no. 25578198



Jon Beck

State Authorised

Public Accountant

mne32169

Unilever Produktion ApS

Company details

Company	Unilever Produktion ApS Petersmindevej 30 5000 Odense C
CVR No.	30698894
Date of formation	2 July 2007
Registered office	Odense
Financial year	1 January 2017 - 31 December 2017
Supervisory Board	Anders Thilqvist, Chairman of the Board Khalil El-Achkar Anders Andreassen Merete Lykkegård Møller, Employee Representative Herluf Christian Pedersen, Employee Representative
Executive Board	Khalil El-Achkar, Man. Director
Auditors	KPMG Statsautoriseret Revisionspartnerselskab Dampfærgevej 28 2100 København Ø CVR-no.: 25578198
Annual General Meeting	The Annual General Meeting is held on 30 May 2018.

Unilever Produktion ApS

Management's Review

Principal activities

Unilever Produktion ApS consist of a factory in Odense producing home care products predominantly for the Nordic market. The factory is a "contract manufacturer" which means the factory produces finished products on behalf of the Unilever Europe BV in the Netherlands (Formerly the Unilever Supply Chain Company AG in Switzerland) who owns the raw and packaging materials used in the products. Unilever Produktion ApS charges a fee to Unilever Europe BV to cover the costs of production for the finished products produced in the factory on their behalf.

Development in activities and financial position

The Company realised a profit for the year of T DKK 1.113 (2016: T DKK 1.341), and the Company's total Assets and Equity at 31 December 2017 amount to T DKK 142.409 (2016: T DKK 136.835) and T DKK 116.268 (2016: T DKK 115.155), respectively.

The result for 2017 is in line with the expectations for the year.

The company's continuing focus is to further improve cost efficiency with increased flexibility and a good working environment. Uncertainty in the future lies primarily in how the product portfolio develops in view of the innovations that will be launched in 2018 and that the plant can quickly adapt to fluctuations in the utilization rate of individual machines and of the plant in total.

Due to the rapidly changes in the external environment, it is of great importance to quickly adapt the business based on changes in the external environment will be important in the future. We expect a profit for the year in 2018 similar to the profit earned in 2017.

Environmental issues

Unilever Produktion is part of the Unilever Sustainable living plan which is the blue print for sustainable and inclusive growth. One of the goals is to reduce the environmental footprint by 2030. Unilever's policy commitments with regards to the environment are encapsulated within Unilever's Sustainable Living Plan (Greenhouse Gases, Water Use, Waste and Packaging and Sustainable Sourcing pillars).

In 2017 ISO 14001 was replaced by a SHE compliance programme which was an initiative driven by Unilever central team. This is a programme designed to be at the equivalent standard of ISO 14001.

Environmental targets are set on yearly basis following the ambitions and policies driven by Unilever Sustainable Living Plan.

Events after the balance sheet date

After the end of the balance sheet date, no events have occurred which may change the financial position of the entity substantially.

Unilever Produktion ApS

Key Figures and Financial Ratios

The development in the Company's key figures and financial ratios can be described as follows:
Numbers appear in thousands

	2017	2016	2015	2014	2013
Revenue	56.692	61.728	62.669	63.999	66.810
Operating profit/loss	1.744	2.384	2.786	1.810	3.059
Profit/loss from financial income and expenses	0	-8	-12	-153	-93
Profit/loss for the year	1.113	1.341	1.446	513	3.188
Total assets	142.409	136.835	158.770	138.511	142.949
Total equity	116.268	115.155	113.814	112.368	111.855
Investment in property, plant and equipment	8.423	8.027	10.033	23.619	15.538
Avg. number of full-time employees	59	69	69	78	91
Gross profit margin (%)	63,95	63,33	66,10	67,80	71,80
Profit margin (%)	3,08	3,86	4,45	2,83	4,58
Return on capital employed (%)	1,25	1,61	1,87	1,29	2,18
Solvency ratio (%)	81,64	84,16	71,68	81,10	78,20
Return on equity (ROE) (%)	0,96	1,17	1,28	0,46	2,89

For definitions of key ratios, see Accounting policies at page 21.

Financial ratios are calculated in accordance with the Danish Society of Financial Analysts' guidelines on the calculation of financial ratios "Recommendations and Ratios".

Unilever Produktion ApS

Financial statements 1 January - 31 December

Income Statement

	Note	2017 T DKK	2016 T DKK
Revenue		56.692	61.728
Other external expenses		-20.435	-22.635
Gross result		<u>36.257</u>	<u>39.093</u>
Staff costs	1	-22.718	-25.857
Depreciation on property, plant and equipment, amortisation of intangible assets and impairment losses	2	-11.181	-10.852
Other operating expenses		-614	0
Operating profit		<u>1.744</u>	<u>2.384</u>
Financial income		4	0
Financial expenses		-4	-8
Profit from ordinary activities before tax		<u>1.744</u>	<u>2.376</u>
Tax on profit for the year	3	-631	-1.035
Profit for the year	4	<u>1.113</u>	<u>1.341</u>

Unilever Produktion ApS

Financial Statements 1 January - 31 December

Balance Sheet as of 31 December

	Note	2017 T DKK	2016 T DKK
Assets			
Software	5	0	19
Goodwill	6	8.561	11.414
Intangible assets		<u>8.561</u>	<u>11.433</u>
Land and buildings	7	36.933	39.089
Plant and machinery	8	60.843	59.079
Fixtures, fittings, tools and equipment	9	593	701
Property, plant and equipment in progress	10	2.850	2.456
Property, plant and equipment		<u>101.219</u>	<u>101.325</u>
Fixed assets		<u>109.780</u>	<u>112.758</u>
Trade receivables		48	1
Receivables from group entities		30.875	21.888
Other receivables		1.538	1.899
Prepayments	11	168	274
Receivables		<u>32.629</u>	<u>24.062</u>
Cash and cash equivalents		<u>0</u>	<u>15</u>
Current assets		<u>32.629</u>	<u>24.077</u>
Assets		<u>142.409</u>	<u>136.835</u>

Unilever Produktion ApS

Financial Statements 1 January - 31 December

Balance Sheet as of 31 December

	Note	2017 T DKK	2016 T DKK
Liabilities and equity			
Share capital		2.871	2.871
Retained earnings		113.397	112.284
Equity		<u>116.268</u>	<u>115.155</u>
Provisions for deferred tax	12	13.676	13.405
Provisions		<u>13.676</u>	<u>13.405</u>
Debt to banks		53	0
Trade payables		7.354	5.647
Payables to group entities		2.629	0
Tax payables		489	264
Other payables		1.940	2.364
Current liabilities other than provisions		<u>12.465</u>	<u>8.275</u>
Liabilities other than provisions within the business		<u>12.465</u>	<u>8.275</u>
Liabilities and equity		<u>142.409</u>	<u>136.835</u>
Contractual obligations	13		
Contingent liabilities	14		
Related parties	15		

Unilever Produktion ApS

Financial statements 1 January - 31 December

Statement of changes in Equity

	Share capital	Retained earnings	Total
Equity 1 January 2017	2.871	112.284	115.155
Profit	<u>0</u>	<u>1.113</u>	<u>1.113</u>
Equity 31 December 2017	<u>2.871</u>	<u>113.397</u>	<u>116.268</u>

Unilever Produktion ApS

Financial statements 1 January - 31 December

Notes

	2017 T DKK	2016 T DKK
1. Staff costs		
Wages and salaries	20.191	22.954
Pension	1.793	2.026
Other social security costs	734	877
	<u>22.718</u>	<u>25.857</u>
<i>Hereof remuneration to management</i>		
Wages and salaries	745	829
Pension	101	81
	<u>846</u>	<u>910</u>
Average number of employees	<u>59</u>	<u>69</u>

Referring to the Danish Financial Statement Act §98B, section 3.1 salaries has not been separated between the Executive Board and the Board of Directors.

Incentive schemes

All employees are included in Unilever's compensation program, which includes bonus and share award programs. The level of bonus possibility depends on the level of managerial responsibility, pay-out depends on individual and organizational performance.

Unilever offers two types of share schemes.

Manager Co Investment Plan (MCIP)

Managers can chose to invest up to 100% of the yearly bonus in Unilever shares. Unilever is matching the equivalent amount of shares (Matching shares).

Matching shares are vesting after 4 years provided the manager is still employed in the company.

Global shares plans

Non-executive employees can chose to invest part of their salary in Unilever shares (Investment shares). Every third month Unilever will match every third investment share with one share.

To get the matching share the employee needs to retain share in minimum 3 years.

2. Depreciation on property, plant and equipment, amortisation of intangible assets and impairment losses

Software	19	37
Goodwill	2.853	2.853
Land and buildings	2.156	2.253
Plant and machinery	6.045	5.601
Fixtures, fittings, tools and equipment	108	108
	<u>11.181</u>	<u>10.852</u>

Financial statements 1 January - 31 December

Notes

	2017 T DKK	2016 T DKK
3. Tax on profit for the year		
Current tax of the year	489	149
Adjustment to tax, prior year	-128	0
Deferred tax for the year	270	886
	<u>631</u>	<u>1.035</u>
4. Profit for the year		
Profit for the year	<u>1.113</u>	<u>1.341</u>
Retained earnings	<u>1.113</u>	<u>1.341</u>
5. Software		
Cost at the beginning of the year	<u>209</u>	<u>209</u>
Cost at the end of the year	<u>209</u>	<u>209</u>
Depreciation and amortisation at the beginning of the year	-190	-153
Amortisation for the year	-19	-37
Impairment losses and amortisation at the end of the year	<u>-209</u>	<u>-190</u>
Carrying amount at the end of the year	<u>0</u>	<u>19</u>
6. Goodwill		
Cost at the beginning of the year	<u>28.682</u>	<u>28.682</u>
Cost at the end of the year	<u>28.682</u>	<u>28.682</u>
Depreciation and amortisation at the beginning of the year	-17.268	-14.415
Amortisation for the year	-2.853	-2.853
Impairment losses and amortisation at the end of the year	<u>-20.121</u>	<u>-17.268</u>
Carrying amount at the end of the year	<u>8.561</u>	<u>11.414</u>

Notes

	2017 T DKK	2016 T DKK
7. Land and buildings		
Cost at the beginning of the year	52.258	52.405
Transfers during the year to other items	0	-147
Cost at the end of the year	52.258	52.258
Depreciation and impairment losses at the beginning of the year	-13.169	-10.929
Depreciation	-2.156	-2.254
Reversed depreciation and impairment losses	0	14
Depreciation and impairment losses at the end of the year	-15.325	-13.169
Carrying amount at the end of the year	36.933	39.089
8. Plant and machinery		
Cost at the beginning of the year	86.792	78.765
Addition during the year, incl. improvements	8.423	5.429
Disposal during the year	-1.654	0
Transfers during the year to other items	0	2.598
Cost at the end of the year	93.561	86.792
Depreciation and impairment losses at the beginning of the year	-27.713	-22.099
Change due to change in accounting policies	0	-14
Depreciation	-6.045	-5.600
Reversed depreciation and impairment losses	1.040	0
Depreciation and impairment losses at the end of the year	-32.718	-27.713
Carrying amount at the end of the year	60.843	59.079
9. Fixtures, fittings, tools and equipment		
Cost at the beginning of the year	1.916	1.916
Cost at the end of the year	1.916	1.916
Depreciation and impairment losses at the beginning of the year	-1.215	-1.108
Depreciation	-108	-107
Depreciation and impairment losses at the end of the year	-1.323	-1.215
Carrying amount at the end of the year	593	701

Notes

	2017	2016
	T DKK	T DKK
10. Property, plant and equipment in progress		
Cost at the beginning of the year	2.456	5.054
Addition during the year, incl. improvements	2.850	0
Transfers during the year to other items	-2.456	-2.598
Cost at the end of the year	<u>2.850</u>	<u>2.456</u>
Carrying amount at the end of the year	<u>2.850</u>	<u>2.456</u>

11. Prepayments

Prepayments relate to payment of water taxes and operational leasings in advance.

12. Provisions for deferred tax

Balance at the start of the year	13.405	12.519
Deferred tax for the year	271	886
Balance at the end of the year	<u>13.676</u>	<u>13.405</u>

Deferred tax relates to

Intangible assets	0	4
Property, plant and equipment	13.676	13.308
Investments	0	93
	<u>13.676</u>	<u>13.405</u>

The provision for deferred tax is expected to be settled over the estimated life of the assets. The deferred tax is therefore expected to be settled over 7-14 years.

13. Contractual obligations

Within a year	380	629
Between 1 and 5 years	140	519
	<u>520</u>	<u>1.148</u>

14. Contingent liabilities

The company is jointly taxed with other Danish companies in the Unilever Group in accordance with the rules on compulsory joint taxation. The company is liable unrestricted and jointly with the other companies in the joint taxation for Danish corporation tax and withholding tax on dividends and interest in joint taxation.

The total income tax liability as of 31 December 2017 is presented in the annual report of Unilever Danmark A/S, which are the administration company in the joint taxation.

Unilever Produktion ApS

Financial statements 1 January - 31 December

Notes

15. Related parties

The controlling entity based on majority of the share capital:
Unilever Finland OY, Roineentie 10, 510 Helsinki, Finland

A consolidated statement are available at:
Unilever N.V., Weena 455, 3000 DK Rotterdam, Netherland

Related party transactions:

Pursuant to section 98c(7) of the Danish Financial Statements Act, the Company has not disclosed related party transactions as they have been carried out on an arm's length basis.

Unilever Produktion ApS

Financial statements 1 January - 31 December

Accounting Policies

Reporting Class

The Annual Report of Unilever Produktion ApS for 2017 has been presented in accordance with the provisions of the Danish Financial Statements Act applying to medium-sized enterprises of reporting class C.

The accounting policies applied remain unchanged from last year.

Accounting policies Cash Flow Statement

Unilever Produktion ApS' cash flow statement is included in the consolidated accounts of Unilever N.V., Rotterdam, The Netherlands. Unilever Produktion ApS therefore does not present cash flow statement in the annual report, cf. section 86 (4) of the Danish Financial Statements Act.

Reporting currency

The Annual Report is presented in Danish kroner.

Income Statement

Revenue

The revenue consists of supply of raw material and semi-finished products on behalf of Unilever Supply Chain Company AG. The company's net sales therefore constitute a service fee for contract production from Unilever Supply Chain Company AG.

Net sales are recognized in the Income statement when delivery and transfer of risk to the buyer have taken place, and the income may be measured reliably and is expected to be received.

Revenue is measured at the fair value of the agreed consideration excluding VAT and taxes charged on behalf of third parties. All discounts granted are deducted from revenue.

Other external expenses

Other external expenses comprise expenses regarding sale and administration.

Staff costs

Staff expenses comprise wages and salaries, pensions and social security costs.

Depreciation on property, plant and equipment, amortisation of intangible assets and impairment losses

Depreciation and amortization includes depreciation and impairment of intangible assets and property, plant and equipment for the year.

Other operating expenses

Other operating expenses comprise items of a secondary nature to the activities of the enterprises, including loss on sale or disposal of tangible assets.

Financial income and expenses

Financial income and expenses are recognised in the Income Statement with the amounts that concern the financial year. Financial income and expenses include interest income and expenses, realised and unrealised capital gains and losses on debt and foreign currency transactions as well as surcharges and allowances under the tax repayment scheme.

Unilever Produktion ApS

Financial statements 1 January - 31 December

Accounting Policies

Tax on profit for the year

Tax on profit for the year comprises current tax on expected taxable income of the year and the year's adjustment of deferred tax less the part of the tax of the year that relates to changes in equity. Current and deferred tax regarding changes in equity is recognised directly in equity.

The Company and the Danish associates are taxed jointly. The Danish income tax is distributed between profit- and loss-making Danish enterprises in relation to their taxable income (full distribution).

Balance Sheet

Intangible assets

Software is measured at cost less accumulated amortisation and impairment losses or the recoverable amount, where this is lower. Software is depreciated over a maximum of 5 years.

Goodwill is measured at cost less accumulated amortisation and impairment losses. Goodwill is amortised on a straight line basis, based on an assessment of useful life of 10 years.

Tangible assets

Land and buildings, plant and machinery and fixtures and fittings, tools and equipment are measured at cost less accumulated depreciation and impairment losses.

Cost comprises the purchase price and costs directly attributable to the purchase until the date when the asset is available for use. For own-produced assets, the cost includes direct and indirect costs for wage consumption, materials, components and subcontractors

The basis of depreciation is cost less any projected residual value after the end of the useful life. Depreciation is provided on a straight-line basis over the estimated useful life. The estimated useful lives are as follows:

	Useful life
Land and buildings	0-40 years
Plant and machinery	7-14 years
Fixtures and fittings, tools and equipment	7-14 years

Land is not amortised.

The useful life and residual value are reassessed annually. Changes are treated as accounting estimates, and the effect on depreciation is recognised prospectively.

Fixed assets under construction are recognised and measured at cost at the balance sheet date. Upon entry into service, the cost is transferred to the relevant group of property, plant and equipment.

Gains and losses on the disposal of property, plant and equipment are stated as the difference between the selling price less selling costs and the carrying amount at the date of disposal. Gains and losses are recognised in the income statement as other operating income or other operating costs, respectively.

Impairment of fixed assets

The carrying amount of fixed assets is subject to an annual test for indications of impairment other than the decrease in value reflected by depreciation or amortisation.

Impairment tests are conducted of individual assets or groups of assets when there is an indication that they may be impaired. Write-down is made to the recoverable amount if this is lower than the carrying amount.

Unilever Produktion ApS

Financial statements 1 January - 31 December

Accounting Policies

Receivables

Receivables are measured at amortised cost which usually corresponds to the nominal value. The value is reduced by write-downs for expected bad debts. Write-downs are calculated on the basis of an individual assessment of the individual receivables and for trade receivables, as well as a general write-down based on the company's previous years experience.

Prepayments

Prepayments comprise prepayments of costs incurred relating to subsequent financial years.

Equity

Proposed dividend for the year is recognised as a separate item in equity.

Deferred tax

Deferred tax and the associated adjustments for the year are determined according to the balance-sheet liability method as the tax base of all temporary differences between carrying amounts and the tax bases of assets and liabilities.

Deferred tax is measured on the basis of the tax rules and tax rates that will be effective under the legislation applicable at the balance sheet date when the deferred tax is expected to crystallise as current tax.

Current tax liabilities

Current tax liabilities are recognised in the Balance Sheet as calculated tax on the expected taxable income for the year, adjusted for tax on taxable income for previous years as well as for tax prepaid.

Liabilities

Liabilities are measured at amortised cost which usually corresponds to the nominal value.

Contractual obligations

The Company hasn't entered into financial leases. Thus, leases are considered operating leases. Payments relating to operating leases and other leases are recognised in the income statement over the term of the lease. The Company's total obligation relating to operating leases and other leases is disclosed as contractual obligations and contingencies, etc.

Translation policies

Transactions in foreign currencies are translated into DKK at the exchange rate prevailing at the date of transaction. Monetary assets and liabilities in foreign currencies are translated into DKK based on the exchange rates prevailing at the balance sheet day. Realised and unrealised foreign exchange gains and losses are included in the Income Statement under Financial Income and Expenses.

Unilever Produktion ApS

Financial statements 1 January - 31 December

Accounting Policies

Explanation of financial ratios

Gross profit-margin (%)	=	$\frac{\text{Gross result X 100}}{\text{Revenue}}$
Profit margin	=	$\frac{\text{Operating profit (EBIT) X 100}}{\text{Revenue}}$
Return on equity (%)	=	$\frac{\text{Profit/loss for the year}}{\text{Avg. equity}}$
Return on capital employed (%)	=	$\frac{(\text{Operating profit} + \text{Financial income}) \text{ X 100}}{\text{Avg. assets}}$
Solvence ratio (%)	=	$\frac{\text{Total equity X 100}}{\text{Total assets}}$