

# Riwal Danmark A/S


P.L. Brandts Allé 1, 5220 Odense SØ

CVR no. 30 60 94 92

## Annual report 2021

Approved at the Company's annual general meeting on 31 May 2022

Chair of the meeting

A handwritten signature in blue ink, consisting of several overlapping loops and strokes, positioned to the left of the text 'Chair of the meeting'.

.....  
Søren Rosenkrands

## Contents

Statement by the Board of Directors and the Executive Board	2
Independent auditor's report	3
Management's review	5
Financial statements 1 January - 31 December	8
Income statement	8
Balance sheet	9
Statement of changes in equity	11
Notes to the financial statements	12

## Statement by the Board of Directors and the Executive Board

Today, the Board of Directors and the Executive Board have discussed and approved the annual report of Riwal Danmark A/S for the financial year 1 January - 31 December 2021.

The annual report is prepared in accordance with the Danish Financial Statements Act.

In our opinion, the financial statements give a true and fair view of the financial position of the Company at 31 December 2021 and of the results of the Company's operations for the financial year 1 January - 31 December 2021.

Further, in our opinion, the Management's review gives a fair review of the development in the Company's operations and financial matters and the results of the Company's operations and financial position.

We recommend that the annual report be approved at the annual general meeting.

Odense, 31 May 2022

Executive Board:




Claus Juel Kromann




Per Andersen

Board of Directors:



Søren Rosenkrands  
Chair



Elisabeth Rozetta Desiree  
Meijer



Rene Timmers



Pedro Vincent Torres  
Michelena



Claus Juel Kromann

## Independent auditor's report

To the shareholder of Rival Danmark A/S

### Opinion

We have audited the financial statements of Rival Danmark A/S for the financial year 1 January - 31 December 2021, which comprise income statement, balance sheet, statement of changes in equity and notes, including accounting policies. The financial statements are prepared in accordance with the Danish Financial Statements Act.

In our opinion, the financial statements give a true and fair view of the financial position of the Company at 31 December 2021 and of the results of the Company's operations for the financial year 1 January - 31 December 2021 in accordance with the Danish Financial Statements Act.

### Basis for opinion

We conducted our audit in accordance with International Standards on Auditing (ISAs) and the additional requirements applicable in Denmark. Our responsibilities under those standards and requirements are further described in the "Auditor's responsibilities for the audit of the financial statements" section of our report. We believe that the audit evidence we have obtained is sufficient and appropriate to provide a basis for our opinion.

### Independence

We are independent of the Company in accordance with the International Ethics Standards Board for Accountants' Code of Ethics for Professional Accountants (IESBA Code) and the additional ethical requirements applicable in Denmark, and we have fulfilled our other ethical responsibilities in accordance with these requirements and the IESBA Code.

### Management's responsibilities for the financial statements

Management is responsible for the preparation of financial statements that give a true and fair view in accordance with the Danish Financial Statements Act and for such internal control as Management determines is necessary to enable the preparation of financial statements that are free from material misstatement, whether due to fraud or error.

In preparing the financial statements, Management is responsible for assessing the Company's ability to continue as a going concern, disclosing, as applicable, matters related to going concern and using the going concern basis of accounting in preparing the financial statements unless Management either intends to liquidate the Company or to cease operations, or has no realistic alternative but to do so.

### Auditor's responsibilities for the audit of the financial statements

Our objectives are to obtain reasonable assurance as to whether the financial statements as a whole are free from material misstatement, whether due to fraud or error and to issue an auditor's report that includes our opinion. Reasonable assurance is a high level of assurance, but is not a guarantee that an audit conducted in accordance with ISAs and the additional requirements applicable in Denmark will always detect a material misstatement when it exists. Misstatements can arise from fraud or error and are considered material if, individually or in the aggregate, they could reasonably be expected to influence the economic decisions of users taken on the basis of the financial statements.

As part of an audit conducted in accordance with ISAs and the additional requirements applicable in Denmark, we exercise professional judgement and maintain professional scepticism throughout the audit. We also:

- ▶ Identify and assess the risks of material misstatement of the financial statements, whether due to fraud or error, design and perform audit procedures responsive to those risks and obtain audit evidence that is sufficient and appropriate to provide a basis for our opinion. The risk of not detecting a material misstatement resulting from fraud is higher than for one resulting from error as fraud may involve collusion, forgery, intentional omissions, misrepresentations or the override of internal control.
- ▶ Obtain an understanding of internal control relevant to the audit in order to design audit procedures that are appropriate in the circumstances, but not for the purpose of expressing an opinion on the effectiveness of the Company's internal control.

## Independent auditor's report

- ▶ Evaluate the appropriateness of accounting policies used and the reasonableness of accounting estimates and related disclosures made by Management.
- ▶ Conclude on the appropriateness of Management's use of the going concern basis of accounting in preparing the financial statements and, based on the audit evidence obtained, whether a material uncertainty exists related to events or conditions that may cast significant doubt on the Company's ability to continue as a going concern. If we conclude that a material uncertainty exists, we are required to draw attention in our auditor's report to the related disclosures in the financial statements or, if such disclosures are inadequate, to modify our opinion. Our conclusions are based on the audit evidence obtained up to the date of our auditor's report. However, future events or conditions may cause the Company to cease to continue as a going concern.
- ▶ Evaluate the overall presentation, structure and contents of the financial statements, including the note disclosures, and whether the financial statements represent the underlying transactions and events in a manner that gives a true and fair view.

We communicate with those charged with governance regarding, among other matters, the planned scope and timing of the audit and significant audit findings, including any significant deficiencies in internal control that we identify during our audit.

### Statement on the Management's review

Management is responsible for the Management's review.


Our opinion on the financial statements does not cover the Management's review, and we do not express any form of assurance conclusion thereon.

In connection with our audit of the financial statements, our responsibility is to read the Management's review and, in doing so, consider whether the Management's review is materially inconsistent with the financial statements or our knowledge obtained during the audit, or otherwise appears to be materially misstated.

Moreover, it is our responsibility to consider whether the Management's review provides the information required under the Danish Financial Statements Act.

Based on the work we have performed, we conclude that the Management's review is in accordance with the financial statements and has been prepared in accordance with the requirements of the Danish Financial Statement Act. We did not identify any material misstatement of the Management's review.

Odense, 31 May 2022  
EY Godkendt Revisionspartnerselskab  
CVR no. 30 70 02 28

  
Brian Skovhus Jakobsen  
State Authorised Public Accountant  
mne27701

## Management's review

### Company details

Name	Riwal Danmark A/S
Address, Postal code, City	P.L. Brandts Allé 1, 5220 Odense SØ
CVR no.	30 60 94 92
Established	6 June 2007
Registered office	Odense Kommune
Financial year	1 January - 31 December
Board of Directors	Søren Rosenkrands, Chair Elisabeth Rozetta Desiree Meijer Rene Timmers Pedro Vincent Torres Michelena Claus Juel Kromann
Executive Board	Claus Juel Kromann Per Andersen
Auditors	EY Godkendt Revisionspartnerselskab Cortex Park Vest 3, 5230 Odense M, Denmark

---

## Management's review

### Financial highlights

DKK'000	2021	2020	2019	2018	2017
<b>Key figures</b>					
Gross profit	106,711	106,777	110,597	120,924	120,304
Operating profit/loss	10,174	16,682	22,109	36,722	36,496
Net financials	-237	-172	-29	2,360	2,449
Profit for the year	13,018	16,757	16,990	30,310	30,262
<b>Total assets</b>					
Investments in property, plant and equipment	3,271	6,585	5,675	6,897	5,786
Equity	68,035	55,016	79,260	143,456	187,651
<b>Financial ratios</b>					
Return on assets	8.8%	14.0%	13.7%	16.8%	15.7%
Current ratio	208.0%	169.0%	251.9%	396.9%	530.0%
Equity ratio	56.7%	49.6%	62.4%	73.1%	78.0%
Return on equity	21.2%	25.0%	15.3%	18.3%	17.5%
<b>Average number of full-time employees</b>					
	144	139	141	128	117

For terms and definitions, please see the accounting policies.

## Management's review

### Business review

Riwal Danmark A/S is Denmark's largest specialist in aerial working platforms. The Company was established in the spring of 2001 and is part of the Riwal Group, which has subsidiaries in 16 countries, and a lift fleet of more than 19,000 units. With the Nordic headquarter located in Odense and branch offices in Aarhus, Aalborg, Glostrup and Copenhagen, Riwal Danmark A/S employs approximately 140 people. We also through sister companies in Sweden and Norway have branches in Stockholm area, Malmö, and in Oslo.

Our strategy is to provide the best customer experience through our committed employees and professional fleet. We will do everything we can to ensure that the customers' experience with equipment from Riwal will proceed as smoothly as possible so our customers' work runs efficiently and promptly.

Riwal's rental fleet has the largest and newest range of lifts and telehandlers in recognised brands and the average age is low. When requested, a nationwide network of mechanics will respond quickly and with our own trucks we ensure precise and correct delivery.

We offer our customers the highest degree of safety on every rental or every sale. Whenever and wherever we see an opportunity to improve safety and eliminate potentially unsafe behavior, we act proactively to create the safest possible environment for our staff and customers. As part of this Riwal Danmark A/S also offers certified safety training programs for aerial platform operators (IPAF).

Riwal Danmark A/S is DRA certified, a quality scheme under Dansk Byggeri, which documents high safety and quality. By end of 2017 and early 2018 Riwal Danmark A/S was also certified to ISO 9001, ISO 14001 and the OHSAS 18001 standards.

### Financial review

In 2021, Riwal Danmark A/S realised a profit for the year of DKK 13 million, which is in line with last year and our expectations, despite COVID-19 and lock down restrictions.

The price-competition in the market led to a lower revenue earned even the utilization of our fleet is slightly better compared to last year, and profitability is based on a strict focus on cost savings as well as reduced travel costs during the lock down periods.

Further we have continued the focus on digitalization and optimizing the workflow following the Riwal strategy to be able to deliver a high customer service and experience.

The profit of DKK 13 million has been transferred to equity, which by 31 December 2021 amounted to DKK 68 million with a planned distribution of dividend DKK 13.0 million (2020: DKK 0) equivalent to a solvency ratio of 58 % (2020: 50 %)

### Financial risks and use of financial instruments

Riwal Danmark A/S' strategy is i.a. based on providing our customers with the highest degree of safety in connection with rental or sale. Moreover, in Riwal we are working with risks and safety within our impact on the external environment. We consider our largest external impact on the environment to be fuel consumption relating to our nationwide transportation of the rental fleet. Moreover, oil spill from repair and service of the fleet and from any breakdowns.

To manage the environmental circumstances, the ISO and DRA quality schemes are used.

### Events after the balance sheet date

No events materially affecting the Company's financial position have occurred subsequent to the financial year-end 2021.

### Outlook

Expectations for next year are positive. We expect a profit around the same level as of 2021.



## Financial statements 1 January - 31 December

### Income statement

Note	DKK	2021	2020
	Gross profit	106,711,105	106,776,660
2	Staff costs	-83,985,369	-77,940,969
3	Depreciation of property, plant and equipment	-5,776,321	-7,051,007
	Profit before net financials	16,949,415	21,784,684
4	Financial income	1,123,861	4,297,321
5	Financial expenses	-1,360,488	-4,469,546
	Profit before tax	16,712,788	21,612,459
6	Tax for the year	-3,694,654	-4,855,847
	Profit for the year	<u>13,018,134</u>	<u>16,756,612</u>

## Financial statements 1 January - 31 December

### Balance sheet

Note	DKK	<u>2021</u>	<u>2020</u>
	ASSETS		
	Fixed assets		
7	Property, plant and equipment	5,949,833	8,788,098
	Plant and machinery	10,151,381	12,722,808
	Fixtures and fittings, other plant and equipment	<u>16,101,214</u>	<u>21,510,906</u>
8	Investments	460,178	380,382
	Other securities and investments	4,946,650	2,933,083
	Deposits, investments	<u>5,406,828</u>	<u>3,313,465</u>
	Total fixed assets	<u>21,508,042</u>	<u>24,824,371</u>
	Non-fixed assets		
	Inventories	7,934,273	7,487,782
	Finished goods and goods for resale	0	3,255,000
	Prepayments for goods	<u>7,934,273</u>	<u>10,742,782</u>
	Receivables	52,813,203	35,849,582
	Trade receivables	30,592,256	19,234,849
	Receivables from group enterprises	4,680,602	5,993,343
9	Prepayments	<u>88,086,061</u>	<u>61,077,774</u>
	Cash	<u>2,561,983</u>	<u>14,280,127</u>
	Total non-fixed assets	<u>98,582,317</u>	<u>86,100,683</u>
	TOTAL ASSETS	<u><u>120,090,359</u></u>	<u><u>110,925,054</u></u>

## Financial statements 1 January - 31 December

### Balance sheet

Note	DKK	2021	2020
	EQUITY AND LIABILITIES		
	Equity		
10	Share capital	3,725,300	3,725,300
	Retained earnings	51,309,265	51,291,131
	Dividend proposed	13,000,000	0
	Total equity	<u>68,034,565</u>	<u>55,016,431</u>
	Provisions		
11	Deferred tax	4,671,554	4,588,828
	Total provisions	<u>4,671,554</u>	<u>4,588,828</u>
	Liabilities other than provisions		
12	Non-current liabilities other than provisions	0	366,229
	Lease liabilities	<u>0</u>	<u>366,229</u>
	Current liabilities other than provisions		
12	Short-term part of long-term liabilities other than provisions	261,229	1,473,177
	Trade payables	10,623,873	11,852,033
	Payables to group enterprises	13,025,595	7,067,255
	Joint taxation contribution payable	3,567,984	6,813,629
	Other payables	19,905,559	23,747,472
	Total liabilities other than provisions	<u>47,384,240</u>	<u>50,953,566</u>
	TOTAL EQUITY AND LIABILITIES	<u>120,090,359</u>	<u>110,925,054</u>

- 1 Accounting policies
- 13 Contractual obligations and contingencies, etc.
- 14 Collateral
- 15 Related parties
- 16 Appropriation of profit

## Financial statements 1 January - 31 December

### Statement of changes in equity

Note	DKK	Share capital	Retained earnings	Dividend proposed	Total
	Equity at 1 January 2020	3,725,300	34,534,519	41,000,000	79,259,819
16	Transfer, see "Appropriation of profit"	0	16,756,612	0	16,756,612
	Dividend distributed	0	0	-41,000,000	-41,000,000
	Equity at 1 January 2021	3,725,300	51,291,131	0	55,016,431
16	Transfer, see "Appropriation of profit"	0	18,134	13,000,000	13,018,134
	Equity at 31 December 2021	3,725,300	51,309,265	13,000,000	68,034,565

## Financial statements 1 January - 31 December

### Notes to the financial statements

#### 1 Accounting policies

The annual report of Riwal Danmark A/S for 2021 has been prepared in accordance with the provisions in the Danish Financial Statements Act applying to medium-sized reporting class C entities.

The accounting policies used in the preparation of the financial statements are consistent with those of last year.

#### Omission of a cash flow statement

With reference to section 86(4) of the Danish Financial Statements Act, no cash flow statement has been prepared. The Company's cash flows are reflected in the consolidated cash flow statement for the higher-ranking parent company Riwal Holding Group B.V.

#### Foreign currency translation

On initial recognition, transactions denominated in foreign currencies are translated at the exchange rate at the transaction date. Foreign exchange differences arising between the exchange rates at the transaction date and the date of payment are recognised in the income statement as financial income or financial expenses.

Receivables and payables and other monetary items denominated in foreign currencies are translated at the exchange rate at the balance sheet date. The difference between the exchange rates at the balance sheet date and the date at which the receivable or payable arose or was recognised in the most recent financial statements is recognised in the income statement as financial income or financial expenses.

#### Income statement

##### Revenue

Income from the sale of goods for resale and finished goods, is recognised in revenue when the most significant rewards and risks have been transferred to the buyer and provided the income can be measured reliably and payment is expected to be received. The date of the transfer of the most significant rewards and risks is based on standardised terms of delivery based on Incoterms® 2010.

Income from the rendering of services is recognised as revenue as the services are rendered. Accordingly, revenue corresponds to the market value of the services rendered during the year (percentage-of-completion method).

Revenue is measured at the fair value of the agreed consideration excluding VAT and taxes charged on behalf of third parties. All discounts and rebates granted are recognised in revenue.

##### Gross profit

The items revenue, change in inventories of finished goods and work in progress, cost of sales, other operating income and external expenses have been aggregated into one item in the income statement called gross margin in accordance with section 32 of the Danish Financial Statements Act.

##### Other operating income

Other operating income comprise items of a secondary nature relative to the Company's core activities, including gains on the sale of fixed assets.

## Financial statements 1 January - 31 December

### Notes to the financial statements

#### 1 Accounting policies (continued)

##### Cost of sales

Cost of sales includes the cost of goods used in generating the year's revenue.

##### Other external expenses

Other external expenses include the year's expenses relating to the Company's core activities, including expenses relating to distribution, sale, advertising, administration, premises, bad debts, payments under operating leases, etc.

##### Staff costs

Staff costs include wages and salaries, including compensated absence and pension to the Company's employees, as well as other social security contributions, etc. The item is net of refunds from public authorities.

##### Depreciation

The item comprises depreciation of property, plant and equipment.

The basis of depreciation, which is calculated as cost less any residual value, is depreciated on a straight line basis over the expected useful life. The expected useful lives of the assets are as follows:

Plant and machinery	3-9 years
Fixtures and fittings, other plant and equipment	3-9 years

##### Financial income and expenses

Financial income and expenses are recognised in the income statement at the amounts that relate to the financial reporting period. The items comprise interest income and expenses, e.g. from group entities and associates, declared dividends from other securities and investments, financial expenses relating to finance leases, realised and unrealised capital gains and losses relating to other securities and investments, exchange gains and losses and amortisation of financial assets and liabilities.

##### Tax

Tax for the year includes current tax on the year's expected taxable income and the year's deferred tax adjustments. The portion of the tax for the year that relates to the profit/loss for the year is recognised in the income statement, whereas the portion that relates to transactions taken to equity is recognised in equity.

The Company and its Danish group entities are jointly taxed. The total Danish income tax charge is allocated between profit/loss-making Danish entities in proportion to their taxable income (full absorption).

Jointly taxed entities entitled to a tax refund are reimbursed by the management company based on the rates applicable to interest allowances, and jointly taxed entities which have paid too little tax pay a surcharge according to the rates applicable to interest surcharges to the management company.

## Financial statements 1 January - 31 December

### Notes to the financial statements

#### 1 Accounting policies (continued)

##### Balance sheet

##### Property, plant and equipment

Items of property, plant and equipment are measured at cost less accumulated depreciation and impairment losses. Cost includes the acquisition price and costs directly related to the acquisition until the time at which the asset is ready for use.

Gains or losses are calculated as the difference between the selling price less selling costs and the carrying amount at the date of disposal. Gains and losses from the disposal of property, plant and equipment are recognised in the income statement as other operating income or other operating expenses.

##### Leases

On initial recognition, leases for assets that transfer substantially all the risks and rewards incident to the ownership to the Company (finance leases) are measured in the balance sheet at the lower of fair value and the present value of the future lease payments. In calculating the net present value, the interest rate implicit in the lease or the incremental borrowing rate is used as the discount factor. Assets held under finance leases are subsequently accounted for in the same way as the Company's other assets.

The capitalised residual lease liability is recognised in the balance sheet as a liability, and the interest element of the lease payment is recognised in the income statement over the term of the lease.

##### Investments

Investments consists of deposits on facilities and investments valued at cost.

---

##### Impairment of fixed assets

The carrying amount of property and plant and equipment is assessed for impairment on an annual basis.

Impairment tests are conducted on assets or groups of assets when there is evidence of impairment. The carrying amount of impaired assets is reduced to the higher of the net selling price and the value in use (recoverable amount).

The recoverable amount is the higher of the net selling price of an asset and its value in use. The value in use is calculated as the present value of the expected net cash flows from the use of the asset or the group of assets and the expected net cash flows from the disposal of the asset or the group of assets after the end of the useful life.

Previously recognised impairment losses are reversed when the reason for recognition no longer exists. Impairment losses on goodwill are not reversed.

##### Inventories

Inventories are measured at cost in accordance with the FIFO method. Where the net realisable value is lower than cost, inventories are written down to this lower value. The net realisable value of inventories is calculated as the sales amount less costs of completion and expenses required to effect the sale and is determined taking into account marketability, obsolescence and development in the expected selling price.

## Financial statements 1 January - 31 December

### Notes to the financial statements

#### 1 Accounting policies (continued)

##### Receivables

Receivables are measured at amortised cost.

An impairment loss is recognised if there is objective evidence that a receivable or a group of receivables is impaired. If there is objective evidence that an individual receivable has been impaired, an impairment loss is recognised on an individual basis.

Receivables in respect of which there is no objective evidence of individual impairment are tested for objective evidence of impairment on a portfolio basis. The portfolios are primarily based on the debtors' domicile and credit ratings in line with the Company's risk management policy. The objective evidence applied to portfolios is determined based on historical loss experience.

Impairment losses are calculated as the difference between the carrying amount of the receivables and the present value of the expected cash flows, including the realisable value of any collateral received. The effective interest rate for the individual receivable or portfolio is used as discount rate.

##### Prepayments

Prepayments recognised under "Assets" comprise prepaid expenses regarding subsequent financial reporting years.

##### Cash

Cash comprise cash and short term securities which are readily convertible into cash and subject only to minor risks of changes in value.

##### Equity

---

##### *Proposed dividends*

Dividend proposed for the year is recognised as a liability once adopted at the annual general meeting (declaration date). Dividends expected to be distributed for the financial year are presented as a separate item under "Equity".

##### Income taxes

Current tax payables and receivables are recognised in the balance sheet as the estimated income tax charge for the year, adjusted for prior-year taxes and tax paid on account.

Deferred tax is measured according to the liability method on all temporary differences between the carrying amount and the tax base of assets and liabilities. However, deferred tax is not recognised on temporary differences relating to goodwill which is not deductible for tax purposes and on office premises and other items where temporary differences, apart from business combinations, arise at the date of acquisition without affecting either profit/loss for the year or taxable income. Where alternative tax rules can be applied to determine the tax base, deferred tax is measured based on Management's intended use of the asset or settlement of the liability, respectively.

Deferred tax is measured according to the tax rules and at the tax rates applicable at the balance sheet date when the deferred tax is expected to crystallise as current tax. Deferred tax assets are recognised at the expected value of their utilisation; either as a set-off against tax on future income or as a set-off against deferred tax liabilities in the same legal tax entity. Changes in deferred tax due to changes in the tax rate are recognised in the income statement.



## Financial statements 1 January - 31 December

### Notes to the financial statements

#### 1 Accounting policies (continued)

##### Liabilities

Financial liabilities are recognised at the date of borrowing at the net proceeds received less transaction costs paid. On subsequent recognition, financial liabilities are measured at amortised cost, corresponding to the capitalised value, using the effective interest rate. Accordingly, the difference between the proceeds and the nominal value is recognised in the income statement over the term of the loan. Financial liabilities also include the capitalised residual lease liability in respect of finance leases.

Other liabilities are measured at net realisable value.

##### Lease liabilities

Lease liabilities are measured at the net present value of the remaining lease payments including any guaranteed residual value based on the interest rate implicit in the lease.

##### Financial ratios

The financial ratios stated under "Financial highlights" have been calculated as follows:

Operating profit/loss	Profit/loss before financial items adjusted for other operating income and other operating expenses
Return on assets	$\frac{\text{Profit/loss from operating activities} \times 100}{\text{Average assets}}$
Current ratio	$\frac{\text{Current assets} \times 100}{\text{Current liabilities}}$
Equity ratio	$\frac{\text{Equity, year-end} \times 100}{\text{Total equity and liabilities, year-end}}$
Return on equity	$\frac{\text{Profit/loss after tax} \times 100}{\text{Average equity}}$

## Financial statements 1 January - 31 December

### Notes to the financial statements

DKK		2021	2020
2	Staff costs		
	Wages/salaries	72,006,060	68,571,482
	Pensions	6,369,218	5,309,863
	Other social security costs	1,211,700	1,259,593
	Other staff costs	4,398,391	2,800,031
		<u>83,985,369</u>	<u>77,940,969</u>
	Average number of full-time employees	<u>144</u>	<u>139</u>
By reference to section 98b(3), (ii), of the Danish Financial Statements Act, remuneration to Management is not disclosed.			
3	Depreciation of property, plant and equipment		
	Depreciation of property, plant and equipment	5,776,321	7,051,007
		<u>5,776,321</u>	<u>7,051,007</u>
4	Financial income		
	Interest receivable, group entities	153,000	578,722
	Other financial income	970,861	3,718,599
		<u>1,123,861</u>	<u>4,297,321</u>
5	Financial expenses		
	Other financial expenses	1,360,488	4,469,546
		<u>1,360,488</u>	<u>4,469,546</u>
6	Tax for the year		
	Estimated tax charge for the year	3,591,981	6,836,214
	Deferred tax adjustments in the year	82,726	-2,025,818
	Tax adjustments, prior years	19,947	45,451
		<u>3,694,654</u>	<u>4,855,847</u>

## Financial statements 1 January - 31 December

### Notes to the financial statements

#### 7 Property, plant and equipment

DKK	Plant and machinery	Fixtures and fittings, other plant and equipment	Total
Cost at 1 January 2021	61,888,495	50,948,589	112,837,084
Additions	838,106	2,433,163	3,271,269
Disposals	-24,043,483	-7,100,867	-31,144,350
Cost at 31 December 2021	38,683,118	46,280,885	84,964,003
Impairment losses and depreciation at 1 January 2021	53,100,397	38,225,781	91,326,178
Depreciation	1,243,466	4,532,855	5,776,321
Reversal of accumulated depreciation and impairment of assets disposed	-21,610,578	-6,629,132	-28,239,710
Impairment losses and depreciation at 31 December 2021	32,733,285	36,129,504	68,862,789
Carrying amount at 31 December 2021	5,949,833	10,151,381	16,101,214
Property, plant and equipment include finance leases with a carrying amount totalling	0	151,358	151,358

#### 8 Investments

DKK	Other securities and investments	Deposits, investments	Total
Cost at 1 January 2021	380,382	2,933,083	3,313,465
Additions	79,796	2,013,567	2,093,363
Cost at 31 December 2021	460,178	4,946,650	5,406,828
Value adjustments at 1 January 2021	0	0	0
Value adjustments at 31 December 2021	0	0	0
Carrying amount at 31 December 2021	460,178	4,946,650	5,406,828

#### 9 Prepayments

Prepayments include accrual of expenses relating to subsequent financial years, including rent, lease payments, sponsorships and other external expenses.

## Financial statements 1 January - 31 December

### Notes to the financial statements

DKK	2021	2020
10 Share capital		
Analysis of the share capital:		
500,000 shares of DKK 7.4506 nominal value each	3,725,300	3,725,300
	3,725,300	3,725,300

The Company was formed with a share capital of € 500 thousand allocated on shares of € 1 each.

The Company's share capital has remained DKK 3,725,300 over the past 5 years.

11 Deferred tax		
Deferred tax at 1 January	4,588,828	6,633,694
Change in deferred tax	82,726	-2,044,866
Deferred tax at 31 December	4,671,554	4,588,828
Deferred tax relates to:		
Property, plant and equipment	4,411,407	4,757,491
Receivables	317,617	236,008
Liabilities	-57,470	-404,671
	4,671,554	4,588,828

### 12 Non-current liabilities other than provisions

DKK	Total debt at 31/12 2021	Repayment, next year	Long-term portion	Outstanding debt after 5 years
Lease liabilities	261,229	261,229	0	0
	261,229	261,229	0	0

### 13 Contractual obligations and contingencies, etc.

#### Other contingent liabilities

The Company is jointly taxed with its parent, Riwal Scandinavia Holding A/S, which acts as management company, and is jointly and severally liable with other jointly taxed group entities for payment of income taxes for the income year 2013 onwards as well as withholding taxes on interest, royalties and dividends falling due for payment on or after 1 July 2012.

## Financial statements 1 January - 31 December

### Notes to the financial statements

#### 13 Contractual obligations and contingencies, etc. (continued)

##### Other financial obligations

The company is obligated to rent liabilities totalling t.DKK 117.281 at 31 december 2021.

The liability compose of:

T.DKK 52.128 with a remaining contract period of 10 years which is subject to annual indexation in accordance with Dutch CPI.

T.DKK 65.153 in interminable rent agreements with remaining contract terms of 11 years.

Furthermore, the Company has liabilities under operating leases for cars and IT equipment, totalling t.DKK 6,345 with remaining contract terms of 7 years.

#### 14 Collateral

The company has mortgage deeds registered amounting to t.DKK 10,000. The deeds are not held as security for any engagements as of 31 December 2021.

#### 15 Related parties

Riwal Danmark A/S' related parties comprise the following:

##### Parties exercising control

<u>Related party</u>	<u>Domicile</u>	<u>Basis for control</u>
Riwal Scandinavia Holding A/S	Odense	Participating interest

##### Information about consolidated financial statements

<u>Parent</u>	<u>Domicile</u>	<u>Requisitioning of the parent company's consolidated financial statements</u>
Riwal Holding Group B.V.	Dordrecht, Netherlands	Wilgenbos 2, 3311 JX Dordrecht, Netherlands

##### Related party transactions

The Company solely discloses related party transactions that have not been carried out on an arm's length basis, cf. section 98c(7) of the Danish Financial Statements Act.

All transactions have been carried out on an arm's length basis.

DKK	<u>2021</u>	<u>2020</u>
16 Appropriation of profit		
Recommended appropriation of profit		
Proposed dividend recognised under equity	13,000,000	0
Retained earnings	18,134	16,756,612
	<u>13,018,134</u>	<u>16,756,612</u>