

Ingleby Denmark 2 A/S


Slotsgade 1A, 4600 Køge

CVR no. 30 60 00 45

Annual report 2021/22

Approved at the Company's annual general meeting on 10 November 2022

Chairman:


.....
Johannes Burger

Contents

Statement by Management on the annual report	2
Independent auditor's report	3
Management's review	5
Financial statements 1 July 2021 – 30 June 2022	8
Income statement	8
Balance sheet	9
Statement of changes in equity	11
Notes	12

Statement by Management on the annual report

The Board of Directors and the Executive Board have discussed and approved the annual report of Ingleby Denmark 2 A/S for the financial year 1 July 2021 - 30 June 2022.

The annual report has been prepared in accordance with the Danish Financial Statements Act.

In our opinion, the financial statements give a true and fair view of the financial position of the Company at 30 June 2022 and of the results of the Company's operations for the financial year 1 July 2021 - 30 June 2022.

Further, in our opinion, the Management's review gives a fair review of the matters discussed in the Management's review.


We recommend that the annual report be approved at the annual general meeting.

Køge, 10 November 2022
Executive Board:



Andrei Pavel

Board of Directors:



Johannes Burger
Chairman



Andrei Pavel



Karina Nyvang Ritter

Independent auditor's report

To the shareholders of Ingleby Denmark 2 A/S

Opinion

We have audited the financial statements of Ingleby Denmark 2 A/S for the financial year 1 July 2021 – 30 June 2022, which comprise income statement, balance sheet, statement of changes in equity and notes, including accounting policies. The financial statements are prepared in accordance with the Danish Financial Statements Act.

In our opinion, the financial statements give a true and fair view of the financial position of the Company at 30 June 2022 and of the results of the Company's operations for the financial year 1 July 2021 – 30 June 2022 in accordance with the Danish Financial Statements Act.

Basis for opinion

We conducted our audit in accordance with International Standards on Auditing (ISAs) and additional requirements applicable in Denmark. Our responsibilities under those standards and requirements are further described in the "Auditor's responsibilities for the audit of the financial statements" section of our report. We believe that the audit evidence we have obtained is sufficient and appropriate to provide a basis for our opinion.

Independence

We are independent of the Company in accordance with the International Ethics Standards Board for Accountants' Code of Ethics for Professional Accountants (IESBA Code) and additional requirements applicable in Denmark, and we have fulfilled our other ethical responsibilities in accordance with these rules and requirements.

Management's responsibilities for the financial statements

Management is responsible for the preparation of financial statements that give a true and fair view in accordance with the Danish Financial Statements Act and for such internal control as Management determines is necessary to enable the preparation of financial statements that are free from material misstatement, whether due to fraud or error.

In preparing the financial statements, Management is responsible for assessing the Company's ability to continue as a going concern, disclosing, as applicable, matters related to going concern and using the going concern basis of accounting in preparing the financial statements unless Management either intends to liquidate the Company or to cease operations, or has no realistic alternative but to do so.

Auditor's responsibilities for the audit of the financial statements

Our objectives are to obtain reasonable assurance as to whether the financial statements as a whole are free from material misstatement, whether due to fraud or error, and to issue an auditor's report that includes our opinion. Reasonable assurance is a high level of assurance, but is not a guarantee that an audit conducted in accordance with ISAs and additional requirements applicable in Denmark will always detect a material misstatement when it exists. Misstatements can arise from fraud or error and are considered material if, individually or in the aggregate, they could reasonably be expected to influence the economic decisions of users taken on the basis of the financial statements.

As part of an audit conducted in accordance with ISAs and additional requirements applicable in Denmark, we exercise professional judgement and maintain professional scepticism throughout the audit. We also:

- Identify and assess the risks of material misstatement of the financial statements, whether due to fraud or error, design and perform audit procedures responsive to those risks and obtain audit evidence that is sufficient and appropriate to provide a basis for our opinion. The risk of not detecting a material misstatement resulting from fraud is higher than for one resulting from error, as fraud may involve collusion, forgery, intentional omissions, misrepresentations or the override of internal control.

Independent auditor's report

- ▶ Obtain an understanding of internal control relevant to the audit in order to design audit procedures that are appropriate in the circumstances, but not for the purpose of expressing an opinion on the effectiveness of the Company's internal control.
- ▶ Evaluate the appropriateness of accounting policies used and the reasonableness of accounting estimates and related disclosures made by Management.
- ▶ Conclude on the appropriateness of Management's use of the going concern basis of accounting in preparing the financial statements and, based on the audit evidence obtained, whether a material uncertainty exists related to events or conditions that may cast significant doubt on the Company's ability to continue as a going concern. If we conclude that a material uncertainty exists, we are required to draw attention in our auditor's report to the related disclosures in the financial statements or, if such disclosures are inadequate, to modify our opinion. Our conclusions are based on the audit evidence obtained up to the date of our auditor's report. However, future events or conditions may cause the Company to cease to continue as a going concern.
- ▶ Evaluate the overall presentation, structure and contents of the financial statements, including the note disclosures, and whether the financial statements represent the underlying transactions and events in a manner that gives a true and fair view.

We communicate with those charged with governance regarding, among other matters, the planned scope and timing of the audit and significant audit findings, including any significant deficiencies in internal control that we identify during our audit.

Statement on the Management's review

Management is responsible for the Management's review.


Our opinion on the financial statements does not cover the Management's review, and we do not express any form of assurance conclusion thereon.

In connection with our audit of the financial statements, our responsibility is to read the Management's review and, in doing so, consider whether the Management's review is materially inconsistent with the financial statements or our knowledge obtained during the audit, or otherwise appears to be materially misstated.

Moreover, it is our responsibility to consider whether the Management's review provides the information required under the Danish Financial Statements Act.

Based on the work we have performed, we conclude that the Management's review is in accordance with the financial statements and has been prepared in accordance with the requirements of the Danish Financial Statements Act. We did not identify any material misstatement of the Management's review.

Odense, 10 November 2022
EY Godkendt Revisionspartnerselskab
CVR no. 30 70 02 28



Lars Koch-Pedersen
State Authorised
Public Accountant
mne19682

Management's review

Company details

Ingleby Denmark 2 A/S
Slotsgade 1A
Vallø
4600 Køge

Telephone: +45 55 31 35 60
CVR No.: 30 60 00 45
Established: 1 June 2007
Registered office: Stevns
Financial year: 1 July – 30 June

Board of Directors Dr. Johannes Burger (chairman)
Andrei Pavel
Karina Nyvang Ritter

Executive Board Andrei Pavel

Auditors EY Godkendt Revisionspartnerselskab
Cortex Park Vest 3, DK-5230 Odense

Operating review

Principal activities of the Company

The Company's principal activities consist of being a holding company for investments in agricultural companies including foreign agricultural companies as well as management services to farms and other related activities.

Development in activities and financial position

2021/22 has been a very unusual year, impacted by all sorts of challenges; continued pandemic restrictions, the war in Ukraine, energy crisis, disrupted trade flows, food crisis, frequent extreme weather events, soaring inflation, increased interest rates, water issues – and the list goes on. Although affected by the current state of the world, our farms are in good shape; our diversity and long-term perspective are proving their worth.

Despite the unpredictable global instability, we delivered an operational profit of USD 4.2 million (2020/21: USD -2.8 million).

Main drivers behind this result were the record high commodity and livestock prices combined with a significant stock of inputs acquired before prices skyrocketed. On the other hand, market oversupply, reduced discretionary consumer income and logistical challenges had a negative impact on our avocado performance.

Our harvest season in Europe was seriously affected by unusual and severe weather conditions; a drought and heatwave during June and July 2021 caused all crops to mature at the same time – and then extreme rain in early August delayed our harvest for weeks. In Romania, several hailstorms in July took a toll on our blueberry orchard. This trend in weather events confirms that water access and drainage are extremely critical, and that regenerative soil management practices are key to resilient farms. Thus, during the year we continued our investments into irrigation in Uruguay and Romania, and our long-term drainage project in Romania is progressing according to plan.

In 2022/23, we will carry on with our ongoing investments in mechanization, automation, irrigation, drainage, storage and handling facilities for grain, seed and fruits, accommodation facilities in Romania and development of our hazelnut orchards in Romania.

As well, taking further steps towards our climate positive goal we plan to increase our renewable electricity capacity via solar panels on our European farms.

Our teams' dedication to regenerative farming is encouraging and we improve the quality of our soil every year. We do this by leaving sufficient crop residues on the ground, using cover crops, tilling as little as possible, striving for living roots throughout the year and by integrating animals for manure application, weed suppression and for stomping plant residues into the soil. These practices increase the quantity of organic carbon returned to the soil, limit erosion, add or fix nitrogen to the soil and increase biodiversity in the fields and in the soil. This rich ecosystem will support a myriad of beneficial organisms that will maintain a balance in our production and prevent pests and weeds from taking over.

Despite all the disruptions around us, we steadily "walk the talk" on each farm, every day. To nurture best practice sharing and crosspollination of ideas across our farms, we launched the Ingleby Pioneers programme. The programme was well received and will ultimately support our journey towards our 2030 commitments.

I look forward to supporting our progress towards our 2030 commitments as well as strengthening our companywide collaboration towards "One Ingleby".

Operating review

Post balance sheet events

There have been no post balance sheet events considerably affecting the evaluation of the annual report.

Expectations

With all challenges impacting the current state of the world, our farms are at 100% capacity, and we budget on 2022/23 financial year for an operating profit of USD 2.2 million.

Financial statements 1 July 2021 – 30 June 2022

Income statement

Note	USD	2021/22	2020/21
	Other external costs	-21,518	-24,251
	Gross profit/loss	-21,518	-24,251
	Share of profit/loss in subsidiaries after tax	4,700,632	-3,113,476
3	Financial income	208,611	674,415
4	Financial expenses	-684,008	-393,645
	Profit/loss before tax	4,203,717	-2,856,957
5	Tax for the year	-7,280	-2,000
	Profit/loss for the year	<u>4,196,437</u>	<u>-2,858,957</u>
	Recommended appropriation of profit/loss		
	Retained earnings	<u>4,196,437</u>	<u>-2,858,957</u>
		<u>4,196,437</u>	<u>-2,858,957</u>

Financial statements 1 July 2021 – 30 June 2022

Balance sheet

Note	USD	2021/22	2020/21
	ASSETS		
	Non-current assets		
	Financial assets		
6	Investments in subsidiaries	98,035,941	97,095,916
	Total non-current assets	98,035,941	97,095,916
	Current assets		
	Amounts owed by group enterprises	4,078,581	4,597,016
	Joint taxation receivables	0	41
		4,078,581	4,597,057
	Cash	28,513	23,614
	Total current assets	4,107,094	4,620,671
	TOTAL ASSETS	102,143,035	101,716,587

Financial statements 1 July 2021 – 30 June 2022

Balance sheet

Note	USD	2021/22	2020/21
	EQUITY AND LIABILITIES		
	Equity		
7	Share capital	81,713	92,402
	Free reserves incl. Retained earnings	102,033,119	101,586,598
	Total equity	102,114,832	101,679,000
	Current liabilities		
	Amounts owed to group enterprises	12,723	28,171
	Joint taxes payables	7,280	0
	Other payables	8,200	9,416
	Total current liabilities	28,203	37,587
	TOTAL EQUITY AND LIABILITIES	102,143,035	101,716,587

- 1 Accounting policies
- 2 Staff costs
- 8 Contractual liabilities and contingencies, etc.
- 9 Mortgages and security
- 10 Related parties

Financial statements 1 July 2021 – 30 June 2022

Statement of changes in equity

USD	Share capital	Free reserves incl. Retained earnings	Total
Equity at 1 July 2020	87,509	103,381,935	103,469,444
Capital increase	0	0	0
Foreign currency translation adjustments	4,893	1,063,620	1,068,513
Retained earnings, cf. profit appropriation	0	-2,858,957	-2,858,957
Equity at 1 July 2021	92,402	101,586,598	101,679,000
Capital increase	0	0	0
Foreign currency translation adjustments	-10,689	-3,749,916	-3,760,605
Retained earnings, cf. profit appropriation	0	4,196,437	4,196,437
Equity at 30 June 2022	81,713	102,033,119	102,114,832

Financial statements 1 July 2021 – 30 June 2022

Notes

1 Accounting policies

The annual report of Ingleby Denmark 2 A/S for 2021/22 has been prepared in accordance with the provisions in the Danish Financial Statements Act applying to reporting class B entities and elective choice of certain provisions applying to reporting class C entities.

The financial statements have been prepared in accordance with the same accounting policies as last year.

Reporting currency

The financial statements are presented in USD, as the entity' and the Group's most significant transactions are settled in USD. At the balance sheet date, the DKK/USD exchange rate was 7.0735 (2020/2021: 6.2553).

Foreign currency translation

On initial recognition, transactions denominated in foreign currencies are translated at the exchange rates at the transaction date. Foreign exchange differences arising between the exchange rate at the transaction date and the rate at the date of payment are recognised in the income statement as financial income or financial expenses.

Receivables and payables and other monetary items denominated in foreign currencies are translated at closing rates. The difference between the exchange rates at the balance sheet date and the date at which the receivable or payable arose or was recognised in the latest financial statements is recognised in the income statement as financial income or financial expenses.

Non-current assets acquired in foreign currency are measured at the exchange rate at the transaction date.

Income statement

Other external expenses

Other external expenses comprise expenses relating to distribution, sale, advertising, administration, premises, bad debts, etc.

Financial statements 1 July 2021 – 30 June 2022

Notes

1 Accounting policies (continued)

Financial income and expenses

Financial income and expenses comprise interest income and expense, realised and unrealised gains and losses on securities, payables and transactions denominated in foreign currencies, amortisation of financial assets and liabilities as well as surcharges and refunds under the on-account tax scheme, etc.

Tax for the year

The company is covered by the Danish rules on compulsory joint taxation of the Ingleby Group's Danish entities.

Ingleby Farms & Forests ApS is the administrative company for the joint taxation and consequently settles all corporation tax payments with the tax authorities.

The current Danish corporation tax is allocated by settlement of joint taxation contribution between the jointly taxed companies in proportion to their taxable income.

Tax for the year comprises current tax, joint taxation contributions for the year and changes in deferred tax for the year – due to changes in the tax rate. The tax expense relating to the profit/loss for the year is recognised in the income statement, and the tax expense relating to amounts directly recognised in equity is recognised directly in equity.

Balance sheet

Financial assets

Income statement

The proportionate share of the results after tax of the individual subsidiaries is recognised in the income statement and after elimination of the proportionate share of intra-group profits/losses and less amortisation of goodwill.

Balance sheet

Investments in subsidiaries are measured according to the equity method.

Investments in subsidiaries are measured at the proportionate share of the enterprises' net asset values calculated in accordance with the Group's accounting policies minus or plus unrealised intra-group profits and losses and plus or minus any residual value of positive or negative goodwill determined in accordance with the purchase method.

Investments in subsidiaries with negative net asset values are measured at USD 0 (nil), and any amounts owed by such enterprises are written down if the amount owed is irrecoverable. If the parent company has a legal or constructive obligation to cover a deficit that exceeds the amount owed, the remaining amount is recognised under provisions

Net revaluation of investments in subsidiaries is recognised in the reserve for net revaluation according to the equity method in equity to the extent that the carrying amount exceeds cost. Dividends from subsidiaries which are expected to be adopted before the approval of the annual report of Ingleby Denmark 2 A/S are not recognised in the reserve for net revaluation.

Receivables

Receivables are measured at the nominal value less write-down for bad debt losses based on an individual assessment.

Financial statements 1 July 2021 – 30 June 2022

Notes

1 Accounting policies (continued)

Cash

Cash pool arrangements with group entities is, due to the nature of the arrangements, not considered cash, but are included in Amount owed by affiliated companies.

Equity

Reserve for net revaluation to the equity method

Net revaluation of investments in subsidiaries is recognised at cost in the reserve for net revaluation according to the equity method.

The reserve may be eliminated in case of losses, realisation of investments or a change in accounting estimates.

The reserve cannot be recognised at a negative amount.

Dividend

Dividend proposed for the year is recognised as a liability at the date when it is adopted at the annual general meeting (declaration date). Dividend expected to be distributed for the financial year is presented as a separate line item under "Equity".

Income tax and deferred tax

Current tax payable and receivable is recognised in the balance sheet as tax computed on the taxable income for the year, adjusted for tax on the taxable income of prior years and for tax paid on account.

Joint taxation contribution payable and receivable is recognised in the balance sheet as "Corporation tax receivable" or "Corporation tax payable".

Deferred tax is measured using the balance sheet liability method on all temporary differences between the carrying amount and the tax base of assets and liabilities. Where alternative tax rules can be applied to determine the tax base, deferred tax is measured based on the planned use of the asset or settlement of the liability, respectively.

Deferred tax assets, including the tax base of tax loss carry forwards, are recognised at the expected value of their utilisation; either as a set-off against tax on future income or as a set-off against deferred tax liabilities in the same legal tax entity and jurisdiction.

Adjustment is made to deferred tax resulting from elimination of unrealised intra-group profits and losses.

Deferred tax is measured according to the tax rules and at the tax rates applicable in the respective countries at the balance sheet date when the deferred tax is expected to crystallise as current tax.

Liabilities other than provisions

Other liabilities are measured at net realisable value.

Financial statements 1 July 2021 – 30 June 2022

Notes

USD	2021/22	2020/21
2 Staff costs		
The Company has no employees.		
3 Financial income		
Interest income from subsidiaries	56,848	47,747
Foreign exchange adjustments	151,763	626,633
Other interest income	0	35
	<u>208,611</u>	<u>674,415</u>
4 Financial expenses		
Foreign exchange losses	683,668	393,426
Other interest expense	340	219
	<u>648,008</u>	<u>393,645</u>
5 Tax for the year		
Current tax for the year	7,280	2,000
	<u>7,280</u>	<u>2,000</u>

Financial statements 1 July 2021 – 30 June 2022

Notes

USD	2021/22	2020/21
6 Investments in subsidiaries		
Cost at 1 July	127,229,012	127,229,012
Additions during the year	0	0
Cost at 30 June	127,229,012	127,229,012
Value adjustments at 1 July	-30,133,096	-28,088,647
Foreign exchange adjustments	-3,760,607	1,069,027
Profit/Loss for the year	4,700,632	-3,113,476
Value adjustments at 30 June	-29,193,071	-30,133,096
Carrying amount at 30 June	98,035,941	97,095,916

Name	Registered office	Direct ownership	Direct & indirect ownership
Administration Agricola S.A.	Argentina	30 %	30 %
Campo El Tigre S.A.	Argentina	30 %	30 %
Campo D'Oro S.R.L.	Romania	0 %	25 %
Oculul Silvic	Romania	0 %	25 %
Ingleby Romania S.R.L.	Romania	25 %	25 %
Ingleby Peru Holding S.A.C.	Peru	25 %	25 %
Plantaciones del Sol S.A.C.	Peru	0 %	25 %
Ingleby Uruguay SRL	Uruguay	20 %	20 %
ME Holding 1 S.A.	Uruguay	0 %	20 %
Maria Elena Holding 2 S.A.	Uruguay	0 %	20 %
Maria Elena S.R.L.	Uruguay	0 %	20 %
CA3 Holding S.A.	Uruguay	0 %	20 %
CAH 4 S.A.	Uruguay	0 %	20 %
Chamizal S.R.L.	Uruguay	0 %	20 %

Financial statements 1 July 2021 – 30 June 2022

Notes

7 Share capital

The share capital consists of 5,780 shares of nominal DKK 100 each. No shares have been ascribed special rights.

The company's share capital has increased in the following way during the last 5 years:

USD	30 June 2022	30 June 2021	30 June 2020	30 June 2019	30 June 2018
Balance at the beginning of the year	92,402	87,509	88,129	90,260	88,551
Capital increase	0	0	0	152	0
Foreign currency translation adjustment	-10,689	4,893	-620	-2,283	1,709
Balance at the end of the year	81,713	92,402	87,509	88,129	90,260

The share capital is presented in USD at the exchange rate of the balance sheet date for each year.

8 Contractual obligations and contingencies, etc.

Contingent liabilities

The company is jointly taxed with Ingleby Farms & Forests ApS, AKL Holding 2018 ApS and Ingleby Denmark 1 A/S. The companies included in the joint taxation have joint and several unlimited liability for Danish corporation taxes and withholding taxes on dividends, interest and royalties amounting to USD 0.

The company has issued a guarantee in favour of the parent company's bank-credit facility in the amount of USD 168,272 thousand.

9 Mortgages and security

None.

10 Related parties

Ownership

The Company is 100 % owned by Ingleby Farms & Forests ApS, Køge, CVR no. 35 86 80 62

Parties exercising control

Dr. Johannes Burger, Rötibergstrasse 2, CH- 9442 Berneck Switzerland
Dr. Markus Summer, Stelzagass 17, LI - 9487 Gamprin Principality of Liechtenstein
Claudia Suter, Zollikerstrasse 112, 8702 Zollikon Switzerland

The company is recognized in the consolidated financial statement of Ingleby Farms & Forest ApS, which is the largest group in which the Company is included. The consolidated financial statements of Ingleby Farms & Forests ApS (CVR no. 35 86 80 62) may be obtained by contacting the company.