

# Ingleby Denmark 2 A/S



Slotsgade 1A, 4600 Køge

CVR no. 30 60 00 45

## Annual report 2018/19

Approved at the Company's annual general meeting on 21 November 2019

Chairman:

A handwritten signature in black ink, appearing to be 'S. Høj', is written over a horizontal dotted line. The signature is fluid and cursive.

Building a better  
working world



## Contents

Statement by Management on the annual report	2
Independent auditor's report	3
Management's review	5
Financial statements 1 July 2018 - 30 June 2019	7
Income statement	7
Balance sheet	8
Statement of changes in equity	10
Notes	11

## Statement by Management on the annual report

The Board of Directors and the Executive Board have discussed and approved the annual report of Ingleby Denmark 2 A/S for the financial year 1 July 2018 - 30 June 2019.

The annual report has been prepared in accordance with the Danish Financial Statements Act.

In our opinion, the financial statements give a true and fair view of the financial position of the Company at 30 June 2019 and of the results of the Company's operations for the financial year 1 July 2018 - 30 June 2019.


Further, in our opinion, the Management's review gives a fair review of the matters discussed in the Management's review.

We recommend that the annual report be approved at the annual general meeting.

Køge, 21 November 2019  
Executive Board:

  
Hans Henrik Koefoed

Board of Directors:

  
Johannes Burger  
Chairman  
Hans Henrik Koefoed  
Mats Svensson

## Independent auditor's report

To the shareholders of Ingleby Denmark 2 A/S

### Opinion

We have audited the financial statements of Ingleby Denmark 2 A/S for the financial year 1 July 2018 - 30 June 2019, which comprise income statement, balance sheet, statement of changes in equity and notes, including accounting policies. The financial statements are prepared in accordance with the Danish Financial Statements Act.

In our opinion, the financial statements give a true and fair view of the financial position of the Company at 30 June 2019 and of the results of the Company's operations for the financial year 1 July 2018 - 30 June 2019 in accordance with the Danish Financial Statements Act.

### Basis for opinion

We conducted our audit in accordance with International Standards on Auditing (ISAs) and additional requirements applicable in Denmark. Our responsibilities under those standards and requirements are further described in the "Auditor's responsibilities for the audit of the financial statements" section of our report. We believe that the audit evidence we have obtained is sufficient and appropriate to provide a basis for our opinion.

### Independence

We are independent of the Company in accordance with the International Ethics Standards Board for Accountants' Code of Ethics for Professional Accountants (IESBA Code) and additional requirements applicable in Denmark, and we have fulfilled our other ethical responsibilities in accordance with these rules and requirements.

### Management's responsibilities for the financial statements

Management is responsible for the preparation of financial statements that give a true and fair view in accordance with the Danish Financial Statements Act and for such internal control as Management determines is necessary to enable the preparation of financial statements that are free from material misstatement, whether due to fraud or error.

In preparing the financial statements, Management is responsible for assessing the Company's ability to continue as a going concern, disclosing, as applicable, matters related to going concern and using the going concern basis of accounting in preparing the financial statements unless Management either intends to liquidate the Company or to cease operations, or has no realistic alternative but to do so.

### Auditor's responsibilities for the audit of the financial statements

Our objectives are to obtain reasonable assurance as to whether the financial statements as a whole are free from material misstatement, whether due to fraud or error, and to issue an auditor's report that includes our opinion. Reasonable assurance is a high level of assurance, but is not a guarantee that an audit conducted in accordance with ISAs and additional requirements applicable in Denmark will always detect a material misstatement when it exists. Misstatements can arise from fraud or error and are considered material if, individually or in the aggregate, they could reasonably be expected to influence the economic decisions of users taken on the basis of the financial statements.

As part of an audit conducted in accordance with ISAs and additional requirements applicable in Denmark, we exercise professional judgement and maintain professional scepticism throughout the audit. We also:

- Identify and assess the risks of material misstatement of the financial statements, whether due to fraud or error, design and perform audit procedures responsive to those risks and obtain audit evidence that is sufficient and appropriate to provide a basis for our opinion. The risk of not detecting a material misstatement resulting from fraud is higher than for one resulting from error, as fraud may involve collusion, forgery, intentional omissions, misrepresentations or the override of internal control.

## Independent auditor's report

- ▶ Obtain an understanding of internal control relevant to the audit in order to design audit procedures that are appropriate in the circumstances, but not for the purpose of expressing an opinion on the effectiveness of the Company's internal control.
- ▶ Evaluate the appropriateness of accounting policies used and the reasonableness of accounting estimates and related disclosures made by Management.
- ▶ Conclude on the appropriateness of Management's use of the going concern basis of accounting in preparing the financial statements and, based on the audit evidence obtained, whether a material uncertainty exists related to events or conditions that may cast significant doubt on the Company's ability to continue as a going concern. If we conclude that a material uncertainty exists, we are required to draw attention in our auditor's report to the related disclosures in the financial statements or, if such disclosures are inadequate, to modify our opinion. Our conclusions are based on the audit evidence obtained up to the date of our auditor's report. However, future events or conditions may cause the Company to cease to continue as a going concern.
- ▶ Evaluate the overall presentation, structure and contents of the financial statements, including the note disclosures, and whether the financial statements represent the underlying transactions and events in a manner that gives a true and fair view.

We communicate with those charged with governance regarding, among other matters, the planned scope and timing of the audit and significant audit findings, including any significant deficiencies in internal control that we identify during our audit.

### Statement on the Management's review

Management is responsible for the Management's review.


Our opinion on the financial statements does not cover the Management's review, and we do not express any form of assurance conclusion thereon.

In connection with our audit of the financial statements, our responsibility is to read the Management's review and, in doing so, consider whether the Management's review is materially inconsistent with the financial statements or our knowledge obtained during the audit, or otherwise appears to be materially misstated.

Moreover, it is our responsibility to consider whether the Management's review provides the information required under the Danish Financial Statements Act.

Based on the work we have performed, we conclude that the Management's review is in accordance with the financial statements and has been prepared in accordance with the requirements of the Danish Financial Statements Act. We did not identify any material misstatement of the Management's review.

Odense, 21 November 2019  
ERNST & YOUNG  
Godkendt Revisionspartnerselskab  
CVR no. 30 70 02 28



Lars Koch-Pedersen  
State Authorised  
Public Accountant  
MNE no.: mne19682



## **Management's review**

### **Company details**

Ingleby Denmark 2 A/S  
Slotsgade 1A  
Vallø  
4600 Køge

Telephone:	+45 55 31 35 60
CVR No.:	30 60 00 45
Established:	15 November 2004
Registered office:	Stevns
Financial year:	1 July - 30 June

### **Board of Directors**

Dr. Johannes Burger (chairman)  
Hans Henrik Koefoed  
Mats Svensson

### **Executive Board**

Hans Henrik Koefoed

### **Auditors**

Ernst & Young Godkendt Revisionspartnerselskab  
Englandsgade 25, DK-5000 Odense C



## Operating review

### Principal activities of the Company

The Company's principal activities consist of being a holding company for investments in agricultural companies including foreign agricultural companies and sale of management services to agricultural companies and other related business.

### Development in activities and financial position

2018/19 has been a fair operational year and our financial result is satisfactory.

Last year's drought in Europe (the worst in 50 years), which affected our farms in Latvia, Lithuania and Romania, has shown the importance and value of our diversification. With more than 30 different crops grown in 9 countries on 4 continents, Ingleby has a resilience towards the increasing effects of climate change, especially regional droughts and floods.

In November 2018, we set a goal of becoming synthetic-pesticide free by 2030. This might seem ambitious, but we believe it will become a minimum requirement to farm sustainably by 2030. Future generations will not accept any risk of harmful pesticide residues in their food. They will want healthy, natural food and we will be ready to supply it.

In 2019/20, we plan on expanding our irrigation in Tasmania and Uruguay. In Romania, we have initiated a large-scale drainage project on all our crop land over the next seven years, which should improve our yields by 20-25%.

We will continue our consolidation and improvements of existing farms with a strong focus on profitable niches, such as seeds, special grains and healthy vegetables, fruits and nuts.

The heart of thriving, sustainable food systems remain our soils, which has had our constant focus since the inception of Ingleby in 1998. Understanding the interconnection between healthy soils, food nutrition and human health will provide us with business opportunities in the future.

### Post balance sheet events

There have been no post balance sheet events considerably affecting the evaluation of the annual report.

### Expectations

Regarding the financial year 2019/20 the Company's management expects a positive result based on the continued development in the farms as well as higher prices on crops.

## Financial statements 1 July 2018 - 30 June 2019

### Income statement

Note	USD	2018/19	2017/18
	Other external costs	-22,047	-24,955
	<b>Gross profit/loss</b>	<b>-22,047</b>	<b>-24,955</b>
	Share of profit/loss in subsidiaries after tax	-4,002,669	-1,264,076
3	Financial income	210,423	580,000
4	Financial expenses	-215,318	-336,014
	<b>Profit/loss before tax</b>	<b>-4,029,611</b>	<b>-1,045,045</b>
5	Tax for the year	-3,704	0
	<b>Profit/loss for the year</b>	<b>-4,033,315</b>	<b>-1,045,045</b>
	<b>Recommended appropriation of profit/loss</b>		
	Retained earnings	-4,033,315	-1,045,045
		<b>-4,033,315</b>	<b>-1,045,045</b>



## Financial statements 1 July 2018 - 30 June 2019

### Balance sheet

Note	USD	2018/19	2017/18
	<b>ASSETS</b>		
	<b>Non-current assets</b>		
	<b>Financial assets</b>		
6	Investments in subsidiaries	103,783,759	109,291,282
	<b>Total non-current assets</b>	<u>103,783,759</u>	<u>109,291,282</u>
	<b>Current assets</b>		
	<b>Receivables</b>		
	Amounts owed by group enterprises	4,393,411	2,915,576
	Corporation tax	53	1,758
	Other receivables	0	5
		<u>4,393,464</u>	<u>2,917,339</u>
	<b>Cash</b>	0	171,526
	<b>Total current assets</b>	<u>4,393,464</u>	<u>3,088,865</u>
	<b>TOTAL ASSETS</b>	<u><u>108,177,223</u></u>	<u><u>112,380,147</u></u>

## Financial statements 1 July 2018 - 30 June 2019

### Balance sheet

Note	USD	2018/19	2017/18
	<b>EQUITY AND LIABILITIES</b>		
	<b>Equity</b>		
7	Share capital	88,129	90,260
	Free reserves incl. Retained earnings	108,063,371	112,267,517
	<b>Total equity</b>	<b>108,151,500</b>	<b>112,357,777</b>
	<b>Current liabilities</b>		
	Amounts owed to group enterprises	15,757	14,080
	Joint taxation contribution payable	1,669	0
	Other payables	8,297	8,290
	<b>Total current liabilities</b>	<b>25,723</b>	<b>22,370</b>
	<b>TOTAL EQUITY AND LIABILITIES</b>	<b>108,177,223</b>	<b>112,380,147</b>

- 1 Accounting policies
- 2 Staff costs
- 8 Contractual liabilities and contingencies, etc.
- 9 Mortgages and security
- 10 Related parties

## Financial statements 1 July 2018 - 30 June 2019

### Statement of changes in equity

USD	Share capital	Free reserves incl. Retained earnings	Total
Equity at 1 July 2017	88,551	113,438,735	113,527,286
Capital increase	0	0	0
Foreign currency translation adjustments	1,709	-126,173	-124,464
Retained earnings, cf. profit appropriation	0	-1,045,045	-1,045,045
Equity at 1 July 2018	90,260	112,267,517	112,357,777
Capital increase	152	679,227	679,379
Foreign currency translation adjustments	-2,283	-850,058	-852,341
Retained earnings, cf. profit appropriation	0	-4,033,315	-4,033,315
<b>Equity at 30 June 2019</b>	<b>88,129</b>	<b>108,063,371</b>	<b>108,151,500</b>

## Financial statements 1 July 2018 - 30 June 2019

### Notes

#### 1 Accounting policies

The annual report of Ingleby Denmark 2 A/S for 2018/19 has been prepared in accordance with the provisions in the Danish Financial Statements Act applying to reporting class B entities and elective choice of certain provisions applying to reporting class C entities.

The financial statements have been prepared in accordance with the same accounting policies as last year.

#### Reporting currency

The financial statements are presented in USD, as the entity's and the Group's most significant transactions are settled in USD. At the balance sheet date, the DKK/USD exchange rate was 6.5585 (2017/2018: 6.3926).

#### Foreign currency translation

On initial recognition, transactions denominated in foreign currencies are translated at the exchange rates at the transaction date. Foreign exchange differences arising between the exchange rate at the transaction date and the rate at the date of payment are recognised in the income statement as financial income or financial expenses.

Receivables and payables and other monetary items denominated in foreign currencies are translated at closing rates. The difference between the exchange rates at the balance sheet date and the date at which the receivable or payable arose or was recognised in the latest financial statements is recognised in the income statement as financial income or financial expenses.

Non-current assets acquired in foreign currency are measured at the exchange rate at the transaction date.

#### Income statement

##### Other external expenses

Other external expenses comprise expenses relating to distribution, sale, advertising, administration, premises, bad debts, etc.

## Financial statements 1 July 2018 - 30 June 2019

### Notes

#### 1 Accounting policies (continued)

##### Financial income and expenses

Financial income and expenses comprise interest income and expense, realised and unrealised gains and losses on securities, payables and transactions denominated in foreign currencies, amortisation of financial assets and liabilities as well as surcharges and refunds under the on-account tax scheme, etc.

##### Tax for the year

The company is covered by the Danish rules on compulsory joint taxation of the Ingleby Group's Danish entities.

Ingleby Farms & Forests ApS is the administrative company for the joint taxation and consequently settles all corporation tax payments with the tax authorities.

The current Danish corporation tax is allocated by settlement of joint taxation contribution between the jointly taxed companies in proportion to their taxable income.

Tax for the year comprises current tax, joint taxation contributions for the year and changes in deferred tax for the year – due to changes in the tax rate. The tax expense relating to the profit/loss for the year is recognised in the income statement, and the tax expense relating to amounts directly recognised in equity is recognised directly in equity.

##### Balance sheet

##### Financial assets

##### Income statement

The proportionate share of the results after tax of the individual subsidiaries is recognised in the income statement and after elimination of the proportionate share of intra-group profits/losses and less amortisation of goodwill.

##### Balance sheet

Investments in subsidiaries are measured according to the equity method.

Investments in subsidiaries are measured at the proportionate share of the enterprises' net asset values calculated in accordance with the Group's accounting policies minus or plus unrealised intra-group profits and losses and plus or minus any residual value of positive or negative goodwill determined in accordance with the purchase method.

Investments in subsidiaries with negative net asset values are measured at USD 0 (nil), and any amounts owed by such enterprises are written down if the amount owed is irrecoverable. If the parent company has a legal or constructive obligation to cover a deficit that exceeds the amount owed, the remaining amount is recognised under provisions

Net revaluation of investments in subsidiaries is recognised in the reserve for net revaluation according to the equity method in equity to the extent that the carrying amount exceeds cost. Dividends from subsidiaries which are expected to be adopted before the approval of the annual report of Ingleby Denmark 2 A/S are not recognised in the reserve for net revaluation.

##### Receivables

Receivables are measured at the nominal value less write-down for bad debt losses based on an individual assessment.

## 1 Accounting policies (continued)

### Cash

Cash pool arrangements with group entities is, due to the nature of the arrangements, not considered cash, but are included in Amount owed by affiliated companies.

### Equity

#### *Reserve for net revaluation to the equity method*

Net revaluation of investments in subsidiaries is recognised at cost in the reserve for net revaluation according to the equity method.

The reserve may be eliminated in case of losses, realisation of investments or a change in accounting estimates.

The reserve cannot be recognised at a negative amount.

#### *Dividend*

Dividend proposed for the year is recognised as a liability at the date when it is adopted at the annual general meeting (declaration date). Dividend expected to be distributed for the financial year is presented as a separate line item under "Equity".

### Income tax and deferred tax

Current tax payable and receivable is recognised in the balance sheet as tax computed on the taxable income for the year, adjusted for tax on the taxable income of prior years and for tax paid on account.

Joint taxation contribution payable and receivable is recognised in the balance sheet as "Corporation tax receivable" or "Corporation tax payable".

Deferred tax is measured using the balance sheet liability method on all temporary differences between the carrying amount and the tax base of assets and liabilities. Where alternative tax rules can be applied to determine the tax base, deferred tax is measured based on the planned use of the asset or settlement of the liability, respectively.

Deferred tax assets, including the tax base of tax loss carry forwards, are recognised at the expected value of their utilisation; either as a set-off against tax on future income or as a set-off against deferred tax liabilities in the same legal tax entity and jurisdiction.

Adjustment is made to deferred tax resulting from elimination of unrealised intra-group profits and losses.

Deferred tax is measured according to the tax rules and at the tax rates applicable in the respective countries at the balance sheet date when the deferred tax is expected to crystallise as current tax.

### Liabilities other than provisions

Other liabilities are measured at net realisable value.



## Financial statements 1 July 2018 - 30 June 2019

### Notes

USD	2018/19	2017/18
<b>2 Staff costs</b>		
The Company has no employees.		
<b>3 Financial income</b>		
Interest income from subsidiaries	23,811	49,448
Foreign exchange adjustments	184,649	523,176
Other interest income	1,963	7,376
	<u>210,423</u>	<u>580,000</u>
<b>4 Financial expenses</b>		
Foreign exchange losses	215,161	335,323
Other interest expense	157	691
	<u>215,318</u>	<u>336,014</u>
<b>5 Tax for the year</b>		
Current tax for the year	1,669	0
Adjustment of the deferred tax charge for the year	0	0
Adjustment of prior-year taxes	2,035	0
	<u>3,704</u>	<u>0</u>

## Financial statements 1 July 2018 - 30 June 2019

### Notes

USD	2018/19	2017/18
<b>6 Investments in subsidiaries</b>		
Cost at 1 July	132,304,491	130,028,591
Additions during the year	1,752,262	2,275,900
Disposals	-6,827,741	0
Cost at 30 June	127,229,012	132,304,491
Value adjustments at 1 July	-23,013,209	-21,624,669
Foreign exchange adjustments	-852,342	-124,465
Profit/Loss for the year	-1,944,297	-1,264,075
Value adjustments, disposal	2,364,595	0
Value adjustments at 30 June	-23,445,253	-23,013,209
Carrying amount at 30 June	103,783,759	109,291,282

## Financial statements 1 July 2018 - 30 June 2019

### Notes

Name	Registered office	Direct ownership	Direct & indirect ownership
Administration Agricola S.A.	Argentina	30 %	30 %
Campo El Tigre S.A.	Argentina	30 %	30 %
Campo D'Oro S.R.L	Romania	0 %	25 %
Oculul Silvic	Romania	0 %	25 %
Ingleby Romania S.R.L	Romania	25 %	25 %
Ingleby Peru Holding S.A.C.	Peru	25 %	25 %
Plantaciones del Sol S.A.C.	Peru	0 %	25 %
Ingleby Uruguay SRL	Uruguay	20 %	20 %
ME Holding 1 S.A.	Uruguay	0 %	20 %
Maria Elena Holding 2 S.A.	Uruguay	0 %	20 %
Maria Elena S.R.L.	Uruguay	0 %	20 %
CA3 Holding S.A.	Uruguay	0 %	20 %
CAH 4 S.A.	Uruguay	0 %	20 %
Chamizal S.R.L.	Uruguay	0 %	20 %

## Financial statements 1 July 2018 - 30 June 2019

### Notes

#### 7 Share capital

The share capital consists of 5,780 shares of nominal DKK 100 each. No shares have been ascribed special rights.

The company's share capital has increased in the following way during the last 5 years:

USD	30 June 2019	30 June 2018	30 June 2017	30 June 2016	30 June 2015
Balance at the beginning of the year	90,260	88,551	84,544	83,194	100,088
Capital increase	152	0	1,459	1,493	1,792
Foreign currency translation adjustment	-2,283	1,709	2,548	-143	-18,686
<b>Balance at the end of the year</b>	<b>88,129</b>	<b>90,260</b>	<b>88,551</b>	<b>84,544</b>	<b>83,194</b>
Exchange rate DKK/USD	6,5585	6,3926	6,5160	6.7066	6.6953

The share capital is presented in USD at the exchange rate of the balance sheet date for each year.

#### 8 Contractual obligations and contingencies, etc.

##### Contingent liabilities

The company is jointly taxed with Ingleby Farms & Forests ApS, AKL Holding 2018 ApS and Ingleby Denmark 1 A/S. The companies included in the joint taxation have joint and several unlimited liability for Danish corporation taxes and withholding taxes on dividends, interest and royalties amounting to USD 0.

The company has issued a guarantee in favour of the parent company's bank-credit facility in the amount of USD 130,905 thousand.

#### 9 Mortgages and security

None.

#### 10 Related parties

##### Ownership

The Company is 100 % owned by Ingleby Farms & Forests ApS, Køge, CVR no. 35 86 80 62

The ultimate shareholder is The Ingleby Trust, represented by  
Dr. Johannes Burger, Rötibergstrasse 2, CH- 9442 Berneck Switzerland  
Dr. Markus Summer, Stelzagass 17, LI - 9487 Gamprin Principality of Liechtenstein  
Geoffrey Richards, Landstrasse 33, 9491 Ruggell Principality of Liechtenstein

The company is recognized in the consolidated financial statement of Ingleby Farms & Forest ApS, which is the largest group in which the Company is included. The consolidated financial statements of Ingleby Farms & Forests ApS (CVR no. 35 86 80 62) may be obtained by contacting the company.