



intertrust
GROUP

GO Morfelden ApS

c/o Harbour House

Sundkrogsgade 21, DK - 2100 Copenhagen

CVR no. 29 83 71 20

Annual report for 2020

Adopted at the annual general
meeting on 2 August 2021

Emil Skov
chairman

Table of contents

	Page
Statements	
Statement by management on the annual report	1
Independent auditor's report on extended review	2
Management's review	
Company details	4
Management's review	5
Financial statements	
Income statement 1 January - 31 December	6
Balance sheet 31 December	7
Statement of changes in equity	9
Notes to the annual report	10
Accounting policies	13

Statement by management on the annual report

The supervisory and executive boards have today discussed and approved the annual report of GO Morfelden ApS for the financial year 1 January - 31 December 2020.

The annual report is prepared in accordance with the Danish Financial Statements Act.


In our opinion, the financial statements give a true and fair view of the company's financial position at 31 December 2020 and of the results of the company's operations for the financial year 1 January - 31 December 2020.

In our opinion, management's review includes a fair review of the matters dealt with in the management's review.


Management recommends that the annual report should be approved by the company in general meeting.

Copenhagen, 2 August 2021

Executive board



Kimmie Tronborg Sanderhoff

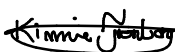


Peter Drachmann

Supervisory board



Peter Drachmann



Kimmie Tronborg Sanderhoff

Independent auditor's report on extended review

To the shareholders of GO Morfelden ApS

Opinion

We have performed extended review of the financial statements of GO Morfelden ApS for the financial year 1 January - 31 December 2020, which comprise a summary of significant accounting policies, income statement, balance sheet, statement of changes in equity and notes. The financial statements are prepared under the Danish Financial Statements Act.

Based on the performed work it is our opinion, that the financial statements give a true and fair view of the company's financial position at 31 December 2020 and of the results of the company's operations for the financial year 1 January - 31 December 2020 in accordance with the Danish Financial Statements Act.

Basis for Opinion

We conducted our extended review in accordance with the Danish Business Authority's standard on auditor's report for small enterprises and FSR - danish auditors' standard on extended review of financial statements in accordance with the Danish Financial Statements Act. Our responsibilities under those standards and requirements are further described in the "Auditor's responsibilities for the extended review of the financial statements" section of our report. We are independent of the company in accordance with the International Ethics Standards Board for Accountants' Code of Ethics for Professional Accountants (IESBA Code) and the additional requirements applicable in Denmark, and we have fulfilled our other ethical responsibilities in accordance with these requirements. We believe that the evidence we have obtained is sufficient and appropriate to provide a basis for our opinion.

Management's responsibilities for the financial statements

Management is responsible for the preparation of financial statements, that give a true and fair view in accordance with the Danish Financial Statements Act and for such internal control as management determines is necessary to enable the preparation of financial statements that are free from material misstatement, whether due to fraud or error.

In preparing the financial statements, management is responsible for assessing the company's ability to continue as a going concern, disclosing, as applicable, matters related to going concern and using the going concern basis of accounting in preparing the financial statements unless management either intends to liquidate the company or to cease operations, or has no realistic alternative but to do so.

Auditor's responsibility for the extended review of the financial statements

Our responsibility is to express a conclusion on the accompanying financial statements. This requires us to perform procedures in order to obtain limited assurance for our conclusion on these financial statements, and in addition perform specifically required supplementary procedures in order to obtain additional assurance for our conclusion.

Independent auditor's report on extended review

An extended review of financial statements includes procedures primarily consisting of making inquiries of management and others within the entity, as appropriate, applying analytical procedures and the specifically required supplementary procedures, and evaluating the evidence obtained.

The procedures performed in an extended review are less than those performed in an audit and accordingly we do not express an audit opinion on these financial statements.

Statement on management's review

Management is responsible for management's review.

Our opinion on the financial statements does not cover management's review, and we do not express any form of assurance conclusion thereon.

In connection with our extended review of the financial statements, our responsibility is to read management's review and, in doing so, consider whether management's review is materially inconsistent with the financial statements or our knowledge obtained during the extended review, or otherwise appears to be materially misstated.

Moreover, it is our responsibility to consider whether management's review provides the information required under the Danish Financial Statements Act.

Based on the work we have performed, we conclude that management's review is in accordance with the financial statements and has been prepared in accordance with the requirements of the Danish Financial Statements Act. We did not identify any material misstatement of management's review.

Copenhagen, 2 August 2021

Mazars
Statsautoriseret Revisionspartnerselskab
CVR no. 31 06 17 41

Nicklas Rasmussen

Nicklas Rasmussen
State Authorised Public Accountant
MNE no. mne43474

Company details

The company

GO Morfelden ApS
Sundkrogsgade 21
c/o Harbour House
DK - 2100 Copenhagen

CVR no.: 29 83 71 20

Reporting period: 1 January - 31 December 2020

Domicile: Copenhagen

Supervisory board

Peter Drachmann
Kimmie Tronborg Sanderhoff

Executive board

Kimmie Tronborg Sanderhoff
Peter Drachmann

Auditors

Mazars
Statsautoriseret Revisionspartnerselskab
Midtermolen 1,2 left
DK-2100 Copenhagen

Management's review

Business review

The Company's main objective is property investment.

Recognition and measurement uncertainties

The Company's investment properties are recognized in the annual report at market value based on a return based assessment model. This model contains an estimate of the property's future return and the expected return requirement. The property's future returns are estimated based on existing leases and experience. Estimates of return requirements and market values are computed by external valuation consultant Jones Lang LaSalle GmbH.

Unusual matters

The company's financial position at 31 December 2020 and the results of its operations for the financial year ended 31 December 2020 are not affected by any unusual matters.

Financial review

The company's income statement for the year ended 31 December 2020 shows a profit of euro 1.252.693, and the balance sheet at 31 December 2020 shows equity of euro 2.365.144.

Significant events occurring after the end of the financial year

No events have occurred after the balance sheet date which could significantly affect the company's financial position.

Income statement 1 January - 31 December

	<u>Note</u>	<u>2020</u> EUR	<u>2019</u> EUR
Gross profit		33.100	68.633
Value adjustment		<u>1.640.000</u>	<u>30.000</u>
Profit/loss before net financials		1.673.100	98.633
Financial income	2	14.854	18.832
Financial expenses	3	<u>-207.992</u>	<u>-132.998</u>
Profit/loss before tax		1.479.962	-15.533
Tax on profit/loss for the year	4	<u>-227.269</u>	<u>-244</u>
Profit/loss for the year		<u>1.252.693</u>	<u>-15.777</u>
 Distribution of profit			
Retained earnings		<u>1.252.693</u>	<u>-15.777</u>
		<u>1.252.693</u>	<u>-15.777</u>

Balance sheet 31 December

	<u>Note</u>	<u>2020</u> EUR	<u>2019</u> EUR
Assets			
Investment properties		<u>7.110.000</u>	<u>5.470.000</u>
Tangible assets	5	<u>7.110.000</u>	<u>5.470.000</u>
Total non-current assets		<u>7.110.000</u>	<u>5.470.000</u>
Trade receivables		306.394	262.461
Receivables from group entities		422.127	758.831
Other receivables		<u>54.109</u>	<u>38.258</u>
Receivables		<u>782.630</u>	<u>1.059.550</u>
Cash at bank and in hand		<u>108.263</u>	<u>138.939</u>
Total current assets		<u>890.893</u>	<u>1.198.489</u>
Total assets		<u><u>8.000.893</u></u>	<u><u>6.668.489</u></u>

Balance sheet 31 December

	<u>Note</u>	<u>2020</u> EUR	<u>2019</u> EUR
Equity and liabilities			
Share capital		16.861	16.861
Share premium account		573.356	573.356
Retained earnings		<u>1.774.927</u>	<u>522.235</u>
Equity		<u>2.365.144</u>	<u>1.112.452</u>
Provision for deferred tax		<u>416.835</u>	<u>201.073</u>
Total provisions		<u>416.835</u>	<u>201.073</u>
Payables to group entities		<u>4.893.704</u>	<u>5.106.437</u>
Total non-current liabilities	6	<u>4.893.704</u>	<u>5.106.437</u>
Trade payables		57.210	4.708
Corporation tax		3.213	4.143
Other payables		<u>264.787</u>	<u>239.676</u>
Total current liabilities		<u>325.210</u>	<u>248.527</u>
Total liabilities		<u>5.218.914</u>	<u>5.354.964</u>
Total equity and liabilities		<u>8.000.893</u>	<u>6.668.489</u>
Staff expenses	1		

Statement of changes in equity

	<u>Share capital</u>	<u>Share premium account</u>	<u>Retained earnings</u>	<u>Total</u>
Equity at the beginning	16.861	573.356	522.234	1.112.451
Net profit/loss for the year	<u>0</u>	<u>0</u>	<u>1.252.693</u>	<u>1.252.693</u>
Equity at the end	<u>16.861</u>	<u>573.356</u>	<u>1.774.927</u>	<u>2.365.144</u>

Notes

	<u>2020</u>	<u>2019</u>
1 Staff expenses		
Average number of employees	<u>0</u>	<u>0</u>
	<u>2020</u>	<u>2019</u>
	EUR	EUR
2 Financial income		
Financial income, group entities	14.603	18.832
Other financial income	<u>251</u>	<u>0</u>
	<u>14.854</u>	<u>18.832</u>
	<u>2020</u>	<u>2019</u>
	EUR	EUR
3 Financial expenses		
Financial expenses, group entities	165.151	111.147
Other adjustments of financial expenses	<u>42.841</u>	<u>21.851</u>
	<u>207.992</u>	<u>132.998</u>
	<u>2020</u>	<u>2019</u>
	EUR	EUR
4 Tax on profit/loss for the year		
Current tax for the year	5.358	4.970
Deferred tax for the year	225.956	-2.966
Adjustment of tax concerning previous years	<u>-4.045</u>	<u>-1.760</u>
	<u>227.269</u>	<u>244</u>

Notes

5 Tangible assets

	<u>Investment properties</u>
Cost at the beginning	6.009.498
Additions for the year	0
Disposals for the year	<u>0</u>
Cost at the end	<u>6.009.498</u>
Revaluations at the beginning	-539.498
Revaluations for the year	<u>1.640.000</u>
Revaluations at the end	<u>1.100.502</u>
Impairment losses and depreciation at the beginning	0
Depreciation for the year	0
Reversal of impairment and depreciation of sold assets	<u>0</u>
Impairment losses and depreciation at the end	<u>0</u>
Carrying amount at the end	<u><u>7.110.000</u></u>

The valuation method applied is a return-based valuation model, which applies normalised rent discounted by the return requirement chosen. The return requirement is computed for each individual building as the weighted average of the return requirements of equity and debt.

Estimates of return requirements and market values were computed this year by external valuation consultant Savills Advisory Services Germany GmbH. The capitalization rate as at 31.12.2020 has been computed at 5.50% (31.12.2019: 7.10%). Stabilized gross rental income has been computed at EUR 551,093 (31.12.2019: EUR 491,383).

Notes

6 Long term debt

	Debt at the beginning	Debt at the end	Instalment next year	Debt outstanding after 5 years
Payables to group entities	5.106.437	4.893.704	0	0
	5.106.437	4.893.704	0	0

Accounting policies

The annual report of GO Morfelden ApS for 2020 has been prepared in accordance with the provisions of the Danish Financial Statements Act applying to enterprises of reporting class B, as well as provisions applying to reporting class C entities.

The annual report for 2019 was presented in accordance with the International Financial Reporting Standards as adopted by the EU and Danish disclosure requirements for financial statements while the annual report for 2020 is presented in accordance with the Danish Financial Statements Act. This change has not resulted in changes to any numbers.

Apart from the accounting policies applied are consistent with those of last year.

The annual report for 2020 is presented in euro.

Basis of recognition and measurement

Income is recognised in the income statement as earned, including value adjustments of financial assets and liabilities. All expenses, including amortisation, depreciation and impairment losses, are also recognised in the income statement.

Assets are recognised in the balance sheet when it is probable that future economic benefits will flow to the company and the value of the asset can be measured reliably.

Liabilities are recognised in the balance sheet when it is probable that future economic benefits will flow from the company and the value of the liability can be measured reliably.

On initial recognition, assets and liabilities are measured at cost. On subsequent recognition, assets and liabilities are measured as described below for each individual accounting item.

Certain financial assets and liabilities are measured at amortised cost using the effective interest method. Amortised cost is calculated as the historic cost less any installments and plus/less the accumulated amortisation of the difference between the cost and the nominal amount.

On recognition and measurement, allowance is made for predictable losses and risks which occur before the annual report is presented and which confirm or invalidate matters existing at the balance sheet date.

Income statement

Gross profit

In pursuance of section 32 of the Danish Financial Statements Act, the company does not disclose its revenue.

Accounting policies

Gross profit reflects an aggregation of revenue, and other operating income less and other external expenses.

Revenue

Revenue, comprising rental income, is recognised in the period to which it relates.

Other external expenses

Other external expenses include expenses related to distribution, sale, advertising, administration, premises, bad debts, payments under operating leases, etc.

Financial income and expenses

Financial income and expenses are recognised in the income statement at the amounts that relate to the financial year. Net financials include interest income and expenses, financial expenses relating to finance leases, realised and unrealised capital/exchange gains and losses on securities, liabilities and foreign currency transactions, amortisation of financial assets and liabilities and surcharges and allowances under the Danish Tax Prepayment Scheme, etc.

Tax on profit/loss for the year

Tax for the year, which comprises the current tax charge for the year and changes in the deferred tax charge, is recognised in the income statement as regards the portion that relates to the profit/loss for the year and directly in equity as regards the portion that relates to entries directly in equity.

Balance sheet

Investments property

Investment property is property held on a long-term horizon with the purpose of earning rental income and increases in value and which is not held for sale.

Investment properties are initially measured at cost. After initial recognition, investment properties are measured at fair value, as determined by external valuation consultant Jon Lang LaSalle GmbH.

The market value is the estimated amount for which a property, after proper marketing, is expected to be exchanged between willing parties at the date of valuation in an arm's length transaction in which the parties acted knowledgeably, prudently, and voluntarily.

Fair value adjustments are recognised in a separate line item in the statement of profit and loss and other comprehensive income.

Receivables

Receivables are measured at amortised cost.

Accounting policies

Cash and cash equivalents

Cash and cash equivalents comprise cash and deposits at banks.

Income tax and deferred tax

Current tax liabilities and current tax receivables are recognised in the balance sheet as the estimated tax on the taxable income for the year, adjusted for tax on the taxable income for previous years and tax paid on account.

Deferred tax is measured according to the liability method in respect of temporary differences between the carrying amount of assets and liabilities and their tax base, calculated on the basis of the planned use of the asset and settlement of the liability, respectively. Deferred tax is measured at net realisable value.

Deferred tax is measured according to the tax rules and at the tax rates applicable in the respective countries at the balance sheet date when the deferred tax is expected to crystallise as current tax. Deferred tax adjustments resulting from changes in tax rates are recognised in the income statement, with the exception of items taken directly to equity.

Liabilities

Liabilities, which include trade payables, payables to group entities and other payables, are measured at amortised cost, which is usually equivalent to nominal value.

Foreign currency translation

On initial recognition, foreign currency transactions are translated applying the exchange rate at the transaction date. Foreign exchange differences arising between the exchange rates at the transaction date and at the date of payment are recognised in the income statement as financial income or financial expenses. If foreign currency instruments are considered cash flow hedges, any unrealised value adjustments are taken directly to a fair value reserve under 'Equity'.