

# **Saga III EUR-B K/S**

c/o Accura Advokatpartnerselskab

Tuborg Boulevard 1

2900 Hellerup

Registration no. 28 66 33 58

## **Annual Report**

**1 October 2020 – 30 September 2021**

Approved at the partnership's annual general meeting on

Chairman

---

# Contents

Fund summary .....	2
Management's statement on the annual report .....	3
Independent auditor's report .....	4
Management's review .....	6
Financial statement for the period 1 October – 30 September .....	8
Accounting policies .....	8
Income statement.....	10
Balance sheet .....	11
Notes.....	12

## Fund summary

Name	Saga III EUR-B K/S
Address, Zip code, city	c/o Accura Advokatpartnerselskab Tuborg Boulevard 1 2900 Hellerup
Registration no.	28 66 33 58
Established	7 July 2006
Registered office	Gentofte
Financial year	1 October - 30 September
Management	General Partner: Saga III GP ApS with Karsten Sivebæk Knudsen
Auditors	EY Godkendt Revisionspartnerselskab Dirch Passers Allé 36 2000 Frederiksberg Denmark
Manager	Saga Private Equity ApS (FT-no. 23133) Website: <a href="http://www.saga-pe.com">www.saga-pe.com</a>

## Management's statement on the annual report

The Management have today discussed and approved the annual report of Saga III EUR-B K/S for the financial year 1 October 2020 - 30 September 2021.

The annual report has been prepared in accordance with the Danish Financial Statements Act.

In our opinion, the financial statements give a true and fair view of the partnership's financial position at 30 September 2021 and of the results of its operations for the financial year 1 October 2020 - 30 September 2021.

Furthermore, in our opinion, the Management's review includes a fair review of the developments in the partnership's activities and financial matters.

We recommend that the annual report be approved at the annual general meeting.

Copenhagen, 20 December 2021

Management:

General Partner, Saga III GP ApS

---

Karsten Sivebæk Knudsen

# Independent auditor's report

## To the limited partners of Saga III EUR-B K/S

### Opinion

We have audited the financial statements of Saga III EUR-B K/S for the financial year 1 October 2020 - 30 September 2021, which comprise accounting policies, income statement, balance sheet and notes. The financial statements are prepared in accordance with the Danish Financial Statements Act.

In our opinion, the financial statements give a true and fair view of the financial position of the partnership at 30 September 2021, and of the results of the partnership's operations for the financial year 1 October 2020 – 30 September 2021, in accordance with the Danish Financial Statements Act.

### Basis for opinion

We conducted our audit in accordance with International Standards on Auditing (ISAs) and additional requirements applicable in Denmark. Our responsibilities under those standards and requirements are further described in the "Auditor's responsibilities for the audit of the financial statements" section of our report. We believe that the audit evidence we have obtained is sufficient and appropriate to provide a basis for our opinion.

### Independence

We are independent of the partnership in accordance with the International Ethics Standards Board for Accountants' Code of Ethics for Professional Accountants (IESBA Code) and additional requirements applicable in Denmark, and we have fulfilled our other ethical responsibilities in accordance with these rules and requirements.

### Management's responsibilities for the financial statements

Management is responsible for the preparation of financial statements that give a true and fair view in accordance with the Danish Financial Statements Act and for such internal control as Management determines is necessary to enable the preparation of financial statements that are free from material misstatement, whether due to fraud or error.

In preparing the financial statements, Management is responsible for assessing the partnership's ability to continue as a going concern, disclosing, as applicable, matters related to going concern and using the going concern basis of accounting in preparing the financial statements unless Management either intends to liquidate the partnership or to cease operations, or has no realistic alternative but to do so.

### Auditor's responsibilities for the audit of the financial statements

Our objectives are to obtain reasonable assurance as to whether the financial statements as a whole are free from material misstatement, whether due to fraud or error, and to issue an auditor's report that includes our opinion. Reasonable assurance is a high level of assurance, but is not a guarantee that an audit conducted in accordance with ISAs and additional requirements applicable in Denmark will always detect a material misstatement when it exists. Misstatements can arise from fraud or error and are considered material if, individually or in the aggregate, they could reasonably be expected to influence the economic decisions of users taken on the basis of the financial statements.

As part of an audit conducted in accordance with ISAs and additional requirements applicable in Denmark, we exercise professional judgement and maintain professional scepticism throughout the audit.

We also:

- Identify and assess the risks of material misstatement of the financial statements, whether due to fraud or error, design and perform audit procedures responsive to those risks and obtain audit evidence that is sufficient and appropriate to provide a basis for our opinion. The risk of not detecting a material misstatement resulting from fraud is higher than for one resulting from error, as fraud may involve collusion, forgery, intentional omissions, misrepresentations or the override of internal control.

## Independent auditor's report

- Obtain an understanding of internal control relevant to the audit in order to design audit procedures that are appropriate in the circumstances, but not for the purpose of expressing an opinion on the effectiveness of the partnership's internal control.
- Evaluate the appropriateness of accounting policies used and the reasonableness of accounting estimates and related disclosures made by Management.
- Conclude on the appropriateness of Management's use of the going concern basis of accounting in preparing the financial statements and, based on the audit evidence obtained, whether a material uncertainty exists related to events or conditions that may cast significant doubt on the partnership's ability to continue as a going concern. If we conclude that a material uncertainty exists, we are required to draw attention in our auditor's report to the related disclosures in the financial statements or, if such disclosures are inadequate, to modify our opinion. Our conclusions are based on the audit evidence obtained up to the date of our auditor's report. However, future events or conditions may cause the partnership to cease to continue as a going concern.
- Evaluate the overall presentation, structure and contents of the financial statements, including the note disclosures, and whether the financial statements represent the underlying transactions and events in a manner that gives a true and fair view.

We communicate with those charged with governance regarding, among other matters, the planned scope and timing of the audit and significant audit findings, including any significant deficiencies in internal control that we identify during our audit.

### Statement on the Management's review

Management is responsible for the Management's review.

Our opinion on the financial statements does not cover the Management's review, and we do not express any form of assurance conclusion thereon.

In connection with our audit of the financial statements, our responsibility is to read the Management's review and, in doing so, consider whether the Management's review is materially inconsistent with the financial statements or our knowledge obtained during the audit, or otherwise appears to be materially misstated.

Moreover, it is our responsibility to consider whether the Management's review provides the information required under the Danish Financial Statement Act.

Based on the work we have performed, we conclude that the Management's review is in accordance with the financial statements and has been prepared in accordance with the requirements of the Danish Financial Statements Act. We did not identify any material misstatement of the Management's review.

Copenhagen, 20 December 2021  
EY Godkendt Revisionspartnerselskab  
CVR no. 30 70 02 28

Thomas Hjortkjær Petersen  
State Authorised Public Accountant  
mne33748

Bjørn Würtz Rosendal  
State Authorised Public Accountant  
mne40039

## Management's review

### Main activity of the partnership

Saga III EUR-B K/S (Saga III EUR-B) is a fund-of-funds with a geographical focus on investments in Europe. Investments are mainly made in small and mid market buy-out funds.

### Performance in the financial year

Saga Private Equity has as the manager started exploring secondary opportunities for parts of the underlying portfolio funds. Bids have been received from potential buyers. The investments in portfolio funds are valued based on the bids.

The financial year resulted in a loss of EUR 1.5 million, corresponding to an IRR of -30.4%. Losses on investments in portfolio funds amounted to EUR 1.5 million.

This year's result is below management's expectations.

An aggregate amount of EUR 0.4 million was contributed to the portfolio funds during the financial year, bringing total contributions to the portfolio funds to EUR 67.9 million, corresponding to 97.2% of the commitments to the portfolio funds.

In the financial year an amount of EUR 1.4 million was distributed to the limited partners, bringing accumulated distributions to EUR 93.5 million, corresponding to 149.1% of the limited partners' paid-in capital. In the financial year an aggregate amount of EUR 1.9 million was distributed from portfolio funds, bringing total distributions from portfolio funds to EUR 95.8 million, corresponding to 141.0% of the capital contributed to portfolio funds.

### Recognition and measurement uncertainties

Investments in portfolio funds are measured at fair value. The measurement includes accounting estimates and is, therefore, subject to uncertainty. Reference is made to note 1 for further information on measurement of portfolio funds.

### Special risk

#### Financial risk

The objective of Saga III EUR-B is to supply risk capital to the portfolio funds, and also to their investments in competitive companies in the European small and mid market. The highest factor of risk is therefore the changes in the value of the companies in which Saga III EUR-B's portfolio funds invest in, which to a significant extent depend on the valuations of comparable listed companies on the quoted market.

#### Interest rate risk

Saga III EUR-B is less sensitive to the changes in interest rate levels.

#### Foreign exchange currency risk

Saga III EUR-B's investments in portfolio funds have been made in EUR and GBP. As the capital in Saga III EUR-B is in EUR, Saga III EUR-B is influenced by currency fluctuations in GBP. The currency risk is therefore considered as material. In accordance with Saga III EUR-B's investment policy Saga III EUR-B does not hedge its exposure toward currency rate fluctuations.

#### Investment activity

In the period from inception to 30 September 2021 Saga III EUR-B has invested in seven portfolio funds. One of the portfolio funds has been liquidated as of 30 September 2021.

Since inception the portfolio funds have in general performed below expectations.

#### Cash resources

Saga III EUR-B's cash resources as of 30 September 2021, include cash and cash equivalents, undrawn credit facilities and outstanding commitments from the limited partners and are estimated as satisfactory to cover Saga III EUR-B's liabilities.

## Management's review

### Expectation for 2021/22

It is expected that all or parts of the underlying portfolio funds are disposed or liquidated in 2021/22.

### Events after the end of the accounting period

After the balance sheet date Saga III EUR-B has signed a conditional agreement regarding sale of the remaining portfolio funds. The closing is expected to happen during Q1 2022.

There have been no other events after the end of the financial year and to the signing of the annual report which are considered of significance to the annual report.



## Financial statement for the period 1 October – 30 September

### Accounting policies

The annual report of Saga III EUR-B K/S has been prepared in accordance with the Danish Financial Statements Act for a reporting class B entity with the adjustments following the legal form and operating activities of the partnership.

The accounting policies applied are consistent with those of last year.

The annual report has been prepared in the functional currency EUR.

### Income Statement

#### Gains/losses on portfolio funds' investments etc.

Gains/losses on portfolio funds' investments include income from investments (dividend and interest), realised and unrealised revaluations or depreciations of investments in portfolio funds as well as realised and unrealised exchange rate profit margins and losses related to the investment in portfolio funds etc.

#### Fund operating expenses

Fund operating expenses include cost incurred by the partnership.

#### Financial income and expenses

Financial income and expenses include interest as well as exchange gains and losses related to accounts receivable and payable.

#### Tax

The partnership is not independently liable to tax, and therefore no tax is charged to the profit and loss account.

### Balance sheet

#### Investments assets

Investments in portfolio funds and co-investments are measured in accordance with the IPEV Valuation Guidelines or similar guidelines depending on the country of domicile of the portfolio funds, according to which investments are measured at fair value. Revaluations are included in the profit and loss account.

Investments in unlisted private equity funds are valued on the basis of the latest reporting received from the respective sub-funds. The reports from the funds contain a valuation of the private equity fund, including a valuation of each individual portfolio company. The value of a private equity fund consists of the sum of the values of the portfolio companies in which the fund has invested in, and the value of other net assets.

Outstanding investment commitments at the balance sheet date are disclosed as contingent liabilities in the notes.

## **Financial statement for the period 1 October – 30 September**

### **Accounting policies**

#### **Cash and cash equivalents**

Cash and cash equivalents include cash funds in open accounts and fixed short term loans.

#### **Other payables**

Financial liabilities are recognised at the date of borrowing at the net proceeds received less transaction costs paid. In subsequent periods, the financial liabilities are measured at fair value.

Other payables include potential carried interest and fund operating expenses due. Liabilities are measured at net realised value.

#### **Foreign currency translation**

Transactions in foreign currency are translated into Euro (EUR) according to the currency exchange rate at the transaction date. Investments, accounts receivable and accounts payable in foreign currency are translated into Euro (EUR) according to the currency rate at the balance sheet date.

## Financial statement for the period 1 October - 30 September

### Income statement

Note	EUR 1,000	1/10 2020 - 30/9 2021	1/10 2019 - 30/9 2020
1	Gains/losses on portfolio funds' investments	-1,474	513
	<b>Profit/losses in portfolio funds etc.</b>	<u>-1,474</u>	<u>513</u>
2	Fund operating expenses	-36	-16
	<b>Operating profit/losses</b>	<u>-1,510</u>	<u>497</u>
	Financial expenses	-4	-4
	<b>PROFIT/LOSS</b>	<u><u>-1,514</u></u>	<u><u>493</u></u>
 <b>PROPOSED DISTRIBUTION OF THE PROFIT/LOSS</b>			
	Transferred to retained earnings	-1,514	493
	<b>TOTAL RETAINED EARNINGS</b>	<u><u>-1,514</u></u>	<u><u>493</u></u>

## Financial statement for the period 1 October - 30 September

### Balance sheet

Note	EUR 1,000	<u>30/9 2021</u>	<u>30/9 2020</u>
	<b>ASSETS</b>		
	<b>FIXED ASSETS</b>		
	<b>Investment assets</b>		
1	Investments in portfolio funds	2,322	5,332
	<b>Total investment assets</b>	<u>2,322</u>	<u>5,332</u>
	<b>Total fixed assets</b>	<u>2,322</u>	<u>5,332</u>
	<b>CURRENT ASSETS</b>		
	<b>Receivables</b>		
	Cash and cash equivalents	923	768
	<b>Total current assets</b>	<u>923</u>	<u>768</u>
	<b>TOTAL ASSETS</b>	<u><u>3,245</u></u>	<u><u>6,100</u></u>
	<b>LIMITED PARTNERS' CAPITAL AND LIABILITIES</b>		
	<b>LIMITED PARTNERS' CAPITAL</b>		
3	Limited partners' paid-in capital	69,075	69,075
	Distributions limited partners	-93,514	-92,148
	Retained earnings	27,651	29,164
	<b>Total limited partners' capital</b>	<u>3,212</u>	<u>6,091</u>
	<b>LIABILITIES</b>		
	<b>SHORT-TERM LIABILITIES</b>		
	Other payables	33	9
	<b>Total short-term liabilities</b>	<u>33</u>	<u>9</u>
	<b>Total liabilities</b>	<u>33</u>	<u>9</u>
	<b>TOTAL LIMITED PARTNERS' CAPITAL AND LIABILITIES</b>	<u><u>3,245</u></u>	<u><u>6,100</u></u>
4	Related parties		
5	Contingent liabilities		

## Financial statement for the period 1 October - 30 September

### Notes

#### 1 Investments in portfolio funds

EUR 1,000	<u>30/9 2021</u>	<u>30/9 2020</u>
Cost at 1 October	26,548	26,666
Additions in the year	392	315
Disposals in the year	-971	-433
<b>Cost at 30 September</b>	<b><u>25,969</u></b>	<b><u>26,548</u></b>
Revaluations at 1 October	-21,216	-21,016
Revaluations on disposals in the year	-957	-713
Revaluation in the year	-1,474	513
<b>Revaluations at 30 September</b>	<b><u>-23,647</u></b>	<b><u>-21,216</u></b>
<b>Carrying amount at 30 September</b>	<b><u><u>2,322</u></u></b>	<b><u><u>5,332</u></u></b>
<b>Specification of revaluations in the year</b>		
Realised gains/losses on investments	-2,511	-1,792
Unrealised gains/loss on investments	1,023	2,314
	-1,488	522
Exchange gains/losses on investments	14	-9
<b>Gains/losses on investments</b>	<b><u><u>-1,474</u></u></b>	<b><u><u>513</u></u></b>

#### Investments in portfolio funds

The partnership has through investments in portfolio funds ownership of mainly unquoted investments. The partnership has no controlling or significant influence on the portfolio funds in which the partnership has invested.

The portfolio funds in which the partnership has invested all use common accepted guidelines for measuring the fair value. The measuring of the fair value of the investments in underlying portfolio companies are made by the managers of the portfolio funds.

Usually the partnership has no or very little information about specific methods and assumptions used by the managers of the portfolio funds when measuring the fair value of the underlying portfolio companies.

The manager's valuation committee will assess and if considered necessary adjust the valuation of the underlying portfolio companies. At the assessment of the fair value of the underlying portfolio companies reported by the managers, information about the market conditions, company specific information as well as information received through dialog with the managers of the portfolio funds are used.

The value of a private equity fund is measured as the fair value of each investment in portfolio companies owned by the fund with addition of other net assets in the fund. The valuation of a portfolio company in a private equity fund is based on the industry, market position and earnings capacity, and the (i) the peer group multiple, i.e. the market value of comparable listed companies, (ii) transaction multiple in recent M&A transactions involving comparable companies, (iii) value indications from potential buyers of the portfolio company, (iv) market value if the portfolio company is publicly traded or (v) future expected proceeds, if there is a concluded agreement on the sale of the portfolio company.

# Financial statement for the period 1 October - 30 September

## Notes

### 1 Investments in portfolio funds (continued)

The partnership invests in buy-out funds. The investments made by the portfolio funds are classified within the fair value hierarchy based on the lowest level of input that is significant to the fair value measurement. The three levels of the fair value hierarchy are described below:

Level 1 – Inputs based upon priced for identical assets and liabilities in active markets

Level 2 – Inputs other than quoted prices that are observable for the asset or liability either directly or indirectly, including inputs in markets that are not considered to be active

Level 3 – Unobservable input

#### Fair market value measurements as of 30 September 2021

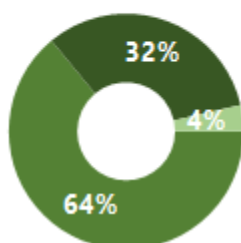
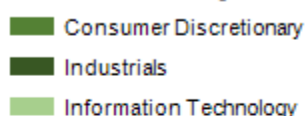
EUR 1,000	Quoted prices Level 1	Observable input Level 2	Unobservable input Level 3	Total
Investments in portfolio funds	0	0	2,322	2,322
Total	0	0	2,322	2,322

#### Fair market value measurements as of 30 September 2020

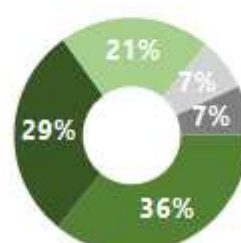
EUR 1,000	Quoted prices Level 1	Observable input Level 2	Unobservable input Level 3	Total
Investments in portfolio funds	188	0	5,144	5,332
Total	188	0	5,144	5,332

The investments divided by Industry and Geography, based on fair market value as of 30 September 2021:

#### Unrealized FMV by Industry



#### Unrealized FMV by Geography



## Financial statement for the period 1 October - 30 September

### Notes

#### Note

##### 2 Fund operating expenses

The partnership has no employees.

##### 3 Limited partners

EUR 1,000	Commitment	Paid-in	Outstanding commitment
Limited partners	75,000	69,075	5,925

##### 4 Related parties

###### Manager

Manager: Saga Private Equity ApS, Amaliegade 24, 1., 1256 Copenhagen K

Transactions: Management fee.

###### General Partner

General Partner: Saga III GP ApS, c/o Accura Advokatpartnerselskab, Tuborg Boulevard 1, 2900 Hellerup

Transactions: Administration fee.

## Financial statement for the period 1 October - 30 September

### Notes

#### Note

##### 5 Contingent liabilities

#### Investment obligations

EUR 1,000	Commitment		Outstanding commitment	
	Currency	EUR	Currency	EUR
Commitment, EUR	57,756	57,756	1,457	1,457
Commitment, GBP	10,033	12,140	0	0
<b>Total commitment, EUR</b>		<b>69,896</b>		<b>1,457</b>

Commitment in EUR is calculated as residual commitment in local currency multiplied by exchange rate, end period plus contributed to portfolio funds in EUR (transaction date's currency rate).

The portfolio funds have made recallable distributions to the partnership, which as of 30 September 2021 amounts to EUR 0.6 million.

The partnership has no other contingent liabilities as of 30 September 2021.



# Penneo

Underskrifterne i dette dokument er juridisk bindende. Dokumentet er underskrevet via Penneo™ sikker digital underskrift. Underskrivernes identiteter er blevet registreret, og informationerne er listet herunder.

“Med min underskrift bekræfter jeg indholdet og alle datoer i dette dokument.”

## Karsten Sivebæk Knudsen

På vegne af: Client Signer

Serienummer: PID:9208-2002-2-626268822022

IP: 80.162.xxx.xxx

2021-12-20 19:07:33 UTC

NEM ID 

## Thomas Hjortkjær Petersen

State Authorised Public Accountant

På vegne af: EY Godkendt Revisionspartnerselskab

Serienummer: PID:9208-2002-2-513808396599

IP: 80.199.xxx.xxx

2021-12-20 19:44:04 UTC

NEM ID 

## Bjørn Würtz Rosendal

State Authorised Public Accountant

På vegne af: EY Godkendt Revisionspartnerselskab

Serienummer: PID:9208-2002-2-675336025815

IP: 62.243.xxx.xxx

2021-12-20 20:42:39 UTC

NEM ID 

Penneo dokumentnøgle: ZB20U-CZ4XQ-TFEIV-HLB7Z-BFMXX-QV2XU

Dette dokument er underskrevet digitalt via **Penneo.com**. Signeringsbeviserne i dokumentet er sikret og valideret ved anvendelse af den matematiske hashværdi af det originale dokument. Dokumentet er låst for ændringer og tidsstemplet med et certifikat fra en betroet tredjepart. Alle kryptografiske signeringsbeviser er indlejret i denne PDF, i tilfælde af de skal anvendes til validering i fremtiden.

### Sådan kan du sikre, at dokumentet er originalt

Dette dokument er beskyttet med et Adobe CDS certifikat. Når du åbner dokumentet

i Adobe Reader, kan du se, at dokumentet er certificeret af **Penneo e-signature service** <[penneo@penneo.com](mailto:penneo@penneo.com)>. Dette er din garanti for, at indholdet af dokumentet er uændret.

Du har mulighed for at efterprøve de kryptografiske signeringsbeviser indlejret i dokumentet ved at anvende Penneos validator på følgende websted: <https://penneo.com/validate>