

DANAHER MEDICAL APS
ÅKANDEVEJ 21, 2700 BRØNSHØJ
ANNUAL REPORT
1 JANUARY - 31 DECEMBER 2023

**The Annual Report has been presented and
adopted at the Company's Annual General
Meeting on 22 March 2024**



*Electronically signed by:
Benjamin Schulze Auster
Reason: Approver
Date: Apr 5, 2024 11:25 GMT+2*

Benjamin Schulze Auster

CONTENTS

	Page
Company Details	
Company Details	2
Statement and Report	
Statement by Board of Executives	3
Independent Auditor's Report	4-5
Management's Review	
Financial Highlights	6
Management's Review	7
Financial Statements 1 January - 31 December	
Income Statement	8
Balance Sheet	9-10
Equity	11
Notes	12-14
Accounting Policies	15-17

COMPANY DETAILS

Company Danaher Medical ApS
 Åkandevvej 21
 2700 Brønshøj

 CVR No.: 27 55 95 22
 Established: 23 January 2004
 Financial Year: 1 January - 31 December

Executive Board Frank T. McFaden
 Michael Reinholt Andersen
 Melanie Hammerschmidt-Broman

Auditor EY Godkendt Revisionspartnerselskab
 Dirch Passers Allé 36
 2000 Frederiksberg

STATEMENT BY BOARD OF EXECUTIVES

Today the Board of Executives have discussed and approved the Annual Report of Danaher Medical ApS for the financial year 1 January - 31 December 2023.

The Annual Report is presented in accordance with the Danish Financial Statements Act.

In our opinion the Financial Statements give a true and fair view of the Company's financial position at 31 December 2023 and of the results of the Company's operations for the financial year 1 January - 31 December 2023.

Further, in our opinion, the Management's review gives a fair review of the development in the Company's operations and financial matters and the results of the Company's operations and financial position.

We recommend the Annual Report be approved at the Annual General Meeting.

Copenhagen, Denmark, 22 March 2024

Board of Executives

DocuSigned by:
Frank T McFaden

Frank T. McFaden

Michael Reinholt Andersen

Michael Reinholt Andersen

M.H.

Electronically signed by: Melanie Hammerschmidt-Broman
Reason: Approver
Date: Apr 5, 2024 10:36 GMT+2
Melanie Hammerschmidt-Broman

INDEPENDENT AUDITOR'S REPORT

To the Shareholder of Danaher Medical ApS

Opinion

We have audited the Financial Statements of Danaher Medical ApS for the financial year 1 January - 31 December 2023, which comprise income statement, balance sheet, statement of changes in equity and notes, including accounting policies. The Financial Statements are prepared in accordance with the Danish Financial Statements Act.

In our opinion, the Financial Statements give a true and fair view of the financial position of the Company at 31 December 2023 and of the results of the Company's operations for the financial year 1 January - 31 December 2023 in accordance with the Danish Financial Statements Act.

Basis for Opinion

We conducted our audit in accordance with International Standards on Auditing (ISAs) and additional requirements applicable in Denmark. Our responsibilities under those standards and requirements are further described in the "Auditor's Responsibilities for the Audit of the Financial Statements" section of our report. We believe that the audit evidence we have obtained is sufficient and appropriate to provide a basis for our opinion.

Independence

We are independent of the Company in accordance with the International Ethics Standards Board for Accountants' International Code of Ethics for Professional Accountants (IESBA Code) and the additional ethical requirements applicable in Denmark, and we have fulfilled our other ethical responsibilities in accordance with these requirements and the IESBA Code.

Management's Responsibilities for the Financial Statements

Management is responsible for the preparation of Financial Statements that give a true and fair view in accordance with the Danish Financial Statements Act and for such Internal control as Management determines is necessary to enable the preparation of Financial Statements that are free from material misstatement, whether due to fraud or error.

In preparing the Financial Statements, Management is responsible for assessing the Company's ability to continue as a going concern, disclosing, as applicable, matters related to going concern and using the going concern basis of accounting in preparing the Financial Statements unless Management either intends to liquidate the Company or to cease operations, or has no realistic alternative but to do so.

Auditor's Responsibilities for the Audit of the Financial Statements

Our objectives are to obtain reasonable assurance as to whether the Financial Statements as a whole are free from material misstatement, whether due to fraud or error, and to issue an auditor's report that includes our opinion. Reasonable assurance is a high level of assurance, but is not a guarantee that an audit conducted in accordance with ISAs and additional requirements applicable in Denmark will always detect a material misstatement when it exists. Misstatements can arise from fraud or error and are considered material if, individually or in the aggregate, they could reasonably be expected to influence the economic decisions of users taken on the basis of the Financial Statements.

As part of an audit conducted in accordance with ISAs and the additional requirements applicable in Denmark, we exercise professional judgement and maintain professional scepticism throughout the audit. We also:

- Identify and assess the risks of material misstatement of the Financial Statements, whether due to fraud or error, design and perform audit procedures responsive to those risks and obtain audit evidence that is sufficient and appropriate to provide a basis for our opinion. The risk of not detecting a material misstatement resulting from fraud is higher than for one resulting from error, as fraud may involve collusion, forgery, intentional omissions, misrepresentations or the override of internal control.

INDEPENDENT AUDITOR'S REPORT

- Obtain an understanding of internal control relevant to the audit in order to design audit procedures that are appropriate in the circumstances, but not for the purpose of expressing an opinion on the effectiveness of the Company's internal control.
- Evaluate the appropriateness of accounting policies used and the reasonableness of accounting estimates and related disclosures made by Management.
- Conclude on the appropriateness of Management's use of the going concern basis of accounting in preparing the Financial Statements and, based on the audit evidence obtained, whether a material uncertainty exists related to events or conditions that may cast significant doubt on the Company's ability to continue as a going concern. If we conclude that a material uncertainty exists, we are required to draw attention in our auditor's report to the related disclosures in the Financial Statements or, if such disclosures are inadequate, to modify our opinion. Our conclusions are based on the audit evidence obtained up to the date of our auditor's report. However, future events or conditions may cause the Company to cease to continue as a going concern.
- Evaluate the overall presentation, structure and contents of the Financial Statements, including the note disclosures, and whether the Financial Statements represent the underlying transactions and events in a manner that gives a true and fair view.

We communicate with those charged with governance regarding, among other matters, the planned scope and timing of the audit and significant audit findings, including any significant deficiencies in internal control that we identify during our audit.

Statement on the Management's review

Management is responsible for the Management's review.

Our opinion on the Financial Statements does not cover the Management's review, and we do not express any form of assurance conclusion thereon.

In connection with our audit of the Financial Statements, our responsibility is to read the Management's review and, in doing so, consider whether the Management's review is materially inconsistent with the Financial Statements or our knowledge obtained during the audit, or otherwise appears to be materially misstated.

Moreover, it is our responsibility to consider whether the Management's review provides the information required under the Danish Financial Statements Act.

Based on the work we have performed, we conclude that the Management's review is in accordance with the Financial Statements and has been prepared in accordance with the requirements of the Danish Financial Statements Act. We did not identify any material misstatement of the Management's review.

Copenhagen, 22 March 2024

EY Godkendt Revisionspartnerselskab
CVR no. 30 70 02 28



Henrik Kronborg Iversen
State Authorised Public Accountant
MNE no. mne24687



Rolan Atl Caballero Pena Espedal
State Authorised Public Accountant
MNE no. mne47789

FINANCIAL HIGHLIGHTS

	2023	2022	2021	2020	2019
	DKK '000	DKK '000	DKK '000	DKK '000	DKK '000
Income statement					
Net revenue.....	218.678	208.581	192.957	186.354	170.424
Operating profit.....	91.978	85.575	73.485	70.351	57.480
Financial income and expenses, net.....	5.218	-782	-1.193	-1.167	-93
Profit for the year before tax.....	97.196	84.793	72.292	69.184	57.387
Profit for the year.....	75.368	65.737	55.991	53.576	44.552
Balance sheet					
Total assets.....	1.104.051	1.252.775	1.410.044	1.979.174	1.947.732
Equity.....	890.267	1.014.899	1.149.160	1.693.169	1.639.593
Investment in property, plant and equipment.....	0	0	0	0	0
Key ratios					
Operating margin.....	42,1	41,0	38,1	37,8	33,7
Return on invested capital.....	7,8	6,4	4,3	3,6	3,0
Equity ratio.....	80,6	81,0	81,5	85,5	84,2
Return on equity.....	7,9	6,1	3,9	3,2	2,8

The ratios stated in the list of key figures and ratios have been calculated as follows:

Operating margin:

$$\frac{\text{Operating profit/loss} \times 100}{\text{Net revenue}}$$

Return on invested capital:

$$\frac{\text{Profit/loss on ordinary activities} \times 100}{\text{Average invested capital}}$$

Equity ratio:

$$\frac{\text{Equity, at year end} \times 100}{\text{Total equity and liabilities, at year end}}$$

Return on equity:

$$\frac{\text{Profit/loss after tax} \times 100}{\text{Average equity}}$$

MANAGEMENT'S REVIEW

Principal activities

The objectives of the Company are to carry on commercial and manufacturing business as well as financing and investment.

In December 2009, the Company acquired intangible assets from Radiometer Medical ApS. The Company's principal activity now consists of the outlicensing of these assets to other Danaher group entities.

Development in activities and financial position

The Company's income statement for the period January 1 - December 31, 2023 shows a net profit of DKK 75.368 thousand, and the balance sheet at December 31, 2023 shows equity of DKK 890.267 thousand.

Income relates to licensing of the acquired intangible fixed assets and the result for the year is considered satisfactory.

In the financial statements for 2022 management expected profit/loss for 2023 to be within a margin of +/- 10% compared to 2022. Profit for the year increased 15% compared to 2022 as a result of increased revenue from royalties due to increased sales by Radiometer Medical ApS in 2023. This is caused by an increase in the number of units sold with the intellectual property. Currency adjustments has slightly positively affected the revenue from royalty. The development is considered satisfactory.

The Board of Executives recommends distribution of the profit as stated under proposed distribution of profit.

Future expectations

The Company expects earnings on the same level as in the current year. The profit/loss for the year is expected to be within a margin of 67 - 82 Mio DKK.

INCOME STATEMENT 1 JANUARY - 31 DECEMBER

	Note	2023 DKK '000	2022 DKK '000
NET REVENUE		218.678	208.581
Other external expenses.....		-586	-565
GROSS PROFIT		218.092	208.016
Amortisation.....		-126.114	-122.441
OPERATING PROFIT		91.978	85.575
Other financial income.....	2	7.242	1.044
Other financial expenses.....	3	-2.024	-1.826
PROFIT BEFORE TAX		97.196	84.793
Tax on profit/loss for the year.....	4	-21.828	-19.056
PROFIT FOR THE YEAR	5	75.368	65.737

BALANCE SHEET AT 31 DECEMBER

ASSETS	Note	2023 DKK '000	2022 DKK '000
Intangible fixed assets.....		743.826	869.939
Intangible fixed assets.....	6	743.826	869.939
FIXED ASSETS.....		743.826	869.939
Receivables from group enterprises.....		360.225	382.836
Receivables.....		360.225	382.836
CURRENT ASSETS.....		360.225	382.836
ASSETS.....		1.104.051	1.252.775

BALANCE SHEET AT 31 DECEMBER

EQUITY AND LIABILITIES	Note	2023 DKK '000	2022 DKK '000
Share capital.....		127	127
Retained profit.....		690.140	814.772
Proposed dividend.....		200.000	200.000
EQUITY.....		890.267	1.014.899
Provision for deferred tax.....	7	163.642	191.387
PROVISIONS.....		163.642	191.387
Trade payables.....		17	33
Payables to group enterprises.....		552	463
Corporation tax.....		49.573	45.993
Current liabilities.....		50.142	46.489
LIABILITIES.....		50.142	46.489
EQUITY AND LIABILITIES.....		1.104.051	1.252.775
Contingencies etc.	8		
Related parties	9		
Significant events after the end of the financial year	10		
Consolidated Financial Statements	11		

EQUITY

	Share capital	Retained profit	Proposed dividend	Total
Equity at 1 January 2023.....	127	814.772	200.000	1.014.899
Proposed distribution of profit, see note 5.....		-124.632	200.000	75.368
Dividend paid.....			-200.000	-200.000
Equity at 31 December 2023.....	127	690.140	200.000	890.267

Changes in share capital in the latest 5 years in DKK thousand

	2023	2022	2021	2020	2019
Balance at 1 January.....	127	127	127	127	127
Balance at 31 December.....	127	127	127	127	127

NOTES

	2023 DKK '000	2022 DKK '000	Note
Staff costs			
Average number of employees	0	0	1
The Company does not have any employees or staff costs.			
Other financial income			
Interest, group enterprises.....	5.611	1.044	2
Other interest income.....	1.631	0	
	7.242	1.044	
Other financial expenses			
Other interest expenses.....	2.024	1.826	3
	2.024	1.826	
Tax on profit for the year			
Calculated tax on taxable income of the year.....	49.573	45.993	4
Adjustment of deferred tax.....	-27.745	-26.937	
	21.828	19.056	
Proposed distribution of profit			
Proposed dividend for the year.....	200.000	200.000	5
Retained profit.....	-124.632	-134.263	
	75.368	65.737	
Intangible fixed assets			
		Intangible fixed assets	6
Cost at 1 January 2023.....		2.160.789	
Cost at 31 December 2023.....		2.160.789	
Amortisation at 1 January 2023.....		1.290.849	
Amortisation for the year.....		126.114	
Amortisation at 31 December 2023.....		1.416.963	
Carrying amount at 31 December 2023.....		743.826	

NOTES

			Note
Provision for deferred tax			7
The provision for deferred tax is related to differences between the carrying amount and tax value of securities, receivables, intangible and tangible fixed assets, including recognised finance lease contracts.			
	2023	2022	
	DKK '000	DKK '000	
Deferred tax concerns:			
Intangible fixed assets, trademarks.....	163.642	191.387	
	163.642	191.387	
Deferred tax, beginning of year.....	191.387	218.324	
Deferred tax of the year, income statement.....	-27.745	-26.937	
Provision for deferred tax 31 December 2023.....	163.642	191.387	
Contingencies etc.			8
Contingent liabilities			
Joint taxation			
The Company is jointly taxed with Danaher Tax Administration ApS, which is the management company (Administrationsselskab) for the Danish joint taxation. The Company is jointly and severally unlimited liable with the other jointly taxed companies for payment of corporation tax and for withholding tax on interest, royalties and dividends.			
Other Contingencies			
The Company has no other contingent assets or liabilities.			

NOTES

	Note
Related parties	9

Related parties having performed transactions with the Company

The Company's related parties comprise the significant shareholders of the Company and their subsidiaries, Board of Executives and executive and their close relatives. Related parties include also companies in which the above mentioned group of persons has material interests.

Transactions with related parties

The related parties transactions for 2023 are shown below. All amounts in DKK thousand.

Transactions	Group enterprises	Parent	Total
Royalty income		218.678	218.678
Administration cost		552	552
Interest income	7.242		7.242
Dividend paid		200.000	200.000
Balances per 31.12.2023			
Tax receivable, Danaher Tax Administration ApS	125.273		125.273
Cash pool, receivable	16.274		16.274
Royalty receivable, Radiometer Medical ApS		218.678	218.678
Intercompany payable		552	552

Significant events after the end of the financial year	10
---	-----------

No significant events have occurred after the end of the financial year which impacts the Company's financial position.

Consolidated Financial Statements	11
--	-----------

The ultimate parent of the group is:

Danaher Corporation
2200 Pennsylvania Avenue, NW
Suite 800W
Washington, DC 20037
USA

The consolidated financial statement for the Danaher group can be aquired at the following link:

<https://app.quotemedia.com/data/downloadFiling?webmasterId=101533&ref=318089253&type=PDF&symbol=DHR&cdn=2722ab988787177664762eca7e2f85c0&companyName=Danaher+Corporation&formType=10-K&dateFiled=2024-02-21>

ACCOUNTING POLICIES

The Annual Report of Danaher Medical ApS for 2023 has been presented in accordance with the provisions of the Danish Financial Statements Act for enterprises in reporting class C, medium-size enterprises.

The accounting policies used in the preparation of the financial statements are consistent with those last year.

INCOME STATEMENT

Net revenue

Net revenue consists of royalty income which is recognized at the time when the underlying transactions is carried out. The revenue is measured at fair value of the agreed consideration exclusive of VAT and taxes charged on behalf on third parties.

Other external expenses

Other external expenses include cost relating to administration of royalties, audit and accounting assistance.

Amortization

The item comprise amortization of intangible assets.

Financial income and expenses

Financial income and expenses include interest income and expenses, exchange rate adjustments from debt and transactions in foreign currencies, amortisation of financial assets and liabilities as well as charges and allowances under the tax-on-account scheme etc. Financial income and expenses are recognised in the income statement by the amounts that relate to the financial year.

Tax on profit for the year

The tax for the year, which consists of the current tax for the year and changes in deferred tax, is recognised in the income statement by the portion that may be attributed to the profit for the year, and is recognised directly in the equity by the portion that may be attributed to entries directly to the equity.

The Company is jointly taxed with affiliated Danish enterprises. The current Danish corporation tax is distributed between the jointly taxed Danish enterprises in proportion to their taxable income and with full ditribution with refund regarding taxable losses. The jointly taxed companies are included in the tax-on-account scheme.

ACCOUNTING POLICIES

BALANCE SHEET

Intangible fixed assets

Acquired intangible fixed assets are measured at cost less accumulated amortization over the expected useful life. The economic lifetime of the intangible assets which includes trademarks etc. is estimated to 20 years. The trademarks are globally registered on relevant markets without time limitations. The amortization period is set at 20 years as a fair estimate of the lifetime for these assets. The amortization method applied is progressive based on anticipated development in royalty revenues from the intangible fixed assets of the determined useful life.

The carrying amount of intangible fixed assets is subject to an annual analysis for indications of impairment other than the decrease in value reflected by amortisation. The impairment tests are conducted on individual assets or groups of assets when there is an indication that they may be impaired. Write-down is made to the recoverable amount if this is lower than the carrying amount.

The recoverable amount is the higher of an asset's net selling price and its value in use. The value in use is determined as the present value of the expected net income from the use of the asset or the group of assets and expected net cash flows from the disposal of the asset or the group of assets after the end of the useful life.

Receivables

Receivables are measured at amortised cost which usually correspond to nominal value. Writedown is made for bad debt losses when there is objective evidence that a receivable or a portfolio of receivables has been impaired. If there is an objective evidence that an individual receivable has been impaired, write-down is made on an individual basis.

Cash and cash equivalents

Cash and cash equivalents comprises cash balances and bank balances.

Balances in the group's cash pool scheme are not, due to the nature of the scheme, considered cash, but are recognised under "Receivables from group enterprises" or "Payables to group enterprises", as applicable.

Tax payable and deferred tax

Current tax liabilities and receivable current tax are recognised in the balance sheet as the calculated tax on the taxable income for the year, adjusted for tax on the taxable income for previous years and taxes paid on account.

Deferred tax is measured on the temporary differences between the carrying amount and the tax value of assets and liabilities.

Deferred tax assets, including the tax value of tax loss carry-forwards, are measured at the expected realisable value of the asset, either by set-off against tax on future earnings or by set-off against deferred tax liabilities within the same legal tax entity.

Deferred tax is measured on the basis of the tax rules and tax rates that under the legislation in force on the balance sheet date would be applicable when the deferred tax is expected to crystallise as current tax.

Liabilities

Liabilities are measured at amortised cost which usually correspond to nominal value.

ACCOUNTING POLICIES

Foreign currency translation

Transactions in foreign currencies are translated at the rate of exchange on the transaction date. Exchange differences arising between the rate on the transaction date and the rate on the payment date are recognised in the income statement as a financial income or expense.

Receivables, payables and other monetary items in foreign currencies that are not settled on the balance sheet date are translated at the exchange rate on the balance sheet date. The difference between the exchange rate on the balance sheet date and the exchange rate at the time of occurrence of the receivables or payables is recognised in the income statement as financial income or expenses.

CASH FLOW STATEMENT

With reference to Section 86(4) of the Danish Financial Statements Act, no cash flow statement is prepared for the Company, as its cash flows are reflected in the consolidated cash flow statement of the ultimate parent.










FS_DMA_2023 Final signed

Final Audit Report

2024-04-05

Created:	2024-04-05
By:	Lene de Blanck (lene.deblanck@radiometer.dk)
Status:	Signed
Transaction ID:	CBJCHBCAABAA022YiSDdBVb_nxJ0leTktQITanWq9oP6

"FS_DMA_2023 Final signed" History

-  Document created by Lene de Blanck (lene.deblanck@radiometer.dk)
2024-04-05 - 8:31:23 AM GMT- IP address: 165.225.194.178
-  Document emailed to Melanie Hammerschmidt-Broman (melanie.hammerschmidt-broman@radiometer.dk) for signature
2024-04-05 - 8:33:28 AM GMT
-  Email viewed by Melanie Hammerschmidt-Broman (melanie.hammerschmidt-broman@radiometer.dk)
2024-04-05 - 8:33:40 AM GMT- IP address: 165.225.194.150
-  Melanie Hammerschmidt-Broman (melanie.hammerschmidt-broman@radiometer.dk) authenticated with Adobe Acrobat Sign.
Challenge: The user opened the agreement.
2024-04-05 - 8:34:33 AM GMT
-  Melanie Hammerschmidt-Broman (melanie.hammerschmidt-broman@radiometer.dk) authenticated with Adobe Acrobat Sign.
Challenge: The user completed the signing ceremony.
2024-04-05 - 8:36:03 AM GMT
-  Document e-signed by Melanie Hammerschmidt-Broman (melanie.hammerschmidt-broman@radiometer.dk)
Signing reason: Approver
Signature Date: 2024-04-05 - 8:36:04 AM GMT - Time Source: server- IP address: 165.225.194.150
-  Document emailed to Benjamin Schulze Auster (benjamin.schulzeuster@radiometer.dk) for signature
2024-04-05 - 8:36:05 AM GMT
-  Email viewed by Benjamin Schulze Auster (benjamin.schulzeuster@radiometer.dk)
2024-04-05 - 8:56:09 AM GMT- IP address: 165.225.194.180
-  Benjamin Schulze Auster (benjamin.schulzeuster@radiometer.dk) authenticated with Adobe Acrobat Sign.
Challenge: The user opened the agreement.
2024-04-05 - 9:22:12 AM GMT

✔ Benjamin Schulze Auster (benjamin.schulzeuster@radiometer.dk) authenticated with Adobe Acrobat Sign.

Challenge: The user completed the signing ceremony.

2024-04-05 - 9:25:49 AM GMT

✔ Document e-signed by Benjamin Schulze Auster (benjamin.schulzeuster@radiometer.dk)

Signing reason: Approver

Signature Date: 2024-04-05 - 9:25:50 AM GMT - Time Source: server- IP address: 165.225.194.180

✔ Agreement completed.

2024-04-05 - 9:25:50 AM GMT