


# Lyngsoe Systems Holding A/S

Lyngsø Alle 3  
9600 Aars

CVR No. 25 65 69 46

## Annual report 2019

The annual report was presented and approved at the  
Company's annual general meeting  
on March 17th 2020  
  
chairman of the annual general meeting

## Contents

Statement by the Board of Directors and the Executive Board	2
Independent auditor's report	3
Management's review	6
Group chart	6
Financial highlights for the Group	7
Operating review	8
Consolidated financial statements and parent company financial statements 1 January – 31 December	22
Income statement	22
Balance sheet	23
Cash flow statement	26
Notes	27

## Statement by the Board of Directors and the Executive Board

The Board of Directors and the Executive Board have today discussed and approved the annual report of Lyngsoe Systems Holding A/S for the financial year 1 January – 31 December 2019.


The annual report has been prepared in accordance with the Danish Financial Statements Act.

In our opinion, the consolidated financial statements and the parent company financial statements give a true and fair view of the Group's and the Parent Company's assets, liabilities and financial position at 31 December 2019 and of the results of the Group's and the Parent Company's operations and consolidated cash flows for the financial year 1 January – 31 December 2019.

Further, in our opinion, the Management's review gives a fair review of the development in the Group's and the Parent Company's activities and financial matters, of the results for the year and of the Group's and the Parent Company's financial position.


We recommend that the annual report be approved at the annual general meeting.

Aars, 20 February 2020  
Executive Board:



Jens Villads  
Bjerregaard Thomsen  
CEO

Board of Directors:




Jørgen Bardenfleth  
Chairman




Rasmus P. B. Lokvig



Finn H. Mathiassen



Vilhelm  
Hahn-Petersen



Jesper Jarlbæk



Carsten N. Knudsen



## **Independent auditor's report**

### **To the shareholders of Lyngsoe Systems Holding A/S**

#### **Opinion**

We have audited the consolidated financial statements and the parent company financial statements of Lyngsoe Systems Holding A/S for the financial year 1 January – 31 December 2019 comprising income statement, balance sheet, statement of changes in equity and notes, including accounting policies, for the Group as well as for the Parent Company and a cash flow statement for the Group. The consolidated financial statements and parent company financial statements are prepared in accordance with the Danish Financial Statements Act.

In our opinion, the consolidated financial statements and the parent company financial statements give a true and fair view of the Group's and the Parent Company's assets, liabilities and financial position at 31 December 2019 and of the results of the Group's and the Parent Company's operations and consolidated cash flows for the financial year 1 January – 31 December 2019 in accordance with the Danish Financial Statements Act.

#### **Basis for opinion**

We conducted our audit in accordance with International Standards on Auditing (ISAs) and the additional requirements applicable in Denmark. Our responsibilities under those standards and requirements are further described in the "Auditor's responsibilities for the audit of the consolidated financial statements and the parent company financial statements" section of our report.

We are independent of the Group in accordance with the International Ethics Standards Board for Accountants' Code of Ethics for Professional Accountants (IESBA Code) and the additional requirements applicable in Denmark, and we have fulfilled our other ethical responsibilities in accordance with these rules and requirements.

We believe that the audit evidence we have obtained is sufficient and appropriate to provide a basis for our opinion.

#### **Emphasis of matter**

We draw attention to note 2 to the consolidated financial statements and parent company financial statements, which describes uncertainty related to the measurement of receivables. Our opinion is not modified in respect of this matter.

#### **Management's responsibility for the consolidated financial statements and the parent company financial statements**

Management is responsible for the preparation of consolidated financial statements and parent company financial statements that give a true and fair view in accordance with the Danish Financial Statements Act and for such internal control that Management determines is necessary to enable the preparation of consolidated financial statements and parent company financial statements that are free from material misstatement, whether due to fraud or error.



## Independent auditor's report

In preparing the consolidated financial statements and the parent company financial statements, Management is responsible for assessing the Group's and the Parent Company's ability to continue as a going concern, disclosing, as applicable, matters related to going concern and using the going concern basis of accounting in preparing the consolidated financial statements and the parent company financial statements unless Management either intends to liquidate the Group or the Company or to cease operations, or has no realistic alternative but to do so.

### Auditor's responsibilities for the audit of the consolidated financial statements and the parent company financial statements

Our objectives are to obtain reasonable assurance as to whether the consolidated financial statements and the parent company financial statements as a whole are free from material misstatement, whether due to fraud or error, and to issue an auditor's report that includes our opinion. Reasonable assurance is a high level of assurance but is not a guarantee that an audit conducted in accordance with ISAs and the additional requirements in Denmark will always detect a material misstatement when it exists. Misstatements may arise from fraud or error and are considered material if, individually or in the aggregate, they could reasonably be expected to influence the economic decisions of financial statement users made on the basis of these consolidated financial statements and parent company financial statements.

As part of an audit conducted in accordance with ISAs and the additional requirements applicable in Denmark, we exercise professional judgement and maintain professional scepticism throughout the audit. We also

- identify and assess the risks of material misstatement of the consolidated financial statements and the parent company financial statements, whether due to fraud or error, design and perform audit procedures responsive to those risks, and obtain audit evidence that is sufficient and appropriate to provide a basis for our opinion. The risk of not detecting a material misstatement resulting from fraud is higher than for one resulting from error as fraud may involve collusion, forgery, intentional omissions, misrepresentations or the override of internal control.
- obtain an understanding of internal control relevant to the audit in order to design audit procedures that are appropriate in the circumstances, but not for the purpose of expressing an opinion on the effectiveness of the Group's and the Parent Company's internal control.
- evaluate the appropriateness of accounting policies used and the reasonableness of accounting estimates and related disclosures made by Management.
- conclude on the appropriateness of Management's use of the going concern basis of accounting in preparing the consolidated financial statements and the parent company financial statements and, based on the audit evidence obtained, whether a material uncertainty exists related to events or conditions that may cast significant doubt on the Group's and the Parent Company's ability to continue as a going concern. If we conclude that a material uncertainty exists, we are required to draw attention in our auditor's report to the related disclosures in the consolidated financial statements and the parent company financial statements or, if such disclosures are inadequate, to modify our opinion. Our conclusions are based on the audit evidence obtained up to the date of our auditor's report. However, future events or conditions may cause the Group and the Company to cease to continue as a going concern.
- evaluate the overall presentation, structure and contents of the consolidated financial statements and the parent company financial statements, including the disclosures, and whether the consolidated financial statements and the parent company financial statements represent the underlying transactions and events in a manner that gives a true and fair view.
- obtain sufficient appropriate audit evidence regarding the financial information of the entities or business activities within the Group to express an opinion on the consolidated financial statements. We are responsible for the direction, supervision and performance of the group audit. We remain solely responsible for our audit opinion.



## Independent auditor's report

We communicate with those charged with governance regarding, among other matters, the planned scope and timing of the audit and significant audit findings, including any significant deficiencies in internal control that we identify during our audit.

### Statement on the Management's review

Management is responsible for the Management's review.

Our opinion on the consolidated financial statements and the parent company financial statements does not cover the Management's review, and we do not express any form of assurance conclusion thereon.

In connection with our audit of the consolidated financial statements and the parent company financial statements, our responsibility is to read the Management's review and, in doing so, consider whether the Management's review is materially inconsistent with the consolidated financial statements or the parent company financial statements or our knowledge obtained during the audit, or otherwise appears to be materially misstated.

Moreover, it is our responsibility to consider whether the Management's review provides the information required under the Danish Financial Statements Act.

## Independent auditor's report

Based on the work we have performed, we conclude that the Management's review is in accordance with the consolidated financial statements and the parent company financial statements and has been prepared in accordance with the requirements of the Danish Financial Statement Act. We did not identify any material misstatement of the Management's review.

Aalborg, 20 February 2020

**KPMG**

Statsautoriseret Revisionspartnerselskab

CVR no. 25 57 81 98

Henrik O. Larsen  
State Authorised  
Public Accountant  
mne15839

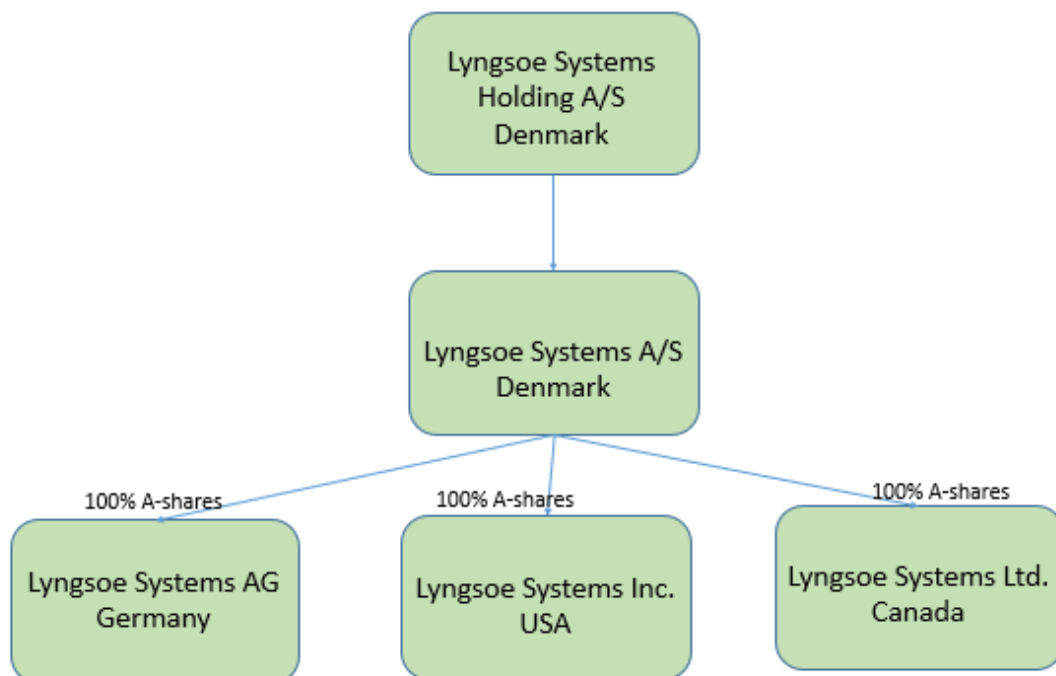
Steffen S. Hansen  
State Authorised  
Public Accountant  
mpe32737

## Management's review

### Group chart

Lyngsoe Systems Holding A/S (previously CC Track Holding A/S) was established on 19 December 2013 by the private equity fund CataCap, who is the majority shareholder. On 10 March 2014, Lyngsoe Systems Holding acquired 100% of the shares of the Lyngsoe Systems Group.

The Group's legal structure at 31 December 2019 was as follows:



## Management's review

### Financial highlights for the Group

DKK'000	2019	2018	2017	2016	2015
<b>Main metrics:</b>					
Revenue	270,779	269,476	260,102	286,674	259,603
Gross profit	143,966	145,111	155,095	157,472	145,206
EBITDA before special items*	30,097	28,038	28,066	28,426	23,106
EBITA before special items*	28,095	26,571	26,211	26,717	16,845
Net cash flows	8,396	-7,523	11,735	104	-1,654
<b>Other metrics:</b>					
EBITDA	25,669	23,899	25,224	25,402	15,423
Operating profit	10,787	11,736	14,237	14,833	4,568
Earnings before tax	10,311	12,253	9,801	12,895	5,145
<b>Profit for the year</b>	<b>6,268</b>	<b>8,884</b>	<b>5,668</b>	<b>8,824</b>	<b>3,842</b>
Fixed assets	117,569	121,240	120,089	118,242	122,013
Current assets	142,956	131,455	117,653	136,656	115,231
<b>Total assets</b>	<b>260,525</b>	<b>252,695</b>	<b>237,742</b>	<b>254,898</b>	<b>237,244</b>
<b>Equity</b>	<b>113,680</b>	<b>106,316</b>	<b>97,882</b>	<b>93,781</b>	<b>84,188</b>
Provisions	23,623	21,425	19,634	17,810	15,513
Non-current liabilities other than provisions	11,654	12,555	13,197	17,982	18,777
Current liabilities other than provisions	111,568	112,399	107,029	125,325	118,766
Net working capital	29,574	26,316	16,083	28,745	13,765
Net interest-bearing debt	21,173	30,759	27,792	48,329	49,109
Net cash flows	8,396	-7,523	11,735	104	-1,654
Portion relating to investments in property, plant and equipment	604	1,126	1,771	1,017	445
Return on invested capital	7.3%	16.9%	22.0%	24.8%	9.2%
Solvency ratio	43.6%	42.1%	41.2%	36.8%	35.5%
Return on equity	5.7%	8.7%	5.9%	9.9%	4.7%
<b>Average number of full-time employees</b>	<b>177</b>	<b>186</b>	<b>198</b>	<b>189</b>	<b>189</b>

\*EBITDA before special items is adjusted for one-off (non-recurring) items of an exceptional or extraordinary nature.

Financial ratios are calculated in accordance with the guidelines "Recommendations & Ratios" issued by the Danish Society of Financial Analysts. The financial ratios have been calculated as follows:

Return on invested capital	$\frac{\text{Operating profit} \times 100}{\text{Average invested capital}}$
Invested capital	Operational intangible assets and property, plant and equipment as well as net working capital
Solvency ratio	$\frac{\text{Equity ex. non-controlling interests at year end} \times 100}{\text{Total equity and liabilities at year end}}$
Return on equity	$\frac{\text{Profit from ordinary activities after tax} \times 100}{\text{Average equity}}$



## Management's review

### Operating review

#### Group Philosophy

Lyngsoe Systems has been a world leader in the field of cutting-edge electronic logistics control for more than 40 years and is leading within the Radio Frequency Identification (RFID) technology. We are renowned for innovation, out-of-the-box thinking and the ability to put ideas into practice combining our capabilities with off-the-shelf components.

The Lyngsoe Systems value proposition is to offer best in class logistical solutions across the customer supply chain, offering real-time visibility, traceability and data capture to increase customer revenues, reduce OPEX and ensure quality throughout the value chain.

Lyngsoe Systems has developed software solutions to help optimize transport logistics for postal and parcel operators and library purchase and distribution optimization solutions for the benefit of our customers and the environment.

With a proven track record of more than 5,000 installations in more than 60 countries, the Lyngsoe Systems team can demonstrate extensive experience in customer logistics knowledge, solution design, software development, integration, service and maintenance. In addition, we offer complete project management and consultancy services in any local, regional or even global setting.

More information can be found on the Group's website at [www.lyngsoesystems.com](http://www.lyngsoesystems.com).

#### Main Activities of the Group

The Lyngsoe Systems Group focuses primarily on the following market segments:

- Postal & Logistics
- Library
- Airports & Airlines
- Healthcare
- Manufacturing and Supply Chain

#### *Postal & Logistics Solutions*

Lyngsoe Postal & Logistics supports more than 50 postal operators around the world being successful in transforming their business to match current and future demands. We address the needed support and integration with e-tailers both domestic and cross border. We provide solutions for capacity management and Transportation Optimization within Postal & Logistic businesses through efficient data capture on our Lyngsoe Live Logistic platform (Real Time Location System) and dedicated software applications utilising this data to enable the postal operators to optimise their business.

We develop and maintain control systems for automatic registration, handling and sorting systems and other mechanical solutions.

## Management's review

### Operating review

#### *Library Solutions*

Lyngsoe Library improves patron service and library efficiency by automating material handling of libraries globally by means of sortation, advanced self-service and intelligent material management systems (IMMS). By using Lyngsoe systems, heavy and/or time-consuming processes are automated enabling library staff to accomplish more patron-oriented tasks while improving the physical work environment at a reduced operating cost. From the largest institutional libraries to the smallest branches, Lyngsoe provides complete library automation solutions to meet the specific needs and requirements of the most modern way of operating today's libraries in a constantly changing educational and cultural environment.

#### *Airports & Airlines Solutions*

Lyngsoe's portfolio of RFID readers and the Lyngsoe Live Logistics platform allow Airlines and Airports to improve the baggage handling performance by enhancing visibility and traceability through the baggage flow from check-in to claim belt. This enables airports and airlines to achieve substantial cost savings by reducing manual and labour-intensive scanning as well as reducing turn-around time for flights at the gate. Just as important, it enables airlines to cut down the number of lost baggage items and hence increase traveller's satisfaction.

We develop and maintain control systems for automatic baggage handling and sorting systems and other mechanical solutions.

#### *Healthcare Solutions*

Lyngsoe's Healthcare solutions provide for RFID and IOT based real time tracking of objects such as beds, medical devices as well as medicines and personnel. This enables hospitals to optimise logistics flows reducing valuable time for the staff, increase utilisation of resources and increase safety for patients.

#### *Manufacturing and Supply Chain Solutions*

Lyngsoe's Manufacturing and Supply Chain Solutions entail a broad variety of pallet, conveyor and sorter control systems, which allow customers and partners to take advantage of Lyngsoe's differentiating data capture technology. The solutions support mission-critical systems, reduce complexity, optimise performance and reduce costs. In the food industry, we provide for full traceability of products including temperature monitoring.

## Management's review

### Operating review

#### Group Structure

The Group is structured as a matrix organization, the business units, including Marketing, constituting one dimension, Development/Delivery and Service, including Shared Services as a support function, constituting the other dimension.

Lyngsoe Systems A/S has three active subsidiaries which are situated in Frederick, Maryland, USA; Toronto, Canada; and Hamburg, Germany.

The purpose of the USA subsidiary is to sell and support our solutions in the North American continent. The company has established all necessary functions: sales, project execution, service and support. The majority of the solutions are delivered from Lyngsoe Systems A/S in Denmark.

The Canadian subsidiary works in the field of RFID technology delivering high quality products, development and expertise. Besides that, the company supports our sales activities in the North American continent.

The German subsidiary serve the German market for library systems.

#### *Acquisition of the Company by the Danish Private Equity Fund, CataCap*

In March 2014, Lyngsoe Systems Holding A/S and all affiliated subsidiaries, including Lyngsoe Systems A/S, were acquired by CC Track Holding A/S, now Lyngsoe Systems Holding A/S (Parent Company).

The Company is controlled by the Private Equity Fund, CataCap. The voting shares are distributed with 80% to CataCap, 14% to a majority of the ceding company and 6% to the group management.

CataCap is a member of DVCA (Danish Venture Capital and Private Equity Association). The company and the Group behind it strive to fulfil the guidelines issues by DVCA, even if at present the Group does not qualify as a large class C-company. More information about DVCA is found on <http://dvca.dk>.

## Management's review

### Operating review

#### Development in Activities and Finance during 2019

During 2019, the Company continued product development activities at a high level, see the section "Product Development", while at the same time continuing to keep a high focus on customers in our markets and improving efficient execution.

Consolidated Revenue was DKK 270.8 million (2018: DKK 269.5 million). Revenue was especially driven by higher Revenue from sales of standard products within Library and Post & Logistics.

Gross profit was DKK 143.9 million (2018: DKK 145.1 million). EBITDA normalised for one-off items totalling DKK 4.4 million (2018: DKK 4.1 million) amounted to DKK 30.1 million (2018: DKK 28.0 million). The increase was driven by increased efficiency and scale advantages due to more standard products deliveries.

EBITDA became DKK 25.7 million (2018: DKK 23.9 million). After depreciation and amortisation, consolidated operating profit was DKK 10.8 million (2018: DKK 11.7 million).

Financial items, net, became DKK -0.5 million, (2018: DKK 0.5 million).

The consolidated profit for the year was DKK 6.3 million (2018: DKK 8.9 million). This decreased compared to 2018 due to higher depreciations and lower result for net financial items.

Cash flow from operating activities amounted to DKK 20.4 million (2018: DKK 10.8 million). The increase was due to better cash flow from operations before NWC changes and a better development in NWC compared to 2018.

The average number of FTEs during 2019 was 177 (2018: 186). The number of average FTEs employed in Denmark was 135 (2018: 146).

After investments totalling DKK 11.2 million (2018: DKK 13.5 million) and net repayment of loans by DKK 0.8 million (2018: DKK 5.0 million), total cash flows stood at DKK 8.4 million (2018: DKK -7.5 million).

Net Interest-Bearing Debt (NIBD) end of 2019 amounted to DKK 21.2 million, versus DKK 30.7 million at 31 December 2018.

Solvency ratio represented 43.6%, compared to 42.1% at 31 December 2018.

#### Uncertainty regarding Measurement of Receivables

As of 31 December 2019, the Company has overdue receivables totalling net DKK 33 million (unchanged from 2018) related to a project. There is uncertainty related to the recoverability of the receivables, as the contract partner has not fulfilled its payment obligation, resulting in the Company taking legal action. Further court sessions took place during 2019, but without a final ruling yet. The Company assesses that the recognised receivables are still fairly measured and realisable and expects the court decision to be in favour of the Company. Further, the Company's lawyers support the assertion that the claim is well-founded.

#### Outlook

Lyngsoe Systems continues to monitor the market possibilities of optimising our customers transport and material usage needs to help them realize savings in cost, energy and resource usage and achieve the SDG goals 12 and 13.

In 2020, focus will be on delivering and selling more standard products within Library, Post & Logistics and Airlines & Airport, and thereby continuing the development we have seen in 2019, which is in line with the Companies' strategy. Lyngsoe Systems will in 2020 continue to invest in selected markets, product and organizational development.

**Lyngsoe Systems Holding A/S**  
Annual report 2019

Management expects higher Revenue and EBITDA in 2020 compared with 2019.

## Management's review

### Operating review

#### Product Development

The Group has maintained product development at a high level in 2019.

In 2019, we have integrated Lyngsoe Systems' unique software product IMMS (Intelligent Material Management Systems) with Sierra library system, one of the leading library systems in North America and Europe, thereby providing a global market for IMMS. In 2019, we have seen increasing interest in and demand for IMMS and have signed new contracts in North America and Europe.

Due to the decision by IATA to mandate RFID to be integrated in airline baggage tags, the Airline industry is showing an increasing interest in implementing RFID baggage handling solutions. To ensure that Lyngsoe Systems also in the years to come will be a market leader within RFID solutions to the Airline industry, Lyngsoe Systems has in 2019 strengthened the Company's product portfolio even further. The latest development has been developing Lyngsoe Live Logistic platform for the Airline industry. Lyngsoe Systems has also been awarded further patents including one for Lyngsoe Conveyor Reader™.

Incurred costs for our own internal development are recorded in the annual accounts with due consideration to the expected future economic return on investment.

#### Corporate Social Responsibility

Lyngsoe Systems' definition of corporate social sustainability is the creation of social, environmental, and economic value for both short-term and long-term business success and responsible global development. In line with this definition, we aim to align our sustainability strategy with our corporate strategy.

This means that we are working to embed sustainability into our business practice, our solutions, our operations, and our social investment. Lyngsoe Systems believes that by conducting sustainable and social responsible business, we can benefit partners, employees, shareholders and society.

In short, we are working to embed sustainability into all our business.

The Group has drawn up a corporate social responsibility policy. The CSR report can be found on <https://lyngsoesystems.com/corporate-social-responsibility>

We are working with the 17 Sustainable Development Goals (SDG), and the Ten Principles of the United Nations Global Compact are the drivers of Lyngsoe Systems CSR policy. As an example of how Lyngsoe Systems works with SDG; the targets for SDG 4 cover the need for access to university level education, vocational training, and entrepreneurship skills. This SDG targets a substantial increase in the number of people who have relevant skills, including technical and vocational skills, for employment, decent jobs and entrepreneurship and is assessed by the proportion of individuals with ICT competencies.

Lyngsoe Systems work to increase the number of people with relevant, technical and vocational skills. At Lyngsoe Systems, we cooperate with universities and university students to bridge the gap between universities and businesses. Student-worker programs, as well as Master-thesis programs, are a part of our culture. Through these co-operations, we seek to develop not only new and more sustainable solutions, but also to create possibilities for students to gain valuable working knowledge and experience.

## Management's review

### Operating review

#### *Employees*

The Lyngsoe Systems Group is a distinctly knowledge-based company. We have succeeded in the continued development and growth by attracting and retaining competent and highly educated talents, including engineers with experience in developing advanced software solutions.

We continuously allocate considerable resources for process improvements aiming at increasing quality and efficiency. We invest considerable amounts in methods, processes as well as education and upskilling of our employees. Thus, it is one of the goals of the Group to be and remain an attractive employer. During 2019, we conducted our annual Employee Satisfaction Survey, and we initiated Lyngsoe United to ensure that Lyngsoe Systems keeps and improves our attractiveness as employer, and that we ensure the best possible teamwork in the Company.

We recognise that our employees have made a great effort and acted with flexibility when required, and this underlines the strength of the working environment. We remain thankful for this.

#### *Human and Labour Rights*

The Group recognises the international human and labour rights such as the right to education and the freedom of speech and secures that no discrimination based on race, religion or political opinion takes place. Management is not aware of any violation of the policy during 2019.

#### *Environment*

The Group recognises the need for maintaining a sustainable environment and is committed to obey and follow local environment laws and regulations of the countries in which we operate. Management is not aware of any violation of the environment laws and regulations during 2019.

#### *Anti-corruption*

The Group recognises the need to ensure that we act according to high ethical standards and clearly forbid the participation in any kind of bribery or facility payments – both directly and indirectly. Furthermore, we provide guidance to employees on how to react if and when offered extraordinary gifts. Management is not aware of any violation of the anti-corruption policy during 2019.

#### *Security*

In addition to the Sustainable Development Goals, Lyngsoe Systems has a keen focus on IT safety and security, which is part of being socially responsible when delivering IT based solutions for logistic improvements.

With the EU General Data Protection Regulation (GDPR) coming into effect from 25 May 2018, IT security and “personal data” is very much at a focus both at Lyngsoe Systems and our customers, and with more than 30 years operating on the global market, it is important for us to work proactively with the security within our solutions.

### Corporate Governance

Our Board and Executive Management constantly monitor the management structure and control systems of the Company and the Group to ensure that they are appropriate and well-functioning.

## Management's review

### Operating review

The tasks of Management are based on the Danish Companies Act (selskabsloven), the Danish Financial Statements Act (årsregnskabsloven), the articles of association and the rules of procedure of the Board including guidelines for executive management. Further, the Group and the Company are, due to their status as a company partly owned by a Private Equity Fund, also subject to DVCA's code (the Danish Venture Capital Association) for responsible ownership and good corporate management. Based on this, a set of internal procedures have been developed and are continuously updated in order to ensure active, safe and profitable governance.

### Particular Risks

The Company, Board and Executive Management have a continuing dialogue about important circumstances in the Company and the Group, one element being risks with a potentially large influence on the Company. In the following, we state the important and identified risks that are being discussed and the corresponding mitigating measures initiated in the various areas.

#### *Market Risk*

The most important business related risk for the Company and the Group is still the ability to consistently and continuously deliver good service and produce high quality at competitive prices in the served markets. Partnerships are an integral part in accessing our customers and markets, and we strive to nurture these relations. Our high-end technological capabilities ensure solutions for our competitiveness, and we continuously monitor new technologies to maintain a state-of-the art value offering for our customers.

#### *Product Risk*

The Company continues to produce to order in the field of customized, high technology logistics solutions, however, we remain committed to developing more module-based solutions to be offered to a wider audience regarding both customers and markets. In 2019, we saw a higher share of sales from "off-the-shelf" standard products such as standard Library equipment and Lyngsoe RTLS RFID Portal™. This development towards a higher share of "off-the-shelf" products will be pursued also in 2020.

#### *Credit Risk*

The Company's credit risks relate to trade receivables included in the balance sheet. The Company has a majority of customers with a public background and as such the risk is deemed small. Currently, the Company has one large customer who is being monitored carefully by Management as the parties in late 2017 became involved in a legal suit. The dispute is further described in note 2 to the consolidated financial statements and parent company financial statements, to which reference is made.

The Company's credit risk policy involves assessing credit worthiness of all major customers and business partners. This is done on a regular basis.

#### *IT Risk*

We offer our customers hosting and monitoring services and accordingly, high levels of IT security are paramount, and we continuously ensure that policies and practises provide assurance for this. The Company has established an IT Security Board to oversee that standards are maintained to reduce IT risks to an acceptable level. The IT security board updated continuously over the year the Board of Directors about the current risk scenario and ongoing initiatives to minimize risk. The Company has taken out relevant insurance to mitigate the impact of hacking, etc.



## Management's review

### Operating review

#### *Sourcing Risk*

The Company sources hardware from different suppliers, and we are continuously screening the market for alternative suppliers in order to secure independence and competitive purchasing prices. During 2019, we also focused on securing that secondary suppliers are available for our main product lines.

#### *Financial Risk*

The Board and the Executive Management regularly evaluate whether the capital structure of the Company and the Group is in accordance with our overall targets and supports long term sustainable economic growth.

The Company is financed through its own capital with a solvency of over 40% at group level, as well as mortgage loans, overdraft facility, supplier credit, etc. Duration and interest risk are evaluated as appropriate for the Company and the Group. At the balance sheet date, net interest-bearing debt was DKK 21.2 million (2018: DKK 30.7 million), which is deemed to be an appropriate level in relation to the total balance (capital structure).

Foreign exchange and credit risks relating to commercial activities are either hedged or considered to be at an appropriately low level. Speculative foreign exchange transactions are not undertaken. The Company's activities are primarily carried out in the USA where currency risks are partly matched by sourcing hardware denominated in USD and in Europe where foreign exchange risks are evaluated at a low level.

#### **Events after the Balance Sheet Date**

No events have occurred after the balance sheet date to this date that would influence the assessment and evaluation of this annual report in any substantial way.

## Management's review

### Operating review

The executive manager (CEO) is Mr. Villads B. Thomsen. He owns 1.7% of Lyngsoe Systems Holding A/S. He is also CEO in Lyngsoe Systems A/S and all foreign subsidiaries. Besides that, he is CEO in JVBT ApS and board member in Pascal A/S.

The composition of the Board is as follows:

Mr. Jørgen Bardenfleth, Chairman,  
Mr. Rasmus Lokvig, Deputy Chairman  
Mr. Vilhelm Hahn-Petersen  
Mr. Finn H. Mathiassen,  
Mr. Jesper Jarlbæk,  
Mr. Carsten N. Knudsen

The Board members hold the following positions:

Except for Mr. Rasmus Lokvig, who became member of the Board in November 2015 and deputy Chairman in March 2016, all others have been members since March 2014 when CataCap took over control of ownership.

#### Jørgen Bardenfleth

##### **Chairman**

LYNGSOE SYSTEMS HOLDING  
A/S and Group companies

SYMBION A/S

COBIS A/S

DUBEX A/S

MUGATO LICENSING ApS

##### **Deputy Chairman**

SYMBION FONDEN

BLOXHUB

SCANDION ONCOLOGY A/S

##### **Board member**

LANGUAGEWIRE HOLDING A/S and Group  
companies

VALCON A/S

MINERVA GROUP A/S and Group companies

VALLØ STIFT

BIZBRAINS A/S

CN3 HOLDING ApS and Group companies

ACCELERACE MANAGEMENT A/S

COPENHAGEN CAPACITY

JUMPSTORY ApS

SWIPX HOLDING ApS

## Management's review

### Operating review

<b>Chairman</b>	<b><u>Rasmus Philip Buhl Lokvig</u></b>	<b>Board member/CEO</b>
	<b>Deputy Chairman</b>	
	LYNGSOE SYSTEMS HOLDING A/S and Group companies	CATACAP MANAGEMENT A/S
	DANAWEB A/S and Group companies	MNGT4 RL ApS
	Optimeo A/S	CATACAP GENERAL PARTNER I ApS and CataCap General Partner II ApS
	Languagewire Holding A/S + Group companies	CC II Management Invest 2017 GP ApS
	CC Globe Holding I ApS and CC Globe Holding II A/S	LW ManCo ApS
		CC Fly Invest ApS
		CC Globe Invest ApS
		Rekom Group A/S and Group companies
		CC SKY Invest ApS
		CC Fly Holding I ApS and CC Fly Holding II A/S

## Management's review

### Operating review

	<u>Vilhelm Hahn-Petersen</u>	
<b>Chairman</b>	<b>Deputy Chairman</b>	<b>Board member/CEO</b>
CC Green Wall Invest ApS	Rekom Group A/S	LYNGSOE SYSTEMS HOLDING A/S and Group companies
CC Lingo Invest ApS	CASA A/S	MYCO ApS
	MobyLife Holding A/S + Group companies	CATACAP OP ApS
	CC OSCAR HOLDING I A/S	CataCap General Partner II ApS
	CC Fly Holding I ApS and CC Fly Holding II A/S	CC ORANGE INVEST ApS
		CATACAP DM ApS
		MobyLife DM ApS
		CASA ManCo ApS
		CC II Management Invest 2017 GP ApS
		LW ManCo ApS
		CataCap DM II ApS
		CC Fly Invest ApS
		Rekom ManCo ApS
		TPA Green ManCo ApS
		CC Globe Invest ApS
		TP AEROSPACE HOLDING A/S
		CC EXPLORER INVEST ApS
		CATACAP MANAGEMENT A/S
		CC ORANGE INVEST ApS
		CC TOOL INVEST ApS
		G.S.V. Holding A/S and Group companies
		CC Oscar Invest ApS
		TPA Holding I A/S and TPA Holding II A/S

## Management's review

### Operating review

	<u>Finn H. Mathiasen</u>	
Chairman	Deputy Chairman	Board member/CEO
JUTLANDER BANK A/S		OASEN ApS
EKSEKVER ApS		OASEN BYG ApS
INSOFT EKSEKVER ApS		ØGAARD A/S
		LYNGSOE SYSTEMS HOLDING A/S and Group Companies
	<u>Jesper Jarlbæk</u>	
Chairman	Deputy Chairman	Board member/CEO
MATERIEL UDLEJNING HOLDING ApS and Group companies		LYNGSOE SYSTEMS HOLDING A/S and Group companies
GROUPCARE HOLDING A/S + Group companies		EARLBROOK HOLDINGS LTD. A/S and Group companies
A-SOLUTIONS A/S and Group companies		BUSINESS ANGELS FOND - LONDON I-III A/S
BORTFORPAGTNINGSSELSKABET BASICO A/S and Group companies		SMARTSHARE SYSTEMS A/S
Bookboon ApS and Group companies		POLARIS III INVEST FONDEN
able Aps		Berlin Invest 2017 ApS
CATACAP MANAGEMENT A/S		BANG & OLUFSEN A/S
FALCON FONDSMÆGLERSELSKAB A/S		
Happy Helper A/S		

## Management's review

### Operating review

	<u>Carsten N. Knudsen</u>	
Chairman	Deputy Chairman	Board member/CEO
G.S.V. Holding A/S and Group Companies	GLUNZ & JENSEN HOLDING A/S	LYNGSOE SYSTEMS HOLDING A/S and Group Companies SØGAARDEN-SJÆLSØ ApS
Dane TopCo ApS		SØGAARDEN-SJÆLSØ ApS
Tresu Group Holding A/S and Group companies		STIBO HOLDING A/S and Group Companies
		Languagewire Holding A/S and Group companies
		STIBO-FONDEN
		EG A/S

### Treasury shares

Treasury shares are specified as follows:

	Number	Nom. DKK'000	% of contributed capital
Acquired treasury shares in the financial year (class B)	0	0	0%
Treasury shares sold in the financial year	0	0	0%
Treasury shares at 31 December 2019	14,566	15	1.2%
DKK'000			2018
Total acquisition cost			356
Total sales price			0

The treasury shares have been acquired from a former employee.

## Consolidated financial statements and parent company financial statements 1 January – 31 December

### Income statement

DKK'000	Note	Group		Parent Company	
		2019	2018	2019	2018
<b>Revenue</b>		270,779	269,476	0	0
Direct costs		-86,723	-86,170	0	0
External costs		-40,090	-38,195	-115	-260
<b>Gross profit/loss</b>		143,966	145,111	-115	-260
Staff costs	3	-118,297	-121,212	0	0
Amortisation of intangible assets		-12,880	-10,696	0	0
Depreciation of property, plant and equipment		-2,002	-1,467	0	0
<b>Operating profit/loss</b>		10,787	11,736	-115	-260
Other financial income		2,202	2,019	0	0
Other financial expenses	4	-2,678	-1,502	-331	-331
<b>Profit/loss before tax</b>		10,311	12,253	-446	-591
Tax on profit/loss for the year	5	-4,043	-3,369	98	98
<b>Profit/loss for the year</b>	6	6,268	8,884	-348	-493

## Consolidated financial statements and parent company financial statements 1 January – 31 December

### Balance sheet

DKK'000	Note	Group		Parent Company	
		2019	2018	2019	2018
<b>ASSETS</b>					
<b>Fixed assets</b>					
<b>Intangible assets</b>					
	7				
Goodwill		65,408	70,001	0	0
Development projects		33,782	31,462	0	0
		<u>99,190</u>	<u>101,463</u>	<u>0</u>	<u>0</u>
<b>Property, plant and equipment</b>					
	8				
Land and buildings		16,551	17,299	0	0
Fixtures and fittings, tools and equipment		1,828	2,478	0	0
		<u>18,379</u>	<u>19,777</u>	<u>0</u>	<u>0</u>
<b>Investments</b>					
Investments in subsidiaries	9	0	0	89,979	89,979
<b>Total fixed assets</b>		<u>117,569</u>	<u>121,240</u>	<u>89,979</u>	<u>89,979</u>
<b>Current assets</b>					
<b>Inventories</b>					
Raw materials and consumables		10,465	8,222	0	0
		<u>10,465</u>	<u>8,222</u>	<u>0</u>	<u>0</u>
<b>Receivables</b>					
Trade receivables		103,454	100,021	0	0
Contract work in progress	10	20,180	13,134	0	0
Other receivables		2,319	2,608	0	0
Tax receivable		433	519	0	0
Tax assets	11	3,746	4,101	570	471
		<u>130,132</u>	<u>120,383</u>	<u>570</u>	<u>471</u>
<b>Cash at bank and in hand</b>		<u>2,359</u>	<u>2,850</u>	<u>2</u>	<u>1</u>
<b>Total current assets</b>		<u>142,956</u>	<u>131,455</u>	<u>572</u>	<u>472</u>
<b>TOTAL ASSETS</b>		<u>260,525</u>	<u>252,695</u>	<u>90,551</u>	<u>90,451</u>



## Consolidated financial statements and parent company financial statements 1 January – 31 December

### Balance sheet

DKK'000	Note	Group		Parent Company	
		2019	2018	2019	2018
<b>EQUITY AND LIABILITIES</b>					
<b>Equity</b>					
Share capital	12	1,210	1,210	1,210	1,210
Retained earnings		112,470	105,106	75,491	75,839
<b>Total equity</b>		<b>113,680</b>	<b>106,316</b>	<b>76,701</b>	<b>77,049</b>
<b>Provisions</b>					
Provisions for deferred tax	11	15,824	14,803	0	0
Warranty provisions		7,799	6,622	0	0
<b>Total provisions</b>		<b>23,623</b>	<b>21,425</b>	<b>0</b>	<b>0</b>
<b>Liabilities other than provisions</b>					
<b>Non-current liabilities other than provisions</b>					
Mortgage credit institutions	13	11,389	12,181	0	0
Lease commitments		265	374	0	0
		11,654	12,555	0	0
<b>Current liabilities other than provisions</b>					
Current portion of non-current liabilities	13	1,089	1,017	0	0
Bank loans and overdrafts		11,054	20,036	0	0
Payables to group entities		133	133	13,838	13,286
Prepayments received from customers		28,940	21,591	0	0
Trade payables		27,126	24,860	0	0
Corporation tax		379	299	0	0
Other payables		24,810	24,651	12	116
Deferred income	14	18,037	19,812	0	0
		111,568	112,399	13,850	13,402
<b>Total liabilities other than provisions</b>		<b>123,222</b>	<b>124,954</b>	<b>13,850</b>	<b>13,402</b>
<b>TOTAL EQUITY AND LIABILITIES</b>		<b>260,525</b>	<b>252,695</b>	<b>90,551</b>	<b>90,451</b>
<b>Uncertainty regarding measurement of receivables</b>					
	2				
<b>Contractual obligations, contingencies, etc.</b>					
	16				
<b>Related party disclosures</b>					
	17				
<b>Events after the balance sheet date</b>					
	18				

## Consolidated financial statements and parent company financial statements 1 January – 31 December

### Statement of changes in equity

DKK'000	Parent Company		
	Share capital	Retained earnings	Total equity
<b>Equity at 1 January 2019</b>	1,210	75,839	77,049
Share capital increase	0	0	0
Acquisition of treasury shares	0	0	0
Transferred over the profit appropriation/distribution of loss	0	-348	-348
<b>Equity at 31 December 2019</b>	<b>1,210</b>	<b>75,491</b>	<b>76,701</b>

DKK'000	Consolidated		
	Share capital	Retained earnings	Total equity
<b>Equity at 1 January 2019</b>	1,210	105,106	106,316
Transferred over the profit appropriation/distribution of loss	0	6,268	6,268
Exchange rate adjustment, foreign subsidiaries	0	1,096	1,096
<b>Equity at 31 December 2019</b>	<b>1,210</b>	<b>112,470</b>	<b>113,680</b>

## Consolidated financial statements and parent company financial statements 1 January – 31 December

### Cash flow statement

DKK'000	Note	Group	
		2019	2018
Profit for the year		6,268	8,884
Amortisation and depreciation		14,882	12,163
Financial income and expenses, net		476	-517
Tax on profit for the year		4,043	3,369
Cash generated from operations before changes in working capital		25,669	23,899
Changes in working capital	14	-2,256	-10,232
Cash generated from operations		23,413	13,667
Interest income		2,202	2,019
Interest expense		-2,678	-1,502
Corporation tax paid		-2,502	-3,384
<b>Cash flows from operating activities</b>		<b>20,435</b>	<b>10,800</b>
Capitalisation of development costs		-10,606	-12,429
Acquisition of property, plant and equipment		-604	-1,124
Disposals of property, plant and equipment		0	240
<b>Cash flows from investing activities</b>		<b>-11,210</b>	<b>-13,313</b>
Repayment of mortgage debt		-829	-654
Repayment of long-term debt		0	-4,000
Acquisition of treasury shares		0	-356
<b>Cash flows from financing activities</b>		<b>-829</b>	<b>-5,010</b>
<b>Cash flows for the year</b>		<b>8,396</b>	<b>-7,523</b>
Cash and cash equivalents at the beginning of the year		-17,184	-9,566
Exchange rate regulations at the beginning of the year		93	-95
<b>Cash and cash equivalents at year end</b>		<b>-8,695</b>	<b>-17,184</b>

## Consolidated financial statements and parent company financial statements 1 January – 31 December

### Notes

#### 1 Accounting policies

The annual report of Lyngsoe Systems Holding A/S for 2019 has been presented in accordance with the provisions applying to reporting class C medium-sized entities under the Danish Financial Statements Act.

The accounting policies used in the preparation of the financial statements are consistent with those of last year.

#### Consolidated financial statements

The consolidated financial statements comprise the Parent Company, Lyngsoe Systems Holding A/S, and subsidiaries in which Lyngsoe Systems Holding A/S directly or indirectly holds more than 50% of the votes or in some other way exercises control. Entities in which the Group holds between 20% and 50% of the votes and exercises significant influence but not control are considered associates. A group chart is included on page 7.

On consolidation, intra-group income and expenses, shareholdings, intra-group balances and dividends and realised and unrealised gains and losses on intra-group transactions are eliminated.

Equity investments in subsidiaries are set off against the proportionate share of subsidiaries' fair value of net assets and liabilities at the date of acquisition.

#### Recognition and measurement

Assets are recognised in the balance sheet when it is probable that future economic benefits will flow to the Company and the value of the asset can be reliably measured.

Liabilities are recognised in the balance sheet when an outflow of economic benefits is probable and when the liability can be reliably measured.

On initial recognition, assets and liabilities are measured at cost. Subsequently, assets and liabilities are measured as described below for each individual item.

Certain financial assets and liabilities are measured at amortised cost implying the recognition of a constant effective interest rate to maturity. Amortised cost is calculated as initial cost minus any principal repayments and plus or minus the cumulative amortisation of any difference between cost and nominal amount.

When assets and liabilities are recognised and measured, any gains, losses and risks occurring prior to the presentation of the annual report that evidence conditions existing at the balance sheet date are taken into account.

Income is recognised in the income statement as earned, including value adjustments of financial assets and liabilities measured at fair value or amortised cost. Equally, costs incurred to generate the year's earnings are recognised, including depreciation, amortisation, impairment losses and provisions as well as reversals as a result of changes in accounting estimates of amounts which were previously recognised in the income statement.

## Consolidated financial statements and parent company financial statements 1 January – 31 December

### Notes

#### 1 Accounting policies (continued)

##### Foreign currency translation

At initial recognition, transactions denominated in foreign currencies are translated at the exchange rates at the transaction date. Foreign exchange differences arising between the exchange rates at the transaction date and at the date of payment are recognised in the income statement as financial income or financial expenses.

Receivables and payables and other monetary items denominated in foreign currencies are translated at the exchange rates at the balance sheet date. The difference between the exchange rates at the balance sheet date and at the date at which the receivable or payable arose or was recognised in the latest financial statements is recognised in the income statement as financial income or financial expenses.

Fixed assets settled in foreign currencies are translated at the exchange rates at the transaction date.

All the Company's foreign subsidiaries are integral entities whose income statements are translated into Danish kroner at the average exchange rate for the year and whose balance sheet items are translated at the exchange rates at the balance sheet date. Foreign exchange differences arising on translation of opening equity of foreign subsidiaries at the exchange rates at the balance sheet date and on translation of the income statements from average exchange rates to the exchange rates ruling at the balance sheet date are recognised directly in equity.

##### Income statement

###### Revenue

Contract work in progress with a high degree of customisation are recognised as revenue by reference to the stage of completion. Accordingly, revenue corresponds to the selling price of work performed during the year (the percentage-of-completion method). When the selling price of a construction contract cannot be measured reliably, revenue is recognised to the extent costs incurred are deemed recoverable.

###### Operating costs

Operating costs are comprised by costs related to distribution, sales, advertising, administration, lease expenses, loss on debtors etc.

## Consolidated financial statements and parent company financial statements 1 January – 31 December

### Notes

#### 1 Accounting policies (continued)

##### Staff costs

Staff costs comprise salaries and wages, including holiday allowance, pension and other social security costs, etc. to the Company's employees.

##### Profit/loss from investments in subsidiaries

The proportionate share of the results of the individual subsidiaries is recognised in the income statement of the parent company after full elimination of intra-group profits/losses.

Dividends from equity investments in group entities and associates measured at cost are recognised as income in the income statement in the financial year when the dividends are declared.

In case of indication of impairment, an impairment test is conducted. Indication of impairment exists if distributed dividend exceeds profit for the year or if the carrying amount of equity investments exceeds the consolidated carrying amounts of the net assets in the subsidiary.

##### Financial income and expenses

Financial income and expenses comprise interest income and expenses, currency adjustments, and amortisation of financial assets.

##### Tax on profit/loss for the year

The Company is jointly taxed with its parent company. Current Danish tax is allocated between the jointly taxed Danish companies in proportion to their taxable incomes (full absorption).

The jointly taxed companies are taxed under the on-account tax scheme.

Tax for the year comprises current tax and changes in deferred tax for the year. The tax expense relating to the profit/loss for the year is recognised in the income statement, and the tax expense relating to amounts directly recognised in equity is recognised directly in equity. The recognised tax expense relating to the extraordinary profit/loss for the year is allocated to this item, whereas the remaining tax expense is allocated to profit/loss for the year from ordinary activities.

## Consolidated financial statements and parent company financial statements 1 January – 31 December

### Notes

#### 1 Accounting policies (continued)

### Balance sheet

#### Goodwill

Goodwill is amortised on a straight-line basis over the estimated useful life determined on the basis of Management's experience within the individual business areas. Goodwill is amortised over 20 years.

Gains and losses on the disposal of intangible assets are determined as the difference between the selling price less selling costs and the carrying amount at the date of disposal. Gains and losses are recognised in the income statement as other operating income or other operating costs, respectively.

#### Development costs

Costs of development at the Company's own expense are capitalised if the projects are clearly defined and identifiable, where the technical utilisation degree and a potential future market or development potential in the Company are evidenced. It is also required that the Company intends to produce, market or use the outcome of the project.

The cost of such projects includes direct wages and a share of the Company's indirect costs.

Capitalised development costs are amortised upon completion of the development work on a straight-line basis over the estimated useful lives. The amortisation period represents 3-5 years.

Development costs incurred in connection with specific customer projects are expensed in the financial statements.

Gains and losses on the disposal of development costs are determined as the difference between the sales price less disposal costs and the carrying amount at the date of disposal. Gains or losses are recognised in the income statement as amortisation.

#### Property, plant and equipment

Land and buildings, plant and machinery and fixtures and fittings, tools and equipment are measured at cost, added net revaluations and less accumulated depreciation and impairment losses. The basis of depreciation is cost, added net revaluations and less any expected residual value after the end of the useful life. Land is not depreciated.

Cost comprises the purchase price and any costs directly attributable to the acquisition until the date when the asset is available for use. The cost of self-constructed assets comprises direct and indirect costs of materials, components, sub suppliers, and wages and salaries.

## Consolidated financial statements and parent company financial statements 1 January – 31 December

### Notes

#### 1 Accounting policies (continued)

The basis of depreciation, which is calculated as cost less any residual value, is depreciated on a straight-line basis over the expected useful life. The expected useful lives are as follows:

Buildings	30 years
Fixtures and fittings, tools and equipment	3-5 years
IT equipment and software	3 years

The useful life and residual value are reassessed annually. Changes are treated as accounting estimates, and the effect on depreciation is recognised prospectively.

Land is not depreciated.

Investments not exceeding DKK 13 thousand are recognised as an expense in the year of acquisition.

Gains and losses on the disposal of property, plant and equipment are determined as the difference between the sales price less disposal costs and the carrying amount at the date of disposal. Gains or losses are recognised in the income statement as depreciation.

#### Leases

On initial recognition, leases for fixed assets that transfer substantially all risks and rewards incident to ownership to the Company (finance leases) are recognised in the balance sheet at the lower of fair value and the net present value of future lease payments.

When the net present value is calculated, the interest rate implicit in the lease or the incremental borrowing rate is used as the discount factor. Assets held under finance leases are subsequently depreciated as the Company's other fixed assets.

The capitalised lease obligation is recognised in the balance sheet as a liability at amortised cost, allowing the interest element of the lease payment to be recognised in the income statement over the term of the lease.

#### Investments

Investments in group entities are measured at cost. In case of indication of impairment, an impairment test is conducted. When the cost exceeds the recoverable amount, write-down is made to this lower value.



## Financial statements 1 January – 31 December

### Notes

#### 1 Accounting policies (continued)

##### Inventories

Inventories are measured at cost in accordance with the FIFO method. Where the net realisable value is lower than cost, inventories are written down to this lower value.

Goods for resale and raw materials and consumables are measured at cost, comprising purchase price plus delivery costs.

The net realisable value of inventories is calculated as the sales amount less costs of completion and costs necessary to make the sale and is determined taking into account marketability, obsolescence and development in forecast sales price.

##### Receivables

Receivables are measured at amortised cost.

Write-down is made for bad debt losses where there is an objective indication that a receivable or a receivable portfolio has been impaired. If there is an objective indication that an individual receivable has been impaired, a write-down is made based on an individual assessment.

##### Contract work in progress

Contract work in progress is measured at the selling price of the work performed less progress billings and anticipated losses. Contract work in progress entails a significant degree of design customisation of produced goods. Moreover, before the work is commenced, a binding agreement must have been entered into to the effect that penalties covering at least costs incurred will be enforced if the contract is subsequently terminated.

## Consolidated financial statements and parent company financial statements 1 January – 31 December

### Notes

#### 1 Accounting policies (continued)

Contract work in progress also comprises standard components manufactured and covered by the contracts entered into.

The selling price is measured by reference to the percentage of completion at the end of the reporting period and total expected income from the contract. The percentage of completion is determined on the basis of an assessment of the work performed, which is usually measured as the proportion of contract costs incurred for work performed to date relative to the total estimated contract costs.

When it is probable that the total contract costs will exceed the total contract revenue, the anticipated loss on the contract is recognised as an expense and a provision immediately.

When income and expenses on a construction contract cannot be estimated reliably, the selling price is measured corresponding only to costs incurred to the extent that it is probable that they will be recovered.

Where the selling price of work performed exceeds progress billings on contract work in progress and anticipated losses, the excess is recognised under receivables. If progress billings and anticipated losses exceed the selling price of a construction contract, the deficit is recognised under liabilities.

Prepayments from customers are recognised under liabilities.

Selling costs and costs incurred in securing contracts are recognised in the income statement when incurred.

#### Prepayments

Prepayments comprise costs incurred concerning subsequent financial years.

#### Equity

Net revaluation of investments in subsidiaries is recognised at cost in the reserve for net revaluation according to the equity method.

The reserve may be eliminated in case of losses, realisation of investments or a change in accounting estimates.

Transactions with treasury shares are recognised directly in the distributable reserves of equity. An amount corresponding to the cost of treasury shares is deducted from distributable reserves. The selling price on the disposal of treasury shares is added to distributable reserves.

Proposed dividends are recognised as a liability at the date on which they are adopted at the annual general meeting (declaration date). The expected dividend payment for the year is disclosed as a separate item in equity.

## Consolidated financial statements and parent company financial statements 1 January – 31 December

### Notes

#### 1 Accounting policies (continued)

##### *Reserve for development costs*

The reserve for development costs comprises capitalised development costs. The reserve cannot be used for dividend, distribution or to cover losses. If the recognised development costs are sold or in other ways excluded from the Company's operations, the reserve will be dissolved and transferred directly to the distributable reserves under equity. If the recognised development costs are written down, the part of the reserve corresponding to the write-down of the developments costs will be reversed. If a write-down of development costs is subsequently reversed, the reserve will be re-established.

The reserve is reduced by amortisation of capitalised development costs on an ongoing basis.

##### *Revaluation reserve*

Going forward, the revaluation reserve under section 41 of the Danish Financial Statements Act, to which fair value adjustments of property, plant and equipment and intangible assets are tied, will be reduced by depreciation and amortisation. Previously, depreciation and amortisation were deducted from the Company's distributable reserves.

#### **Corporation tax and deferred tax**

Current tax payable and receivable is recognised on the balance sheet as tax computed on the taxable income for the year adjusted for tax on the taxable income of prior years and for tax paid on account.

Deferred tax is measured using the balance sheet liability method on all temporary differences between the carrying amount and the tax value of assets and liabilities. Where alternative tax rules can be applied to determine the tax base, deferred tax is measured on the basis of the planned use of the asset or settlement of the liability, respectively.

Deferred tax assets, including the tax value of tax loss carry forwards, are recognised at the expected value of their utilisation; either as a set-off against tax on future income or as a set-off against deferred tax liabilities in the same legal tax entity.

## Financial statements 1 January – 31 December

### Notes

#### 1 Accounting policies (continued)

Adjustment is made to deferred tax resulting from elimination of unrealised intra-group profits and losses.

Deferred tax is measured according to the tax rules and at the tax rates applicable at the balance sheet date when the deferred tax is expected to crystallise as current tax. The change in deferred tax as a result of changes in tax rates is recognised in the income statement.

#### Warranty provisions

Provisions comprise anticipated costs related to warranties, losses on work in progress, etc. Provisions are recognised when, as a result of past events, the Company has a legal or a constructive obligation and it is probable that there may be an outflow of resources embodying economic benefits to settle the obligation.

Warranties comprise obligations to make good any defects within the warranty period of 1-3 years. Provisions for warranties are measured and recognised on the basis of past experience.

If it is likely that total costs will exceed total income from contract work in progress, a provision is made for the total loss anticipated on the contract. The provision is recognised as costs in the income statement.

#### Liabilities other than provisions

Financial liabilities are recognised at the date of borrowing at the net proceeds received less transaction costs paid. In subsequent periods, the financial liabilities are measured at amortised cost, corresponding to the capitalised value using the effective interest rate. Accordingly, the difference between the proceeds and the nominal value is recognised in the income statement over the term of the loan.

Other liabilities are measured at net realisable value.

#### Deferred income

Deferred income comprises payments received concerning income in subsequent years.

## Financial statements 1 January – 31 December

### Notes

#### 1 Accounting policies (continued)

##### Cash flow statement

The cash flow statement shows the Company's cash flows from operating, investing and financing activities for the year, the year's changes in cash and cash equivalents as well as the Company's cash and cash equivalents at the beginning and end of the year.

Cash flows from operating activities are calculated as the profit/loss for the year adjusted for non-cash operating items, changes in working capital and corporation tax paid.

Cash flows from investing activities comprise payments in connection with acquisitions and disposals of entities and activities, intangible assets, property, plant and equipment and investments.

Cash flows from financing activities comprise changes in size or composition of the Company's share capital and costs in this respect as well as raising of loans, instalments on interest-bearing debt and distribution of dividend to owners.

Cash and cash equivalents comprise cash and short-term marketable securities with a term of three months or less which are easily convertible into cash and which are subject to only an insignificant risk of changes in value.

#### 2 Uncertainty regarding measurement of receivables

As of 31 December 2019, the Company has an overdue receivable totalling net DKK 33 million (unchanged from 2018) related to a project. There is uncertainty related to the recoverability of the receivable, as the contract partner has not fulfilled its payment obligation, resulting in the Company taking legal action. Further court sessions took place during 2019, but without a final ruling yet. The Company assesses that the recognised receivable is still fairly measured and realisable and expects the court decision to be in favour of the Company. Further, the Company's lawyers support the assertion that the claim is well-founded.

## Financial statements 1 January – 31 December

### Notes

#### 3 Staff costs (consolidated)

DKK'000	2019	2018
Wages and salaries	101,682	105,655
Pensions	13,548	13,049
Other social security costs	3,067	2,508
	<u>118,297</u>	<u>121,212</u>
Average number of employees	<u>177</u>	<u>186</u>

Remuneration of the parent company's Executive Board and Board of Directors is included in the staff costs of Lyngsoe Systems A/S. The remuneration totals DKK 3,710 thousand (2018: DKK 3,027 thousand).

#### 4 Financial Expenses

Financial expenses in Parent Company from group entities totalled DKK 331 thousand (2018: DKK 265 thousand).

#### 5 Tax on profit/loss for the year

DKK'000	Consoli- dated 2019	Consoli- dated 2018	Parent Company 2019	Parent Company 2018
Current tax for the year	5,064	4,382	0	0
Deferred tax adjustment for the year	-1,021	-1,013	-98	-98
	<u>4,043</u>	<u>3,369</u>	<u>-98</u>	<u>-98</u>

#### 6 Proposed profit appropriation/distribution of loss

DKK'000	Parent Company	
	2019	2018
Retained earnings	-348	-493
	<u>-348</u>	<u>-493</u>

## Financial statements 1 January – 31 December

### Notes

#### 7 Intangible assets

	Group			
	Goodwill	Finalised development projects	Development projects in progress	Total
DKK'000				
Cost at 1 January 2019	91,877	31,562	14,559	137,998
Additions	0	5,488	5,120	10,608
Transferred	0	12,857	-12,857	0
Divested	0	-1,929	0	-1,929
Cost at 31 December 2019	91,877	47,978	6,822	146,677
Amortisation and impairment losses at 1 January 2019	21,876	14,659	0	36,535
Amortisation	4,593	7,973	0	12,566
Reversed amortisation	0	-1,614	0	-1,614
Amortisation and impairment losses at 31 December 2019	26,469	21,018	0	47,487
<b>Carrying amount at 31 December 2019</b>	<b>65,408</b>	<b>26,960</b>	<b>6,822</b>	<b>99,190</b>

#### Goodwill

Prepared impairment test of goodwill showed no indication of impairment at 31 December 2019.

#### Development projects

Completed development projects and development projects in progress mainly relate to the development of hardware for Library Solutions and the development of software for Postal & Logistics solutions and Data Capture Solutions. The projects are amortised over five years. The projects in progress are expected to be completed within 1–2 years and to bring about considerable economic benefits.

## Consolidated financial statements and parent company financial statements 1 January – 31 December

### Notes

#### 8 Property, plant and equipment

DKK'000	Group		Total
	Land and buildings	Fixtures and fittings, tools and equipment	
Cost at 1 January 2019	22,456	6,194	28,650
Additions	100	508	608
Disposals	0	0	0
Cost at 31 December 2019	22,556	6,702	29,258
Depreciation at 1 January 2019	5,157	3,716	8,873
Depreciation	848	1,158	2,006
Depreciation on disposals	0	0	0
Depreciation at 31 December 2019	6,005	4,874	10,879
<b>Carrying amount at 31 December 2019</b>	<b>16,551</b>	<b>1,828</b>	<b>18,379</b>
Assets held under finance leases	0	615	615



## Consolidated financial statements and parent company financial statements 1 January – 31 December

### Notes

#### 9 Investments in subsidiaries

DKK'000	Parent Company	
	2019	2018
Carrying amount at 1 January	89,979	89,979
<b>Carrying amount at 31 December</b>	<b>89,979</b>	<b>89,979</b>

Prepared impairment test of carrying amount showed no indication of impairment at 31 December 2019.

Name and registered office	Owner-ship	Equity	Profit/loss for the year
		DKK'000	DKK'000
Lyngsoe Systems A/S, Denmark	100%	61,261	10,808

#### 10 Contract work in progress (consolidated)

DKK'000	2019	2018
Sales value of work performed	109,885	148,536
Progress billings	-118,645	-156,993
	<b>-8,760</b>	<b>-8,457</b>

Recognised as follows:

Contract work in progress (assets)	20,180	13,134
Contract work in progress (liabilities)	-28,940	-21,591
	<b>-8,760</b>	<b>-8,457</b>

#### 11 Deferred tax

Deferred tax assets mainly concern refund of amounts carried forward concerning development costs. Based on expected utilisation, the tax asset has been written down by DKK 5.0 million.

Deferred tax liabilities concern deferred tax regarding net revaluation of buildings, contract work in progress, property, plant and equipment, provisions, prepayments, deferred income and tax loss carryforwards.

## Consolidated financial statements and parent company financial statements 1 January – 31 December

### Notes

#### 12 Share capital

Changes in share capital are specified as follows:

DKK'000	2019	2018
Opening balance	1,210	1,210
Share capital increase	0	0
	<u>1,210</u>	<u>1,210</u>

The share capital is specified as follows:

Nom. A shares	1,075	1,075
Nom. B shares	135	135
	<u>1,210</u>	<u>1,210</u>

#### 13 Liabilities other than provisions

##### Consolidated

DKK'000	Total debt at 31/12 2019	Repayment coming year	Outstanding debt after 5 years
Mortgage debt	12,190	801	8,169
Leasing debt	553	288	0
	<u>12,743</u>	<u>1,089</u>	<u>8,169</u>

## Consolidated financial statements and parent company financial statements 1 January – 31 December

### Notes

#### 14 Deferred income

Deferred income of DKK 18,037 thousand (2018: DKK 19,812 thousand) comprise prepayments received from customers.

#### 15 Change in working capital (consolidated)

DKK'000	2019	2018
Change in inventories	-2,244	-1,765
Change in receivables and other receivables	-3,142	-16,204
Change in work in progress	-7,045	2,176
Change in prepayments received	7,349	-983
Change in trade and other payables	649	6,043
Change in warranty provision	1,177	501
Other adjustments	1,000	0
	<u>-3,256</u>	<u>-10,232</u>

#### 16 Contractual obligations, contingencies, etc.

##### Parent Company

A deed registered to the bank secured on shares in Lyngsoe Systems A/S and Lyngsoe Systems Holding A/S has been registered as collateral for all balances with Nordea Bank owed by the Group.

The Company has provided collateral on behalf of Lyngsoe Systems A/S for all debt to Nordea Bank.

The Company has provided a negative pledge as collateral for all amounts owed to Nordea Bank by the Group.

The Company is jointly taxed with other Danish companies in the Group. As a jointly taxed company, the Company has joint unlimited liability for Danish corporation taxes and withholding taxes on dividends, interest and royalties within the joint taxation unit. Any subsequent corrections of income subject to joint taxation or withholding taxes could result in an increased liability for the Company.

##### Consolidated

Land and buildings with a carrying amount of DKK 16,551 thousand at 31 December 2019 have been provided as collateral for amounts owed to mortgage institutions of DKK 12,190 thousand.

## Consolidated financial statements and parent company financial statements 1 January – 31 December

### Notes

#### 16 Contractual obligations, contingencies, etc. (continued)

A mortgage deed registered to the mortgagor of DKK 8,000 thousand secured on land and buildings has been registered as collateral for balance with Nordea Bank. The mortgage deed registered to the mortgagor is subordinated to mortgage debt.

A deed registered to the bank of DKK 25,000 thousand secured on pledged assets has been registered as collateral for balances with Nordea Bank. At 31 December 2019, pledged assets totalled DKK 105,796 thousand.

The Group has provided payment and performance guarantees totalling DKK 10,140 thousand (2018: DKK 10,143 thousand) via its bank and other partners. The Group has provided joint and several guarantees at an amount of DKK 8,000 thousand for all amounts owed related to guarantees.

The Group has entered into leases totalling DKK 220 thousand that all fall due within the initial year.

#### 17 Related party disclosures

The following shareholders are registered in the Company's register of shareholders as holding a minimum of 5% of the votes or a minimum of 5% of the share capital:

CC Track Invest ApS, Øster Allé 42, 7., 2100 København Ø

CataCap K/S controls the majority of the share capital in the Company through CC Track Invest ApS.

#### Related party transactions

Remuneration to the Parent Company's Executive Board and Board of Directors is disclosed in note 3.

Payables to group companies are disclosed in the balance sheet and expense interest is disclosed in note 4.

#### 18 Events after the balance sheet date

No events have occurred after the balance sheet date to this date that would influence the assessment and evaluation of this annual report in any material way.