

statsautoriseret revisionsfirma
Stationspladsen 1 og 3
3000 Helsingør
CVR nr. 30 19 52 64

Tlf. 4921 8700
Fax 4921 8750
www.kallermann.dk

Enetpulse ApS

**Dybendalsvænget 3
2630 Taastrup**

CVR no. 25556631

Annual report 2021

The annual report was presented and adopted at the annual general meeting of the Company on 25 April 2022



Simon Skarsholm
Chairman of the annual general meeting

 Independent member
Morison Global


SS


JH

Contents

Management's Statement	3
Independent Auditors' Report	4
Company Information	6
Management's Review	7
Accounting Policies	8
Income Statement	11
Balance Sheet	12
Statement of changes in Equity	14
Notes	15

Management's Statement

The Board of Directors and the Executive Board have today considered and approved the annual report for the financial year 1 January 2021 - 31 December 2021 for Enetpulse ApS.

The Annual Report is presented in accordance with the Danish Financial Statements Act.

In our opinion the financial statements give a true and fair view of the Company's financial position at 31 December 2021 and of its financial performance for the financial year 1 January 2021 - 31 December 2021.

We believe that the management commentary contains a fair review of the affairs and conditions referred to therein.

We recommend the annual report for adoption at the Annual General Meeting.

Taastrup, 25 April 2022

Executive Board

Simon Skarsholm
Manager

Board of Directors


Jan Hortik (May 5, 2022 10:43 GMT+2)

Jan Hortik
Chairman


Simon Skarsholm

Independent Auditors' Report

To the shareholders of Enetpulse ApS

Opinion

We have audited the Financial Statements of Enetpulse ApS for the financial year 1 January - 31 December 2021, which comprise the accounting policies, income statement, balance sheet, statement of changes in equity and notes. The Financial Statements are prepared in accordance with the Danish Financial Statements Act.

In our opinion the Financial Statements give a true and fair view of the Company's financial position at 31 December 2021 and of the result of the Company's operations for the financial year 1 January - 31 December 2021 in accordance with the Danish Financial Statements Act.

Basis of opinion

We conducted our audit in accordance with International Standards on Auditing (ISAs) and the additional requirements applicable in Denmark. Our responsibilities under those standards and requirements are further described in the "Auditor's Responsibilities for the Audit of the Financial Statements" section of our report. We are independent of the Company in accordance with the International Ethics Standards Board for Accountants' Code of Ethics for Professional Accountants (IESBA Code) and the additional requirements applicable in Denmark, and we have fulfilled our other ethical responsibilities in accordance with these rules and requirements. We believe that the audit evidence we have obtained is sufficient and appropriate to provide a basis for our opinion.

Management's responsibility for the financial statements

Management is responsible for the preparation of Financial Statements that give a true and fair view in accordance with the Danish Financial Statements Act, and for such internal control as Management determines is necessary to enable the preparation of Financial Statements that are free from material misstatement, whether due to fraud or error.

In preparing the Financial Statements, Management is responsible for assessing the Company's ability to continue as a going concern, disclosing, as applicable, matters related to going concern and using the going concern basis of accounting in preparing the Financial Statements unless Management either intends to liquidate the Company or to cease operations, or has no realistic alternative but to do so.

The auditor's responsibility for the audit of the financial statements

Our objectives are to obtain reasonable assurance about whether the Financial Statements as a whole are free from material misstatement, whether due to fraud or error, and to issue an auditor's report that includes our opinion. Reasonable assurance is a high level of assurance, but is not a guarantee that an audit conducted in accordance with ISAs and the additional requirements applicable in Denmark will always detect a material misstatement when it exists. Misstatements can arise from fraud or error and are considered material if, individually or in the aggregate, they could reasonably be expected to influence the economic decisions of users of accounting information taken on the basis of these Financial Statements.

As part of an audit conducted in accordance with ISAs and the additional requirements applicable in Denmark, we exercise professional judgment and maintain professional skepticism throughout the audit. We also:

- * Identify and assess the risks of material misstatement of the Financial Statements, whether due to fraud or error, design and perform audit procedures responsive to those risks, and obtain audit evidence that is sufficient and appropriate to provide a basis for our opinion. The risk of not detecting a material misstatement resulting from fraud is higher than for one resulting from error as fraud may involve collusion, forgery, intentional omissions, misrepresentations, or the override of internal control.
- * Obtain an understanding of internal control relevant to the audit in order to design audit procedures that are appropriate in the circumstances, but not for the purpose of expressing an opinion on the effectiveness of the Company's internal control.

Independent Auditors' Report

- * Evaluate the appropriateness of accounting policies used and the reasonableness of accounting estimates and related disclosures made by Management.
- * Conclude on the appropriateness of Management's use of the going concern basis of accounting in preparing the Financial Statements and, based on the audit evidence obtained, whether a material uncertainty exists related to events or conditions that may cast significant doubt on the Company's ability to continue as a going concern. If we conclude that a material uncertainty exists, we are required to draw attention in our auditor's report to the related disclosures in the Financial Statements or, if such disclosures are inadequate, to modify our opinion. Our conclusions are based on the audit evidence obtained up to the date of our auditor's report. However, future events or conditions may cause the Company to cease to continue as a going concern.
- * Evaluate the overall presentation, structure and contents of the Financial Statements, including the disclosures, and whether the Financial Statements represent the underlying transactions and events in a manner that gives a true and fair view.

We communicate with those charged with governance regarding, among other matters, the planned scope and timing of the audit and significant audit findings, including any significant deficiencies in internal control that we identify during our audit.

Statement on Management's Review

Management is responsible for Management's Review.

Our opinion on the Financial Statements does not cover Management's Review, and we do not express any form of assurance conclusion thereon.

In connection with our audit of the Financial Statements, our responsibility is to read Management's Review and, in doing so, consider whether Management's Review is materially inconsistent with the Financial Statements or our knowledge obtained during the audit, or otherwise appears to be materially misstated.


Moreover, it is our responsibility to consider whether Management's Review provides the information required under the Danish Financial Statements Act.

Based on the work we have performed, we conclude that Management's Review is in accordance with the Financial Statements and has been prepared in accordance with the requirements of the Danish Financial Statement Act. We did not identify any material misstatement of Management's Review.

Elsinore, 25 April 2022

Kallermann Revision A/S - statsautoriseret revisionsfirma

CVR-no. 30195264



Rasmus Rolighed Asmussen
State Authorised Public Accountant
mne45874



Peter Kallermann
State Authorised Public Accountant
mne8285

Company details

Company	Enetpulse ApS Dybendalsvænget 3 2630 Taastrup CVR no. 25556631
Executive Board	Simon Skarsholm, Manager
Board of Directors	Jan Hortik Simon Skarsholm, Manager
Auditors	Kallermann Revision A/S - statsautoriseret revisionsfirma Stationspladsen 1 og 3 3000 Helsingør CVR no. 30195264

Management's Review

Primary activities

The primary activity comprises collecting, packaging and reselling sports data.

Development in activities and finances

The Company's Income Statement of the financial year 1 January 2021 - 31 December 2021 shows a result of 1.341.323 DKK and the Balance Sheet at 31 December 2021 a balance sheet total of 15.593.712 DKK and an equity of 10.934.950 DKK.

Events after the balance sheet date

No events have occurred after the balance sheet date to this date, which would influence the evaluation of this annual report.

Accounting Policies

Reporting Class

This annual report of Enetpulse ApS for 2021 has been presented in accordance with the provisions of the Danish Financial Statements Act governing reporting class B enterprises with additional choice of a few rules from class C enterprises.

The accounting policies applied remain unchanged from last year.

Reporting currency

The annual report is presented in Danish kroner.

Translation policies

On initial recognition, transactions denominated in foreign currencies are translated at the exchange rates at the transaction date. Foreign exchange differences arising between the exchange rates at the transaction date and the date of payment are recognized in the income statement as financial income or expenses.

Receivables, payables and other monetary items denominated in foreign currencies are translated using the exchange rate at the balance sheet date. Exchange differences that arise between the rate at the transaction date and the one in effect at the payment date or the rate at the balance sheet date are recognized in the income statement as financial income or financial expenses.

Long-term assets purchased in foreign currency are translated at the exchange rate at the transaction date.

Information on omission of consolidated financial statement

Referring to section 110 of the Danish Financial Statements Act, no consolidated financial statements have been prepared.

Income statement

Gross profit/loss

Gross profit is a combination of the items of revenue, other operating income and other external expenses.

Revenue

The revenue from service rendered, which comprises service contracts, are recognized on a straight-line basis in the revenue concurrently with delivery of the services, as the services are rendered in the shape of an undefinable number of actions during a specified period of time.

Revenue is measured to fair value of the agreed fee ex. VAT and taxes charged on behalf of third parties. All discounts granted in connection with the sale are recognized in the revenue.

Other external expenses

Other external expenses include expenses for sales, advertising, administration, bad debts, operating leasing expenses etc.

Staff costs

Staff costs comprise salaries and wages including holiday pay and pensions as well as social security costs, etc for the Company's staff. Received compensations from the authorities have been deducted in staff costs.

Accounting Policies

Amortisation and impairment of tangible assets

Amortization and impairment of equipment has been performed based on a continuing assessment of the useful life of the assets in the Company. Non-current assets are amortized on a straight line basis, based on cost, on the basis of the following assessment of useful life and residual values:

	Useful life
Other fixtures and fittings, tools and equipment	5 years

Income from investments in group enterprises

A proportional share of the result after tax in the subjacent companies is recognized according to the equity method in the income statement. Profit shares after tax in subsidiaries companies are presented in the income statement in separate lines. A full elimination of group internal profit/loss is made on equity investments in the subsidiaries.

Financial income and expenses

Financial income and expenses are recognised in the income statement based at the amounts that concern the financial year. Financial income and expenses include interest revenue and expenses, realised and unrealised capital gains and losses regarding securities, accounts payable and transactions in foreign currencies and surcharges and allowances under the advance-payment of tax scheme.

Tax on net profit for the year

Tax for the year, which consists of current tax for the year and changes in deferred tax, is recognized in the income statement by the portion attributable to the profit for the year and recognized directly in equity by the portion attributable to entries directly in equity. The tax expense relating to the profit/loss for the year is recognized in the income statement, and the tax expense relating to changes directly recognized in equity is recognized directly in equity.

Balance sheet

Property, plant and equipment

Other fixtures and fittings, tools and equipment are measured at cost on initial recognition and subsequently at cost less accumulated depreciation and impairment losses.

The depreciable amount is calculated taking into consideration the residual value of the asset at the end of its useful life, reduced by impairment losses, if any. The depreciation period and the residual value are determined at the data of acquisition. If the residual value exceeds the carrying amount of the asset, depreciation is discontinued.

In case of changes in depreciation period or residual value, the effect of a change in depreciation period is recognised prospectively in accounting estimates.

Cost includes the purchase price and expenses directly related to the acquisition until the time when the asset is ready for use. The cost of self-constructed assets includes costs for materials, components, subcontractors, direct payroll costs and indirect production costs.

The cost of composite asset is disaggregated into components, which are separately depreciated if the useful lives of the individual component differ.

Equity investments in group enterprise

Investments in group enterprises are recognized in the balance sheet at the proportionate share of the equity value of the enterprises, calculated according to the parent Company's accounting policies with the deduction or addition of unrealised intercompany profits or losses and with the addition or deduction of the remaining value of positive or negative goodwill, calculated according to the purchase method.

Subsidiaries having a negative equity value are recognised at DKK 0, and any amounts receivable from those enterprises are written down by the parent Company's share of the negative equity value to the extent that the

Accounting Policies

amounts are deemed to be uncollectible.

If the negative equity value exceeds receivables, the remaining amount is recognised as a provision to the extent that the parent Company has a legal or constructive obligation to cover the negative balance of the relevant subsidiary.

Deposits

Deposits are measured at cost.

Receivables

Receivables are measured at amortized cost which usually corresponds to the nominal value. The value is reduced by write-downs for expected bad debts.

Prepayments

Prepayments recognised in short-term assets, comprise costs concerning the following financial years.

Cash and cash equivalents

Cash and cash equivalents comprise cash at bank and in hand as well as short-term securities with a term of less than three months which can be converted directly into cash at bank and in hand and involve only an insignificant risk of value changes.

Equity

Equity comprises the working capital and a number of equity items that may be statutory or stipulated in the articles of association.

Liabilities

Liabilities are measured at amortized cost, which usually corresponds to the nominal value.

Income Statement

	Note	2021 DKK	2020 DKK
Gross profit		7.668.181	6.618.686
Staff costs	1	-6.785.399	-5.847.582
Depreciation, amortisation and impairment losses		-2.832	0
Profit from ordinary operating activities		879.950	771.104
Income from investments in group enterprises		726.239	672.859
Financial expenses		-76.977	-5.625
Profit from ordinary activities before tax		1.529.212	1.438.338
Tax	2	-187.889	-177.000
Profit		1.341.323	1.261.338
 Proposed distribution of results			
Reserve for net revaluation according to equity method		726.239	672.859
Retained earnings		615.084	588.479
Distribution of profit		1.341.323	1.261.338

Balance Sheet as of 31 December

	Note	2021 DKK	2020 DKK
Assets			
Fixtures, fittings, tools and equipment	3	167.068	0
Leasehold improvements	4	0	0
Property, plant and equipment		167.068	0
Investments in group enterprises	5, 6	3.357.431	2.632.160
Deposits		174.570	443.805
Investments		3.532.001	3.075.965
Fixed assets		3.699.069	3.075.965
Trade receivables		350.961	283.793
Receivables from group enterprises		4.011.366	2.433.706
Current deferred tax		636.111	824.000
Other receivables		28.977	27.228
Deferred income assets		367.083	276.002
Receivables		5.394.498	3.844.729
Cash and cash equivalents		6.500.145	6.634.049
Current assets		11.894.643	10.478.778
Assets		15.593.712	13.554.743

Balance Sheet as of 31 December

	Note	2021 DKK	2020 DKK
Liabilities and equity			
Contributed capital		242.221	242.221
Reserve for net revaluation according to equity method		3.321.355	2.596.084
Retained earnings		7.371.374	6.756.290
Equity		10.934.950	9.594.595
Debt to banks		67.665	45.955
Prepayments received from customers		0	59.600
Trade payables		285.019	490.380
Payables to group enterprises		1.559.354	1.250.875
Other payables		2.746.724	2.113.338
Short-term liabilities other than provisions		4.658.762	3.960.148
Liabilities other than provisions within the business		4.658.762	3.960.148
Liabilities and equity		15.593.712	13.554.743
Contingent liabilities	7		
Collaterals and assets pledges as security	8		
Liabilities under off-balance sheet leases	9		

Statement of changes in Equity

	Contributed capital DKK	Reserve for net re- valuation ac- cording to equity method DKK	Retained earnings DKK	Total DKK
Equity 1 January 2021	242.221	2.596.084	6.756.290	9.594.595
Change of investments through net exchange differences	0	-968	0	-968
Profit (loss)	0	726.239	615.084	1.341.323
Equity 31 December 2021	242.221	3.321.355	7.371.374	10.934.950

Notes

	2021 DKK	2020 DKK
1. Employee benefits expense		
Wages and salaries	5.769.426	4.891.357
Post-employment benefit expense	918.144	879.642
Social security contributions	97.829	76.583
	<u>6.785.399</u>	<u>5.847.582</u>
Average number of employees	<u>11</u>	<u>10</u>
2. Tax expense		
Adjustments for deferred tax	187.889	177.000
	<u>187.889</u>	<u>177.000</u>
3. Fixtures, fittings, tools and equipment		
Cost, 1 January 2021	134.207	134.207
Addition during the year, including improvements	169.900	0
Disposal during the year	-134.207	0
Cost, 31 December 2021	<u>169.900</u>	<u>134.207</u>
Accumulated depreciation, 1 January 2021	-134.207	-134.207
Amortisation for the year	-2.832	0
Reversal of impairment losses and amortisation of disposed assets	134.207	0
Accumulated depreciation, 31 December 2021	<u>-2.832</u>	<u>-134.207</u>
Fixtures, fittings, tools and equipment, 31 December 2021	<u>167.068</u>	<u>0</u>
4. Leasehold improvements		
Cost, 1 January 2021	55.000	55.000
Disposal during the year	-55.000	0
Cost, 31 December 2021	<u>0</u>	<u>55.000</u>
Accumulated depreciation, 1 January 2021	-55.000	-55.000
Reversal of impairment losses and amortisation of disposed assets	55.000	0
Accumulated depreciation, 31 December 2021	<u>0</u>	<u>-55.000</u>
Leasehold improvements, 31 December 2021	<u>0</u>	<u>0</u>

Notes

	2021 DKK	2020 DKK
5. Investments in group enterprises		
Cost, 1 January 2021	36.076	36.076
Cost, 31 December 2021	36.076	36.076
Accumulated revaluations, 1 January 2021	2.596.084	1.923.225
Change due to a foreign currency translation adjustment	-968	0
Revaluations for the year	726.239	672.859
Accumulated revaluations, 31 December 2021	3.321.355	2.596.084
Investments in group enterprises, 31 December 2021	3.357.431	2.632.160

6. Related parties

Group enterprises

Name	Registered office	Share held in %	Equity	Profit
Enetpulse EOOD	Bulgaria	100,00	3.357.431	726.239
			3.357.431	726.239

7. Contingent liabilities

No contingent liabilities exist at the balance sheet date.

8. Collaterals and securities

No securities or mortgages exist at the balance sheet date.

9. Liabilities under leases

The Company has short-term lease commitments for vehicles for 38 DKK'000, which are not recognized in the balance at 31 December 2021.

The Company has rent commitments for 1.370 DKK'000.









Enetpulse ApS - Annual Audited Report 2021

Final Audit Report

2022-05-05

Created:	2022-04-25
By:	Enetpulse Contracts (contracts@enetpulse.com)
Status:	Signed
Transaction ID:	CBJCHBCAABAAadoxyFMgQ4mkNmrsqAzluYNCElyFI1xm3

"Enetpulse ApS - Annual Audited Report 2021" History

-  Document created by Enetpulse Contracts (contracts@enetpulse.com)
2022-04-25 - 10:59:21 AM GMT - IP address: 87.50.41.96
-  Document emailed to Simon Skarsholm (simon@enetpulse.com) for signature
2022-04-25 - 11:01:41 AM GMT
-  Email viewed by Simon Skarsholm (simon@enetpulse.com)
2022-04-25 - 11:06:03 AM GMT - IP address: 66.102.9.211
-  Document e-signed by Simon Skarsholm (simon@enetpulse.com)
Signature Date: 2022-04-25 - 11:07:17 AM GMT - Time Source: server- IP address: 87.50.41.96
-  Document emailed to Jan Hortík (jan@enetpulse.com) for signature
2022-04-25 - 11:07:19 AM GMT
-  Email viewed by Jan Hortík (jan@enetpulse.com)
2022-05-05 - 8:41:36 AM GMT - IP address: 185.248.177.74
-  Document e-signed by Jan Hortík (jan@enetpulse.com)
Signature Date: 2022-05-05 - 8:43:45 AM GMT - Time Source: server- IP address: 185.248.177.74
-  Agreement completed.
2022-05-05 - 8:43:45 AM GMT