

# Koppers Europe ApS


Avernakke 1  
5800 Nyborg  
Denmark

CVR no. 25 30 19 27

## Annual report 2019

The annual report was presented and approved at the  
Company's annual general meeting on

20 May 2020

A handwritten signature in blue ink, appearing to read "Kent Bo Svendsen", is written over the printed name and title.

Kent Bo Svendsen  
Chairman

## Contents

<b>Statement by the Board of Directors and the Executive Board</b>	<b>2</b>
<b>Independent auditor's report</b>	<b>3</b>
<b>Management's review</b>	<b>5</b>
Company details	5
Operating review	6
<b>Financial statements 1 January – 31 December</b>	<b>7</b>
Income statement	7
Balance sheet	8
Notes	9

## Statement by the Board of Directors and the Executive Board

The Board of Directors and the Executive Board have today discussed and approved the annual report of Koppers Europe ApS for the financial year 1 January – 31 December 2019.

The annual report has been prepared in accordance with the Danish Financial Statements Act.


In our opinion, the financial statements give a true and fair view of the Company's assets, liabilities and financial position at 31 December 2019 and of the results of the Company's operations for the financial year 1 January – 31 December 2019.

Further, in our opinion, the Management's review gives a fair review of the matters discussed in the Management's review.

We recommend that the annual report be approved at the annual general meeting.





Nyborg, 20 May 2020

Executive Board:



Kent Bo Svendsen

Board of Directors:

 James A. Sullivan	 Stephanie L. Apostolou	 Christian Arndal Nielsen
 Michael J. Zugay		

## Statement by the Board of Directors and the Executive Board

The Board of Directors and the Executive Board have today discussed and approved the annual report of Koppers Europe ApS for the financial year 1 January – 31 December 2019.

The annual report has been prepared in accordance with the Danish Financial Statements Act.

In our opinion, the financial statements give a true and fair view of the Company's assets, liabilities and financial position at 31 December 2019 and of the results of the Company's operations for the financial year 1 January – 31 December 2019.

Further, in our opinion, the Management's review gives a fair review of the matters discussed in the Management's review.

We recommend that the annual report be approved at the annual general meeting.

Nyborg, 20 May 2020

Executive Board:

  
Kent Bo Svendsen

Board of Directors:

  
James A. Sullivan

  
Stephanie L. Apostolou

Christian Arndal Nielsen

  
Michael J. Zugay

## Independent auditor's report

### To the shareholder of Koppers Europe ApS

#### Opinion

We have audited the financial statements of Koppers Europe ApS for the financial year 1 January – 31 December 2019 comprising income statement, balance sheet and notes, including accounting policies. The financial statements are prepared in accordance with the Danish Financial Statements Act.

In our opinion, the financial statements give a true and fair view of the Company's assets, liabilities and financial position at 31 December 2019 and of the results of the Company's operations for the financial year 1 January – 31 December 2019 in accordance with the Danish Financial Statements Act.

#### Basis for opinion

We conducted our audit in accordance with International Standards on Auditing (ISAs) and the additional requirements applicable in Denmark. Our responsibilities under those standards and requirements are further described in the "Auditors responsibilities for the audit of the financial statements" section of our report. We are independent of the Company in accordance with the International Ethics Standards Board for Accountants' Code of Ethics for Professional Accountants (IESBA Code) and the additional requirements applicable in Denmark and we have fulfilled our other ethical responsibilities in accordance with these rules and requirements. We believe that the audit evidence we have obtained is sufficient and appropriate to provide a basis for our opinion.

#### Management's responsibility for the financial statements

Management is responsible for the preparation of financial statements that give a true and fair view in accordance with the Danish Financial Statements Act and for such internal control that Management determines is necessary to enable the preparation of financial statements that are free from material misstatement, whether due to fraud or error.

In preparing the financial statements, Management is responsible for assessing the Company's ability to continue as a going concern, disclosing, as applicable, matters related to going concern using the going concern basis of accounting in preparing the financial statements unless Management either intends to liquidate the Company or to cease operations, or has no realistic alternative but to do so.

#### Auditor's responsibilities for the audit of the financial statements

Our objectives are to obtain reasonable assurance as to whether the financial statements as a whole are free from material misstatement, whether due to fraud or error, and to issue an auditor's report that includes our opinion. Reasonable assurance is a high level of assurance but is not a guarantee that an audit conducted in accordance with ISAs and the additional requirements in Denmark will always detect a material misstatement when it exists. Misstatements may arise from fraud or error and are considered material if, individually or in the aggregate, they could reasonably be expected to influence the economic decisions of users made on the basis of these financial statements.

As part of an audit conducted in accordance with ISAs and the additional requirements applicable in Denmark, we exercise professional judgement and maintain professional scepticism throughout the audit. We also

- identify and assess the risks of material misstatements of the company financial statements, whether due to fraud or error, design and perform audit procedures responsive to those risks, and obtain audit evidence that is sufficient and appropriate to provide a basis for our opinion. The risk of not detecting a material misstatement resulting from fraud is higher than for one resulting from error as fraud may involve collusion, forgery, intentional omissions, misrepresentations or the override of internal control.

## Independent auditor's report

- obtain an understanding of internal control relevant to the audit in order to design audit procedures that are appropriate in the circumstances, but not for the purpose of expressing an opinion on the effectiveness of the Company's internal control.
- evaluate the appropriateness of accounting policies used and the reasonableness of accounting estimates and related disclosures made by Management.
- conclude on the appropriateness of Management's use of the going concern basis of accounting in preparing the financial statements and, based on the audit evidence obtained, whether a material uncertainty exists related to events or conditions that may cast significant doubt on the Company's ability to continue as a going concern. If we conclude that a material uncertainty exists, we are required to draw attention in our auditor's report to the related disclosures in the financial statements or, if such disclosures are inadequate, to modify our opinion. Our conclusions are based on the audit evidence obtained up to the date of our auditor's report. However, future events or conditions may cause the Company to cease to continue as a going concern.
- evaluate the overall presentation, structure and contents of the financial statements, including the disclosures, and whether the financial statements represent the underlying transactions and events in a manner that gives a true and fair view.

We communicate with those charged with governance regarding, among other matters, the planned scope and timing of the audit and significant audit findings, including any significant deficiencies in internal control that we identify during our audit.

## Statement on the Management's review

Management is responsible for the Management's review.

Our opinion on the financial statements does not cover the Management's review, and we do not express any form of assurance conclusion thereon.

In connection with our audit of the financial statements, our responsibility is to read the Management's review and, in doing so, consider whether the Management's review is materially inconsistent with the financial statements or our knowledge obtained during the audit, or otherwise appears to be materially misstated.

Moreover, it is our responsibility to consider whether the Management's review provides the information required under the Danish Financial Statements Act.

Based on the work we have performed, we conclude that the Management's review is in accordance with the financial statements and has been prepared in accordance with the requirements of the Danish Financial Statements Act. We did not identify any material misstatement of the Management's review.

Copenhagen, 20 May 2020

**KPMG**  
Statsautoriseret Revisionspartnerselskab  
CVR no. 25 57 81 98



Jon Beck  
State Authorised  
Public Accountant  
mne32169

## **Management's review**

### **Company details**

Koppers Europe ApS  
Avernakke 1  
5800 Nyborg  
Denmark

Telephone +45 63 31 31 00

CVR no.: 25 30 19 27

Financial year: 1 January – 31 December

### **Board of Directors**

Michael Joseph Zugay  
James A. Sullivan  
Stephanie Leigh Apostolou  
Christian Arndal Nielsen

### **Executive Board**

Kent Bo Svendsen

### **Auditor**

KPMG  
Statsautoriseret Revisionspartnerselskab  
Dampfærgevej 28  
2100 Copenhagen  
Denmark

## Management's review

### Operating review

#### Principal activities

The principal activity of the Company is to hold investments in the companies in the Koppers Group located in England, Poland, Finland, Norway, Sweden, Germany, Latvia and Denmark. The companies are divided into two divisions (CMC/KPC)

CMC's principal activity is the distillation of crude tar purchased on the world market, however, mainly the European markets. The finished products, of which the main product is pitch, are sold to the aluminum industry.

KPC's principal activity is the sale and distribution of pressure impregnation agents for the timber industry in the Nordic countries, the Baltics, the western part of Russia, Poland and Germany.

Further, the English company also sells and manufactures chemicals.

The subsidiaries, Koppers Denmark ApS and Koppers UK Ltd., have signed a processing agreement with Koppers International B.V., allowing all costs to be charged with a set mark-up. This results in a lower risk profile for Koppers Europe ApS.

#### Development in activities and financial position

Loss after tax for 2019 amounted to DKK 1.229 thousand as against a profit of DKK 18.207 thousand for 2018 which included a dividend of DKK 19.500 thousand. Results for 2020 is expected to be in line with 2019.

#### Events after the balance sheet date

No events have occurred after the balance sheet date that materially affect the financial position of the Company at 31 December 2019.



## Financial statements 1 January – 31 December

### Income statement

DKK'000	Note	2019	2018
Administrative expenses		-14	-23
<b>Operating loss</b>		<b>-14</b>	<b>-23</b>
Income from equity investments in group entities		0	19.500
Financial income		521	575
Financial expenses	2	-2.086	-2.215
<b>Profit/loss before tax</b>		<b>-1.579</b>	<b>17.837</b>
Tax on profit/loss for the year		350	370
<b>Profit/loss for the year</b>		<b>-1.229</b>	<b>18.207</b>
<b>Proposed profit appropriation/distribution of loss</b>			
Retained earnings		-1.229	18.207

## Financial statements 1 January – 31 December

### Balance sheet

DKK'000	Note	31/12 2019	31/12 2018
<b>ASSETS</b>			
<b>Fixed assets</b>			
<b>Investments</b>			
Equity investments in group entities		230.292	230.292
<b>Total fixed assets</b>		<b>230.292</b>	<b>230.292</b>
<b>Current assets</b>			
<b>Receivables</b>			
Other receivables		0	487
Corporation tax		350	370
<b>Total current assets</b>		<b>350</b>	<b>857</b>
<b>TOTAL ASSETS</b>		<b>230.642</b>	<b>231.149</b>
<b>EQUITY AND LIABILITIES</b>			
<b>Equity</b>			
Contributed capital		8.375	8.375
Retained earnings		181.567	182.796
<b>Total equity</b>		<b>189.942</b>	<b>191.171</b>
<b>Liabilities</b>			
<b>Non-current liabilities other than provisions</b>	3		
Payables to group entities		36.049	33.324
<b>Current liabilities other than provisions</b>			
Trade payables		14	14
Payables to group entities		4.250	6.640
Other payables		387	0
		4.651	6.654
<b>Total liabilities</b>		<b>40.700</b>	<b>39.978</b>
<b>TOTAL EQUITY AND LIABILITIES</b>		<b>230.642</b>	<b>231.149</b>
<b>Contingent liabilities</b>	4		
<b>Related party disclosures</b>	5		

## Financial statements 1 January – 31 December

### Notes

#### 1. Accounting policies

The annual report of Koppers Europe ApS for 2019 has been prepared in accordance with the provisions applying to reporting class B entities under the Danish Financial Statements Act.

The accounting policies used in the preparation of the financial statements are consistent with those of last year.

#### Omission of consolidated financial statements

Pursuant to section 112(1) of the Danish Financial Statements Act, no consolidated financial statements have been prepared. The financial statements of Koppers Europe ApS and group entities are included in the consolidated financial statements of Koppers Holdings Inc, USA.

#### Foreign currency translation

On initial recognition, transactions denominated in foreign currencies are translated at the exchange rates at the transaction date. Foreign exchange differences arising between the exchange rates at the transaction date and the date of payment are recognized in the income statement as financial income or financial expenses.

Receivables, payables and other monetary items denominated in foreign currencies are translated at the exchange rates at the balance sheet date. The difference between the exchange rates at the balance sheet date and the date at which the receivable or payable arose or was recognized in the latest financial statements is recognized in the income statement as financial income or financial expenses.

Fixed assets acquired in foreign currencies are measured at the exchange rates at the transaction date.

#### Derivative financial instruments

On initial recognition, derivative financial instruments are recognised in the balance sheet at cost and subsequently measured at fair value. Positive and negative fair values of derivative financial instruments are recognised as other receivables and other payables, respectively.

Changes in the fair value of derivative financial instruments designated as and qualifying for recognition as a fair value hedge of a recognised asset or liability are recognised in the income statement together with changes in the fair value of the hedged asset or liability.

Changes in the fair value of derivative financial instruments designated as and qualifying for recognition as a hedge of future transactions are recognised as other receivables or other payables and in equity until the realisation of the hedged transactions. If the future transaction results in the recognition of assets or liabilities, amounts that were previously recognised in equity are transferred to the cost of the asset or liability. If the future transaction results in income or costs, amounts that were previously recognised in equity are transferred to the income statement for the period when the hedged item affects the income statement.

## Financial statements 1 January – 31 December

### Notes

#### 1. Accounting policies (continued)

For derivative financial instruments not qualifying for treatment as hedging instruments, changes in fair value are recognised in the income statement on an ongoing basis.

Changes in the fair value of derivative financial instruments used for hedging of net investments in independent foreign subsidiaries or associates are recognised directly in equity; see above.

#### Income statement

##### Administrative expenses

Administrative expenses comprise expenses incurred during the year for management and administration of the Company.

Income from equity investments in group entities and associates

Dividends from equity investments measured at cost are recognised as income in the Parent Company's income statement in the financial year when the dividends are declared.

In case of indication of impairment, an impairment test is conducted. Indication of impairment exists if distributed dividends exceed the consolidated carrying amount of the net assets in the subsidiary.

##### Financial income and expenses

Financial income and expenses comprise interest income and expense, payables and transactions denominated in foreign currencies as well as surcharges and refunds under the on-account tax scheme, etc.

##### Tax on profit/loss for the year

The Company is subject to the Danish rules on compulsory joint taxation of the Group's Danish subsidiaries.

The Company is the administrative company for the joint taxation and accordingly settles all payments of corporation tax to the tax authorities.

On payment of joint taxation contributions, current Danish corporation tax is allocated between the jointly taxed entities in proportion to their taxable income. Entities with tax losses receive joint taxation contributions from entities that have used the losses to reduce their own taxable profit.

Tax for the year comprises current corporation tax for the year and changes in deferred tax, including changes in tax rates. The tax expense relating to the profit/loss for the year is recognised in the income statement, and the tax expense relating to amounts directly recognised in equity is recognised directly in equity.

## Financial statements 1 January – 31 December

### Notes

#### 1. Accounting policies (continued)

##### Balance sheet

##### Equity investments in group entities

Equity investments in group entities are measured at cost. If cost exceeds the net realisable value, write-down is made to this lower value.

##### Corporation tax and deferred tax

Current tax payable and receivable is recognised in the balance sheet as tax computed on the taxable income for the year, adjusted for tax on the taxable income of prior years and for tax paid on account.

Deferred tax is measured using the balance sheet liability method on all temporary differences between the carrying amount and the tax value of assets and liabilities based on the planned use of the asset or settlement of the liability. However, deferred tax is not recognised on temporary differences relating to goodwill non-deductible for tax purposes and on office premises and other items where the temporary differences arise at the date of acquisition without affecting either profit/loss or taxable income.

Deferred tax assets, including the tax value of tax loss carry forwards, are recognised at the expected value of their utilisation within the foreseeable future; either as a set-off against tax on future income or as a set-off against deferred tax liabilities in the same legal tax entity. Any deferred net assets are measured at net realisable value.

Deferred tax is measured in accordance with the tax rules and at the tax rates applicable at the balance sheet date when the deferred tax is expected to crystallise as current tax. Changes in deferred tax as a result of changes in tax rates are recognised in the income statement or equity, respectively.

##### Receivables

Receivables are measured at amortised cost.

##### Liabilities

Financial liabilities are recognised at cost at the date of borrowing, corresponding to the proceeds received less transaction costs paid. In subsequent periods, the financial liabilities are measured at amortised cost using the effective interest method. Accordingly, the difference between cost and the nominal value is recognised in the income statement over the term of the loan together with interest expenses.

Other liabilities are measured at net realisable value.

## Financial statements 1 January – 31 December

### Notes

#### 2. Financial expenses

DKK'000	2019	2018
Interest expense to group entities	2.086	2.215

#### 3. Non-current liabilities other than provisions

An amount of DKK 36.049 thousand falls due for payment after five years

#### 4. Contingent liabilities

The Company is jointly taxed with Danish entities in the Koppers Holdings Inc. Group. The Company has unlimited joint and several liability for Danish corporation taxes and withholding taxes on dividends and interest under the joint taxation scheme. The jointly taxed companies' total net liability to the Danish tax authorities is recognised in the financial statements of Koppers Europe ApS. Any subsequent corrections of the taxable jointly taxed income or withholding taxes, etc. may entail an increase in the Company's liability.

#### 5. Related party disclosure

Koppers Europe ApS' related parties comprise the following:

##### Control

Koppers Holdings Inc., 436 Seventh Avenue, Pittsburgh, USA. Koppers Holdings Inc. holds the majority of the contributed capital in the Company.

Koppers Europe ApS is part of the consolidated financial statements of Koppers Holdings Inc., USA, which is the smallest and largest group in which the Company is included in the consolidated financial statements as a subsidiary.

The consolidated financial statements of Koppers Holdings Inc. can be obtained by contacting the Company or at the following website: [www.koppers.com](http://www.koppers.com).

Payables to group entities are disclosed in the balance sheet on page 7, and expensed interest is disclosed in note 2